

ORD 9 SNL G-758

DEPARTMENT OF THE ARMY SUPPLY MANUAL

GROUP G

LIST OF ALL SERVICE PARTS

OF

TRUCK, AMBULANCE: FRONT LINE, ¼-TON, 4 x 4, M170
TRUCK, UTILITY: ¼-TON, 4 x 4, M38A1

SUPPLY MANUAL }
No. ORD 9 SNL G-758 }

DEPARTMENT OF THE ARMY
WASHINGTON 25, D. C., 24 September, 1956

TRUCK, AMBULANCE: FRONT LINE, 1/4-TON, 4 x 4, M170
TRUCK, UTILITY: 1/4-TON, 4 x 4, M38A1

	Page
INTRODUCTION.....	2
NOTES.....	7
GROUP 01 ENGINE.....	14
GROUP 02 CLUTCH.....	50
GROUP 03 FUEL SYSTEM.....	62
GROUP 04 EXHAUST SYSTEM.....	100
GROUP 05 COOLING SYSTEM.....	104
GROUP 06 ELECTRICAL SYSTEM.....	110
GROUP 07 TRANSMISSION.....	184
GROUP 08 TRANSFER.....	195
GROUP 09 PROPELLER SHAFT AND UNIVERSAL JOINTS.....	205
GROUP 10 FRONT AXLE.....	209
GROUP 11 REAR AXLE.....	223
GROUP 12 BRAKES.....	232
GROUP 13 WHEELS, HUBS, AND DRUMS.....	250
GROUP 14 CONTROLS.....	253
GROUP 15 FRAME AND BRACKETS.....	263
GROUP 16 SPRINGS AND SHOCK ABSORBERS.....	274
GROUP 17 FENDERS AND HOOD.....	294
GROUP 18 BODY.....	299
GROUP 20 WINCH AND POWER-TAKE-OFF.....	347
GROUP 21 BUMPERS AND GUARDS.....	361
GROUP 22 MISCELLANEOUS ACCESSORIES.....	363
ALPHABETICAL INDEX.....	374
ORDNANCE AND MANUFACTURER'S PART NUMBER INDEX.....	394
ORDNANCE STOCK NUMBER INDEX.....	431
FEDERAL STOCK NUMBER INDEX.....	441

*This supply manual supersedes ORD 9 SNL G-758, 3 June 1954, including C1, 6 May 1955.

INTRODUCTION

1. GENERAL. a. This supply manual is an illustrated list of all service parts of the 1/4-ton 4 x 4 utility truck M38A1 and front line ambulance truck M170 arranged according to standard government grouping.

NOTE: Many of the parts listed herein are not stocked for issue. See ORD 7 and ORD 8 sections of this supply manual for listings of those parts stocked and authorized for issue to the various levels of maintenance. When parts not listed in the ORD 8 are needed, separate requisition for these parts should be forwarded through normal supply channels with justification therefor.

b. This list of all service parts is to be used for identification and storage purposes. Every individual part is not necessarily stored by itself; many parts are stored as authorized assemblies. Such assemblies are indicated herein. The components of such assemblies are listed alphabetically within the group, with the total quantity of each part required for that particular application.

c. The Federal stock number column lists the 11-digit Federal stock number (or the 7-digit Federal item identification number) which has been assigned by the Cataloging Division, Office of the Assistant Secretary of Defense (Supply and Logistics). These numbers are for information only and will not be used in connection with supply operations, until such time as implementation of the Federal Cataloging Program is accomplished, through editing action on appropriate supply documents (requisitions, issue slips, excess lists, etc).

d. Classification codes for Federal standard catalog numbers listed herein are published in the ORD 5-2 series.

e. For prices of items contained herein, see the appropriate supply manual of the ORD 5-3 series.

f. Additional applications of items in this manual are listed in the ORD 5-5 series.

g. An explanation of reference symbols used in this manual is included under NOTES.

h. For full information relative to the Ordnance section of the Department of the Army supply manual, including the purposes and uses, the procedure followed, and the principles employed in its compilation, see ORD 1, and for an index thereof, see DA Pam 310-29.

2. VEHICLE DESIGNATION. The 1/4-ton 4 x 4 utility truck M38A1 is designated as a general purpose vehicle; front line ambulance truck M170 is designated as a special equipment vehicle as defined in AR 700-105.

3. PERTINENT PUBLICATIONS. The following technical manuals pertain to these vehicles and components thereof: TM 9-8014, 9-8015-1, 9-8015-2, 9-8627, 9-1825B.

4. INTERCHANGEABILITY OF COMPONENTS. Several parts and accessories of the M38A1 engine are interchangeable with corresponding parts of the Ford Model GPW (SNL G-503) Willys Model MB and the M38 (SNL G-740). Several parts of the electrical system are interchangeable with other vehicles with 24-volt electrical systems.

5. SERIAL NUMBER LOCATIONS. Serial numbers for these vehicles are located as follows:

Complete vehicle

10001 and up.....Stamped on name plate located on instrument panel.

Engine 10001 and up. Stamped on water pump boss located on top of cylinder block, front end of engine.

6. ILLUSTRATIONS. This supply manual contains illustrations to aid the user in locating and identifying parts. These are placed before each group for convenient reference with the text for that group. For each part identified on an illustration, the noun, part number, and group number is shown, but a note on the illustration will indicate that all parts are in a particular group (i.e., all parts are listed in group 0611). The prefix portion of the figure

number indicates the group to which it pertains; the suffix indicates the sequence number within that group (e.g., figure 07-5 signifies illustration number 5 for group 07).

7. COMPONENTS OF ASSEMBLIES. Whenever any doubt might exist as to what items are included as components of assemblies, an explanatory note or a complete listing of such components is shown.

8. ATTACHING PARTS. Attaching parts such as bolts, nuts, rivets, washers, etc., are indented immediately under the item which they attach. Whenever two or more similar items having the same attaching parts, such as right and left fender braces, are listed, they are placed one immediately following the other and the attaching parts for both are covered by a single listing under the second item.

9. DEFINITION OF LOCATIONAL TERMS. All like parts which are not interchangeable are designated *left* or *right* with respect to the vehicle when it is viewed facing forward from the rear of the vehicle. The front of the vehicle is the direction faced by the driver. All engine parts, *left* or *right*, *front* or *rear*, are designated from a position at the rear of the engine facing forward. The flywheel end is the rear of the engine.

10. DESCRIPTION. All items are listed with their complete nomenclature with the exception noted in *a.* below.

a. Items appearing within a subgroup that lists components of, and/or items related to only *one* assembly or subassembly automatically assume as part of their official nomenclature the title of the pertinent subgroup. (Example: "AXLE, float lever," is an entry in subgroup 0301. The complete nomenclature of the item is "AXLE, carburetor, float lever," "CARBURETOR" being the subgroup title.)

b. Items appearing within a subgroup that lists *more than one* assembly or *more than one* group of related items are listed with their complete nomenclature. (Example: "EXTENSION, exhaust pipe, w/BRACKET" is an entry in subgroup 0401. The complete nomenclature of the item is as shown, the title of the subgroup being "MUFFLER AND EXHAUST PIPE.")

11. QUANTITY INCORPORATED IN UNIT. The quantity incorporated in unit column lists quantities for the following:

a. For vehicle parts which are not indented, the quantity indicates the number of these parts required for the particular use indicated. These quantities do *not* indicate the total quantities of the parts required for the major item since the part may be used in more than one subgroup.

b. For vehicle parts which are indented (attaching parts), the quantity indicates the number of these parts required to attach the item. These quantities do *not* indicate the total quantities of the attaching parts required for the major item or subgroup, since the attaching parts may be used in more than one subgroup, and may also be used more than once within a subgroup.

12. HOW TO FIND PARTS. This supply manual is arranged and cross-indexed so that parts can be found easily even though only one of the several identifying factors is known. The various ways in which parts can be located are as follows:

a. If only the nomenclature (basic noun-name) is known, refer to the alphabetical index in the back of the manual. This index will give the subgroup in which the part is listed. As the part names are arranged in alphabetical order within this subgroup, the complete listing of the part can readily be found.

b. If any one of the numbers — ordnance stock, federal stock, manufacturer's or ordnance part is known, refer to the appropriate numerical index in the back of the manual. These indexes will give the subgroup number in which the part can be found by following the procedure given in *a.* above.

c. If the shape, use, function, or location of the part is known, refer to illustrations in which the part is likely to appear until a picture of the part is found. The part will be keyed to a listing of the name, part number, and subgroup number, which will permit locating the complete listing of the part.

13. STOCK NUMBERS. The prefix letter and number of the stock number (i.e., G503,

G740, G741, etc.) usually signifies that the particular part or component was originally coded under the major item designation for that SNL and does *not* mean that the part is used *only* in that major item. All subsequent supply manuals for different items will include the same stock number for this same part.

14. STANDARD GOVERNMENT GROUPING. The parts in this manual are arranged by groups and subgroups and are listed alphabetically within these subgroups. Parts are grouped primarily on the basis of their function rather than location. This arrangement facilitates identification and selection of parts. Refer to paragraph 12, "HOW TO FIND PARTS."

01—ENGINE

- 0100.1 Power Plant Assembly
- 0100.2 Engine Assembly
- 0101 Cylinder Block and Head
- 0102.1 Crankshaft
- 0102.2 Main Bearings
- 0103 Flywheel and Ring Gear
- 0104.1 Pistons and Piston Rings
- 0104.2 Connecting Rods and Bearings
- 0105.1 Valves, Springs, and Guides
- 0105.2 Push Rods, Rocker Arms, Tappets, and Covers
- 0105.3 Camshaft
- 0105.5 Camshaft Drive and Timing Gear Cover
- 0106.1 Oil Pump
- 0106.2 Oil Filter
- 0106.5 Crankcase Ventilator
- 0106.6 Oil Lines, Level Gage, and Oil Pan
- 0108 Exhaust Manifold

02—CLUTCH

- 0201 Disk and Pressure Plate
- 0202 Release and Controls

03—FUEL SYSTEM

- 0301 Carburetor
- 0302.1 Fuel and Vacuum Pump
- 0304.1 Air Cleaner and Connections
- 0304.5 Underwater Vent System
- 0306 Fuel Tank and Lines
- 0309 Fuel Filter
- 0312 Accelerator, Hand Throttle, and Choke Control

04—EXHAUST SYSTEM

- 0401 Muffler and Exhaust Pipe

05—COOLING SYSTEM

- 0501 Radiator
- 0502 Radiator Air Deflectors and Shrouds
- 0503 Water Hoses and Thermostat
- 0504 Water Pump
- 0505 Fan Belts and Pulley

06—ELECTRICAL SYSTEM

- 0601.1 Generator (24-Volt) (Auto-Lite)
- 0601.3 Generator (24-Volt) (Delco-Remy)
- 0602 Generator Regulator (24-Volt)
- 0603 Starter
- 0604.1 Distributor
- 0605 Ignition Coil Wiring and Spark Plugs
- 0607 Instrument Panel
- 0608 Miscellaneous Switches
- 0609.1 Head, Tail, and Marker Lights
- 0609.2 Auxiliary Lights (M170)
- 0610 Sending Units
- 0611 Horn
- 0612 Batteries and Cables
- 0613.1 Chassis Wiring
- 0615 Radio Suppression
- 0617 Trailer Coupling

07—TRANSMISSION

- 0700 Transmission Assembly
- 0701 Case
- 0702.1 Input Shaft, Bearing, and Retainers
- 0702.3 Main Shaft, Gears, Bearings, and Synchronizer
- 0702.5 Countershaft, Idler Shaft, Gears, and Spacer
- 0704 Gear Shift, Lever, Shafts, and Forks

08—TRANSFER

- 0800 Transfer Assembly
- 0801 Case and Covers
- 0802.1 Input Gear
- 0802.3 Countershaft
- 0802.5 Front Axle Output Shaft
- 0802.7 Rear Axle Output Shaft
- 0804 Shifter Shafts, Forks, and Gear Shift Hand Levers

09—PROPELLER SHAFT AND UNIVERSAL JOINTS

- 0900 Propeller Shaft and Universal Joints

10—FRONT AXLE

- 1000 Front Axle Assembly
- 1001 Housing, Cover, and Plugs
- 1002 Differential
- 1004 Steering Knuckles
- 1005.5 Ventilation
- 1006 Shaft and Universal Joints

11—REAR AXLE

- 1100 Rear Axle Assembly
- 1101 Housing, Cover, and Plugs
- 1102 Differential
- 1104.1 Shaft
- 1105.5 Ventilation

12—BRAKES

- 1201 Hand Brake
- 1202 Service Brakes
- 1204.1 Master Cylinder
- 1204.3 Wheel Cylinders
- 1204.5 Lines
- 1206 Pedals and Connections

13—WHEELS, HUBS AND DRUMS

1311 Wheels, Hubs, and Drums
1313 Tires and Tubes

14—CONTROLS

1401 Steering Controls

15—FRAME AND BRACKETS

1501 Frame and Brackets
1503 Pintle and Towing Attachments
1504 Spare Wheel Carrier

16—SPRINGS AND SHOCK ABSORBERS

1601.1 Front Springs
1601.3 Rear Springs
1604.1 Shock Absorbers
1605 Stabilizer Bars (M170)

17—FENDERS AND HOOD

1701 Fenders and Aprons
1703 Hood

18—BODY

1800 Body Assembly
1801 Body Mounting Parts
1803.1 Tailgate
1804 Body Panels, Pillars, and Windshield
1805 Floor Pans and Access Panels
1806 Seats, Crash Pads, Trim, and Upholstery
1808 Stowage and Straps
1812 Special Purpose Body (M170)

20—WINCH AND POWER-TAKE-OFF

2001.1 Winch Assembly and Drum
2001.3 Winch Drive Shaft
2001.5 Winch Controls
2002.1 Power-Take-Off Assembly
2002.5 Power-Take-Off Controls

21—BUMPERS AND GUARDS

2101 Bumpers and Guards

22—MISCELLANEOUS ACCESSORIES

2201 Canvas Items, Bows, and Curtains
2202 Mirrors, Reflectors, and Windshield Wipers
2208.1 Speedometer
2210 Vehicular Data Plates

15. ABBREVIATIONS.

adj adjust (ing), (able)
al aluminum
alloy-S alloy steel
amp ampere(s)
amp-hr ampere hour(s)
anld annealed
approx approximate(ly)
AR Army Regulations
AS American Standard
asb asbestos

assy assembly(ies)
AWG American Wire Gage
b-hd button head
blk-enmld black enameled
blunt-pt blunt point
br brass
brg bearing
bz bronze
cd-pltd cadmium plated
CI cast iron
ck countersunk
cop copper
corr-res-S corrosion resistant steel
cp candle power
cr-pltd chrome plated
cup-pt cup point
DA Department of the Army
dbl double
dbl-tun-fl double tungsten filament
deg degree(s)
dia diameter
dld-hd drilled head
ea each
elec electric(al)
ext-teeth external teeth (lock washer)
fil-hd fillister head
fin finish(ing)
fl-hd flat head
ft foot (feet)
ga gage
gimlet-pt gimlet-point
glvd galvanized
hd head
hdls headless
header-pt header-point
hex hexagon(al)
hex-hd hexagon head
hv heavy
hyd hydraulic
ID inside diameter (dimension)
in inch(es)
incand incandescent
ins insulated, insulating, insulator
int-teeth internal teeth (lock washer)
ld-ctd lead coated
lg long (length)
LH left hand
lht left hand thread
lkg locking
lt light (weight)
M Model
mach machine
med medium
mfr's manufacturer's
MI malleable iron
MIL-STD-CODE Military Standard Code
min minimum, minute(s)
mm millimeter(s)
mtg mounting(s)
NC American National Coarse Thread

NEF American National Extra Fine Thread
 NF American National Fine Thread
 ni-S nickel steel
 No number(s)
 NPT American Standard Taper Pipe Thread
 NPTF American Standard Taper Pipe Thread
 (Dryseal)
 NS American National Special Thread
 OD outside diameter (dimension)
 ORD Ordnance (publication titles)
 oval-hd oval head
 Pam pamphlet
 pan-hd pan head
 phos-ctd phosphate coated
 pl plain
 pltd plated
 psi pounds per square inch
 pt point, pint(s)
 qty quantity
 rad radius, radial
 rd round
 rd-hd round head
 reg regular
 reqd required
 rf radio frequency
 RH right hand
 rht right hand thread
 ru rubber
 rvrs reverse(ible)
 S steel
 SAE Society of Automotive Engineers
 sec section
 s-fin semifinished
 sgle single
 sgle-cond single conductor
 sgle-tun-fil single tungsten filament
 sh-met-thds sheet metal thread(s)
 sh-met sheet metal
 sltd slotted
 SNL Standard Nomenclature List
 socket-hd socket head
 sp special
 spec specification(s)
 sq square
 sq-drive square-drive
 sq-hd square head
 sq-nk square neck
 sq-nut square nut
 sq-socket square socket
 SR single-row
 std standard
 stght straight
 stk stock
 syn-ru synthetic rubber
 T teeth
 taper-pt taper point
 thd thread(ed) (s)
 thk thick(ness)
 TM Technical Manual
 tnd tinned

UNC Unified Coarse Thread
 UNF Unified Fine Thread
 unfin unfinished
 USS United States Standard
 v volt(s)
 w/ with
 w/o without
 wtrprf waterproofed
 x (by, in dimensions only, as 2 x 4)
 zn zinc
 zn-dichromate zinc dichromate
 zn-pltd zinc plated

16. MANUFACTURERS' SYMBOLS. The following symbols, preceding the manufacturers' part numbers, appear in this supply manual.

<i>Symbol</i>	<i>Manufacturer</i>
ABF	Auburn Clutch Co, Div (Dana Corp)
AC	AC Spark Plug Div (General Motors Corp)
ACK	Armstrong Cork Co
AD	Alemite Div (Stewart-Warner Corp)
AL	Electric Auto-Lite Co, The
ANB	Anderson Brass Co
APB	Appliance Mfg Co
BA	Bassick Co, The
B&B	Beck & Beck Div (Borg-Warner Corp)
BOW	Bower Roller Bearing Co
BT	Bingham Stamping Div (The Bingham-Herbrand Corp)
BX	Bendix Products Div (Bendix Aviation Corp)
CA	Columbus Auto Parts Co
CAR	Carter Carburetor Corp
CC	Chrysler Corp
CCS	Chicago Screw Co, The
CM	Chicago Rawhide Mfg Co, The
CP	Champion Spark Plug Co
CPH	Crane Packing Co
CU	Cuno Engineering Corp
DAY	Day Rubber Co, The
DGM	Detroit Gasket & Mfg Co
DM	Douglas Mfg Div (Kingston Products Corp)
DR	Delco-Remy Div (General Motors Corp)
EAT	Eaton Mfg Co
EB	Eberhard Mfg Co, Div (Eastern Malleable Iron Co)
FDP	Firestone Industrial Products Co
FM	Ford Motor Co
FR	Fram Corp
FS	Fasco Industries, Inc
GE	General Electric Co
GL	Guide Lamp Div (General Motors Corp)
GM	General Motors Corp
GPC	Garlock Packing Co, The
HAC	Hall, C M, Lamp Co
HLH	Holland Hitch Co
HY	Hyatt Bearing Div (General Motors Corp)
IHC	International Harvester Co, Inc
IL	Industrial Lamp Corp

<i>Symbol</i>	<i>Manufacturer</i>
IND	Consolidated Productions
KHW	Kelsey-Hayes Wheel Co
MAE	Monroe Auto Equipment Co
MAR	Maremont Automotive Products, Inc
MAT	Mather Spring Co
MDR	McCord Corp
MID	Midland Steel Products Co, The
MNC	McQuay-Norris Mfg Co
MRC	Marlin-Rockwell Corp
MSP	Midland Steel Products
MW	Motor Wheel Corp
N&J	North & Judd Mfg Co
NMP	National Machine Products Co
OKS	Houdaille-Hershey Corp
ONB	Ohio Nut and Bolt Co, The
PC	Packard Electric Div (General Motors Corp)
PEE	Presstite Engineering Co
PG	Pierce Governor Co, Inc, The
PK	Parker-Kalon Corp
PR	Perfect Circle Co, The
RBR	Benjamin Reel Products, Inc
RG	Ross Gear & Tool Co
RWM	Ramsey Winch Mfg Co
RZ	Gear Grinding Machine Co, The
SCI	Scintilla Magneto Div (Bendix Aviation Corp)
SDH	Standard-Thompson Corp
SEPC	Sealed Power Corp
SHA	Shakespeare Products Co
SL	Sheller Mfg Corp
SMA	Smith, A O, Corp

<i>Symbol</i>	<i>Manufacturer</i>
SN	Snap-On Tools Corp
SP	Spicer Mfg Div (Dana Corp)
STN	Stant Mfg Co
SW	Stewart-Warner Corp
SZ	Schwitzer-Cummins Co
TD	Timken Detroit Axle Co
TI	Titeflex, Inc
TIM	Timken Roller Bearing Co, The
TLS	Trostel, Albert & Sons Co
TNP	Tinnerman Products, Inc
TP	Thompson Products, Inc
TRI	Trico Products Corp
TRU	American Chain & Cable Co, The
UC	United Carr Fastener Corp
UCI	Ucinite Co, The
UTS	United Air Cleaner Div (United Specialties Co)
VG	Victor Mfg & Gasket Co
WB	Willard Storage Battery Co
WG	Warner Gear Div (Borg-Warner Corp)
WH	Weatherhead Co, The
WIL	Eaton Mfg Co (Saginaw Div & Valve Div)
WO	Willys-Overland Motors, Inc
ZP	Skinner Purifier Div (Bendix Aviation Corp)

17. SUGGESTIONS AND RECOMMENDATIONS. Notice of discrepancies and recommendations should be forwarded through Command Channels to the Chief of Ordnance, Department of the Army, Washington 25, D. C., ATTENTION: ORDFM-Pub.

NOTES

Explanation of Symbols

H-1 SNL symbols such as H-1, etc., refer to the SNL in which the item is reviewed.

‡ As required.

NPN Suffixed to manufacturer symbol indicates that no part number has been assigned or is available. These items are not available as components due to manufacturing processes involved but are available as an assembly, or they may be available as components but not as an assembly. For these reasons the manufacturer has not assigned a part number.




Figure 1. Truck, Utility: 1/4-ton, 4 x 4, M38A1—left front view, top up




Figure 2. Truck, Ambulance: front line, 1/4-ton, 4 x 4, M170—left front view, top up




Figure 8. Truck, Utility: 1/4-ton, 4 x 4, M58A1—left front view, top down




Figure 4. Truck, Ambulance: front view, $\frac{1}{4}$ -ton, 4 x 4, M170—left front view, top up




Figure 5. Truck, Utility: 1/4-ton, 4 x 4, M38A1—right rear view






Figure 6. Truck, Ambulance. front line, 1/4-ton, 4 x 4, M170—right rear view, top up



KEY	ITEM	PART NO	GROUP
A	BLADE ASSY	7375021	0505
B	HOSE	7697388	0503
C	HOOK	8332071	0100
D	COVER ASSY	8329713	0105
E	MANIFOLD ASSY	8329629	0108
F	HOUSING ASSY	8328312	0103
G	PAN ASSY	7371278	0906
H	PUMP ASSY	7376907	0106
J	PUMP ASSY	8720570	0302
K	CUSHION	8328391	0100
L	BELT	7697614	0505
	ITEM "K" NOT PART OF ASSY	8328393	

RA PD 367170

Figure 01-1. Engine assy (8328393)—left side view



KEY	ITEM	PART NO	GROUP
A	STARTER, ASSY	8328132	0603
B	DISTRIBUTOR, ASSY	7358569	0604
C	UNIT, ASSY	7728854	0610
D	PIPE, ASSY	8332084	0304.5
E	FILTER, ASSY	540501	0106.2
F	GENERATOR, ASSY	8673350	0601.1
G	CUSHION	8328391	0100.2
	ITEM "G" IS NOT PART OF ASSY 8328393		

Figure 01-2. Engine assy (8328393)—right side view

RA-PD 367176


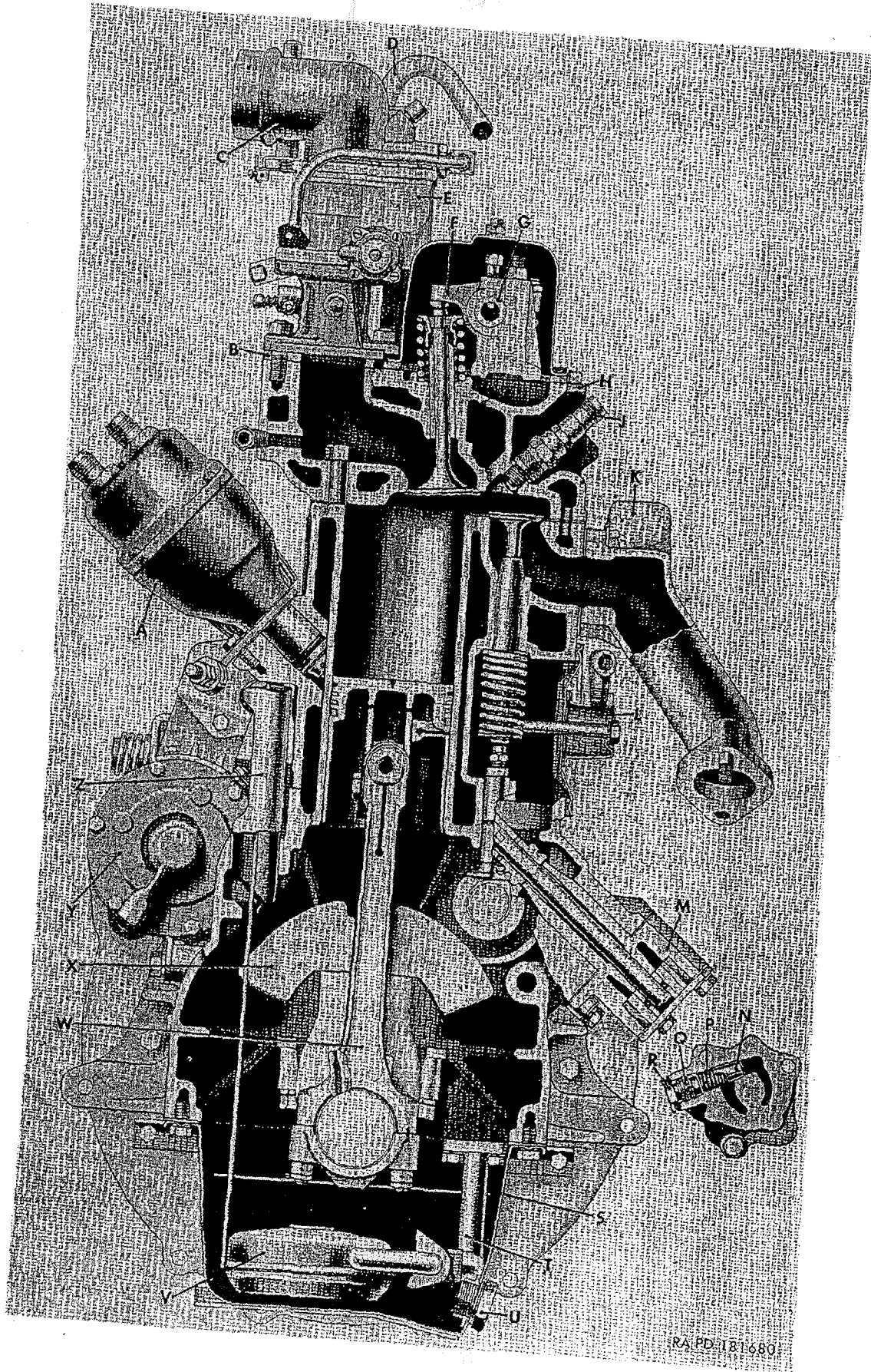


Figure 01-3. Engine assy—longitudinal section

Key	Item	Part No.	Group
A	-BLADE.....	7375021	0505
B	-PUMP, ASSY.....	7372306	0504
C	-THERMOSTAT.....	WO-812050	0503
D	-PISTON.....	7372873	0104.1
E	-COVER.....	8329713	0105.2
F	-HOOK.....	8332071	0100.1
G	-PIPE.....	8332084	0304.5
H	-SPRING.....	8329721	0105.2
J	-PLUG.....	8357724	0605
K	-HEAD, ASSY.....	8328474	0101
L	-GASKET.....	8328463	0101
M	-BLOCK, ASSY.....	8677621	0101
N	-ROD.....	8330073	0105.2
P	-VALVE.....	8329517	0105.1
Q	-SPRING.....	7371235	0105.1
R	-PLATE.....	8328047	0103
S	-CAMSHAFT.....	8329698	0105.3
T	-FLYWHEEL, ASSY.....	WO-804314	0103
U	-CRANKSHAFT.....	8673476	0102.1
V	-STRAINER, ASSY.....	7036578	0106.6
W	-ROD, ASSY.....	7743751	0104.2
X	-PLATE.....	7372578	0105.5
Y	-SHIELD.....	7371376	0102.1
Z	-PULLEY.....	7372558	0102.1
AA	-COVER.....	7372576	0105.5

Figure 01-3. Engine assy—longitudinal section—legend



RA PD 181680

Figure 01-4. Engine assy—end sectional view

<i>Key</i>	<i>Item</i>	<i>Part No.</i>	<i>Group</i>
A	-DISTRIBUTOR, ASSY.....	7358569	0604.1
B	-GASKET.....	8328463	0101
C	-PIPE.....	8332084	0304.5
D	-HOOK.....	8332071	0100.1
E	-CARBURETOR, ASSY.....	8329774	0301
F	-ARM, ASSY.....	8329710	0105.2
G	-SHAFT, ASSY.....	8329720	0105.2
H	-HEAD, ASSY.....	8328474	0101
J	-PLUG.....	8357724	0605
K	-MANIFOLD, ASSY.....	8329699	0108
L	-VENTILATOR, ASSY.....	7371286	0106.5
M	-PUMP, ASSY.....	7376907	0106.1
N	-VALVE.....	7371275	0106.1
P	-SPRING.....	8331246	0106.1
Q	-SHIM.....	7371268	0106.1
R	-RETAINER.....	7371271	0106.1
S	-PAN, ASSY.....	7371278	0106.6
T	-SUPPORT.....	7371264	0106.6
U	-PLUG.....	7351892	0106.6
V	-STRAINER, ASSY.....	7036578	0106.6
W	-ROD, ASSY.....	7743751	0104.2
X	-CRANKSHAFT.....	8673476	0102.1
Y	-STARTER, ASSY.....	8328132	0603
Z	-PIPE, ASSY.....	8329683	0106.5

Figure 01-4. Engine assy—end sectional view—legend

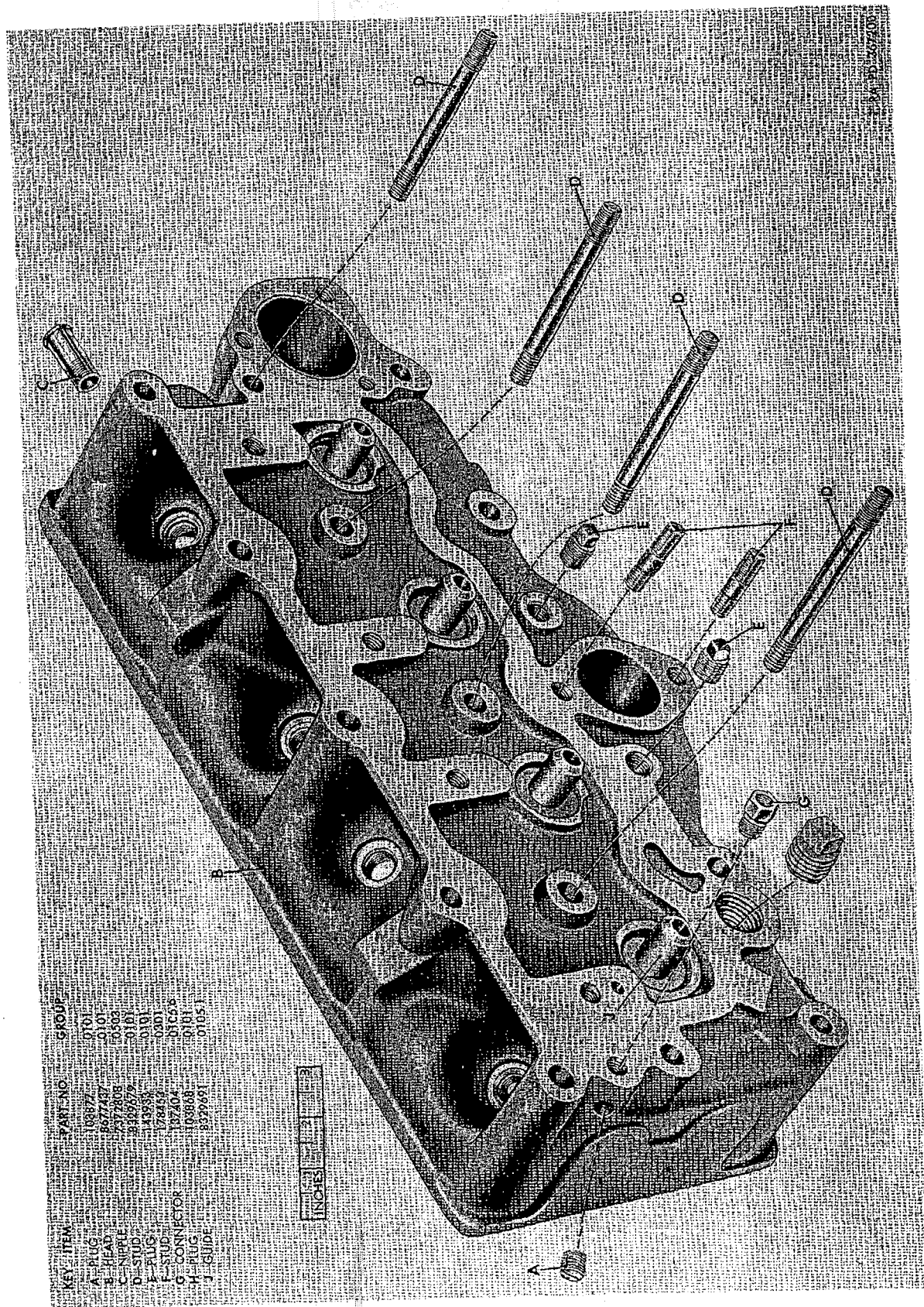
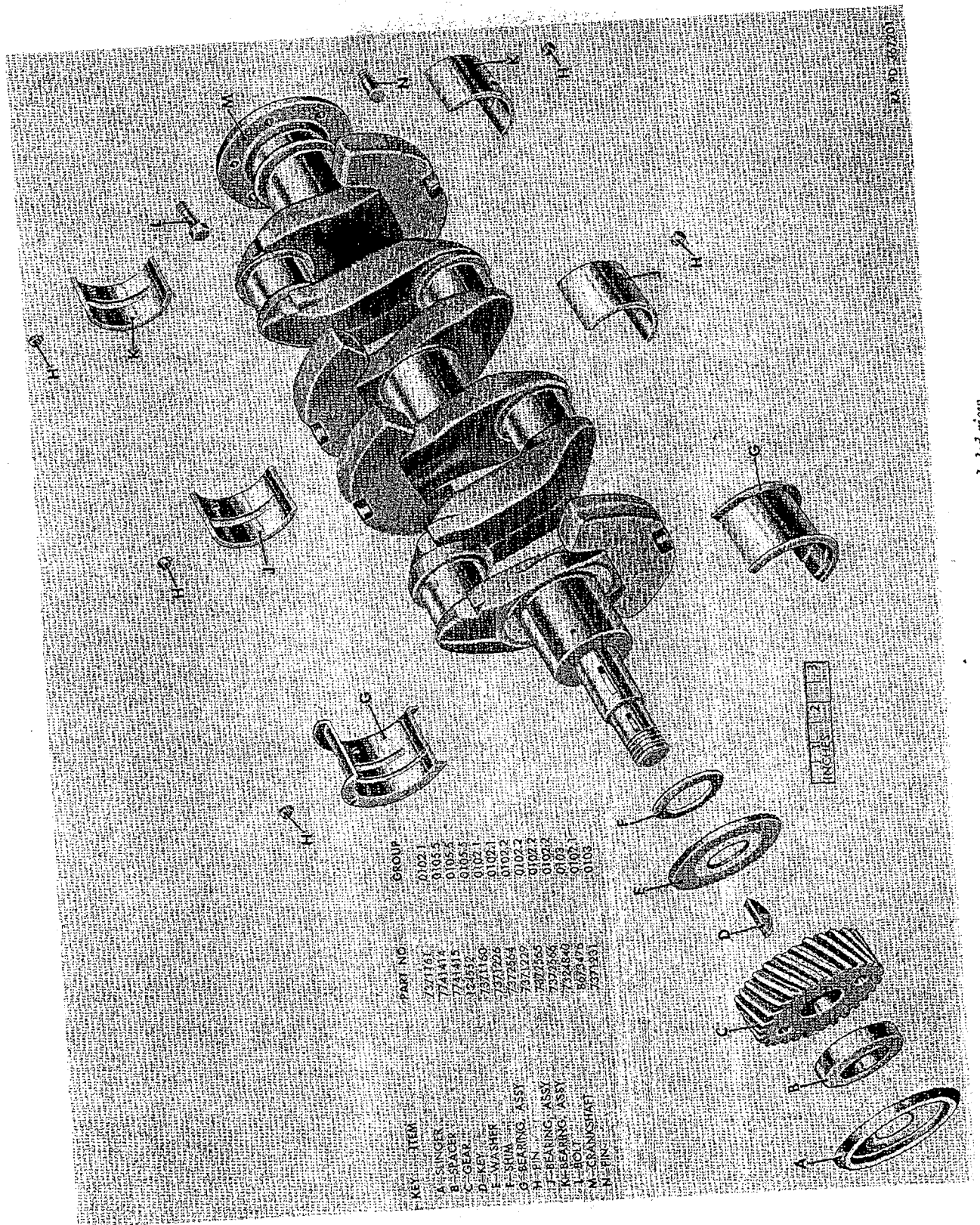


Figure 01-5. Cylinder head, assy (8828474)—exploded view



KEY ITEM	PART NO.	GROUP
A - SLINGER	7271161	01021
B - SPACER	77A1A14	01025
C - GEAR	77A1A15	01025
D - KEY	724857	01021
E - WASHER	7331160	01021
F - SHIM	7371226	01022
G - BEARING, ASSY	7273664	01022
H - PIN	7272565	01022
J - BEARING, ASSY	7322666	01022
K - BEARING, ASSY	7324840	0103
L - BOLT	8673478	01021
M - CRANKSHAFT	7371931	0103
N - PIN		

Figure 01-6. Crankshaft and bearings—exploded view




Figure 01-7. Cylinder block, flywheel housing and gear cover—exploded view

Key	Item	Part No.	Group
A	-NUT.....	7697864	0102.1
B	-KEY.....	124549	0102.1
C	-PULLEY.....	7872558	0102.1
D	-COVER.....	7872576	0105.5
E	-NUT.....	271198	{ 0103 0105.5
F	-SEAL.....	7875028	0102.1
G	-SLINGER.....	7871161	0102.1
H	-FITTING.....	7872557	0106.6
J	-GASKET.....	7871159	0105.5
K	-PLATE.....	7872578	0105.5
L	-BOLT.....	423569	0105.5
M	-SCREW.....	123520	0105.5
N	-SCREW.....	120647	0105.5
P	-NUT.....	271187	0100.2
Q	-GASKET.....	7741427	0105.5
R	-BLOCK.....	8677621	0101
S	-CUSHION.....	8328391	0100.2
T	-GASKET.....	8328049	0103
U	-PLATE.....	8328047	0103
V	-WASHER.....	A226060	0103
W	-SCREW.....	121661	0103
X	-GASKET.....	8328048	0103
Y	-HOUSING, ASSY.....	8328312	0103
Z	-SCREW.....	124128	0103
AA	-GASKET.....	8328313	0103
BB	-COVER.....	8328310	0103
CC	-BOLT.....	9409106	0103
DD	-SCREW.....	120640	0103
EE	-BOLT.....	8328311	0103
FF	-PLUG.....	109865	0103

Figure 01-7. Cylinder block, flywheel housing and gear cover—Legend

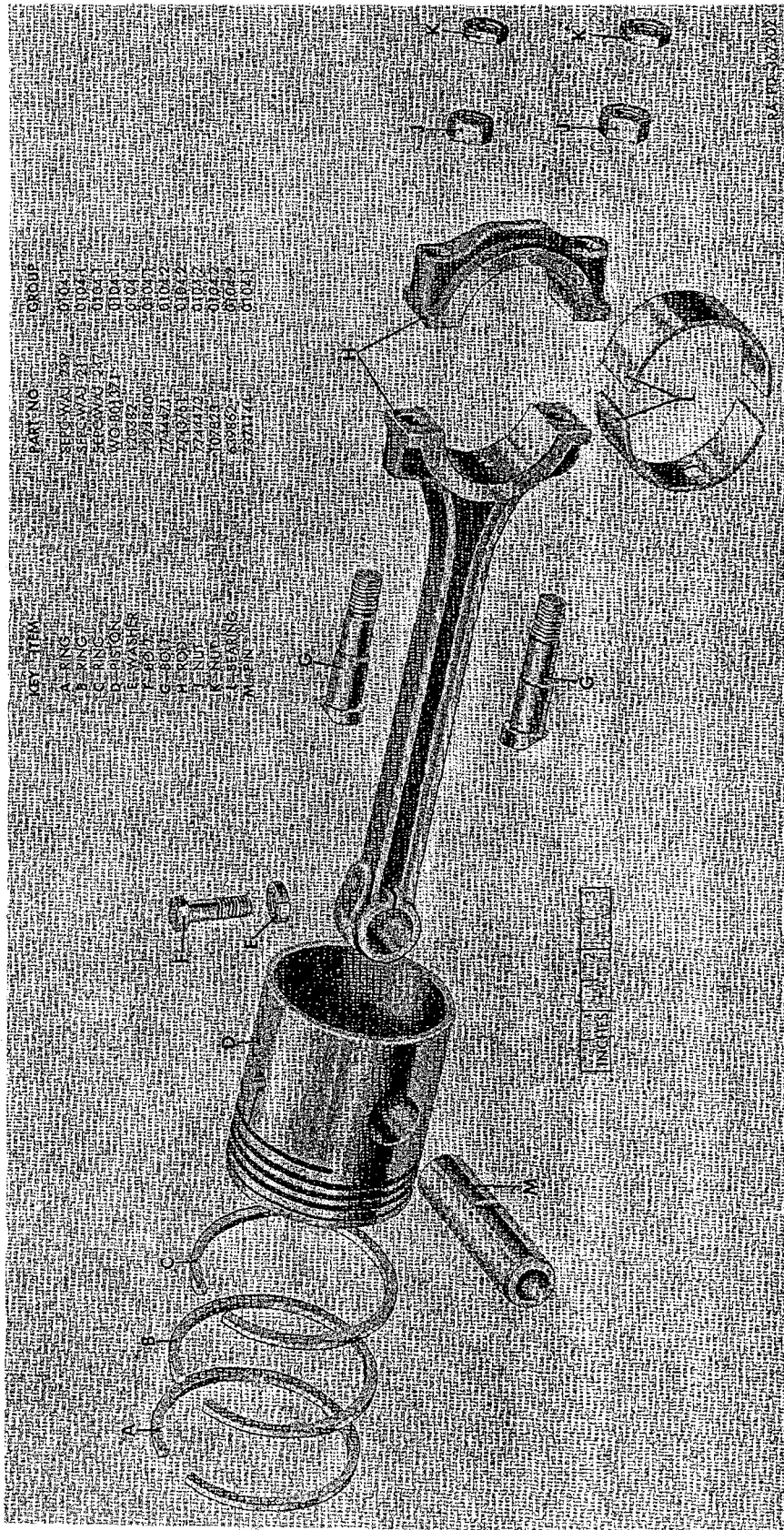


Figure 01-8. Piston and connecting rod—exploded view

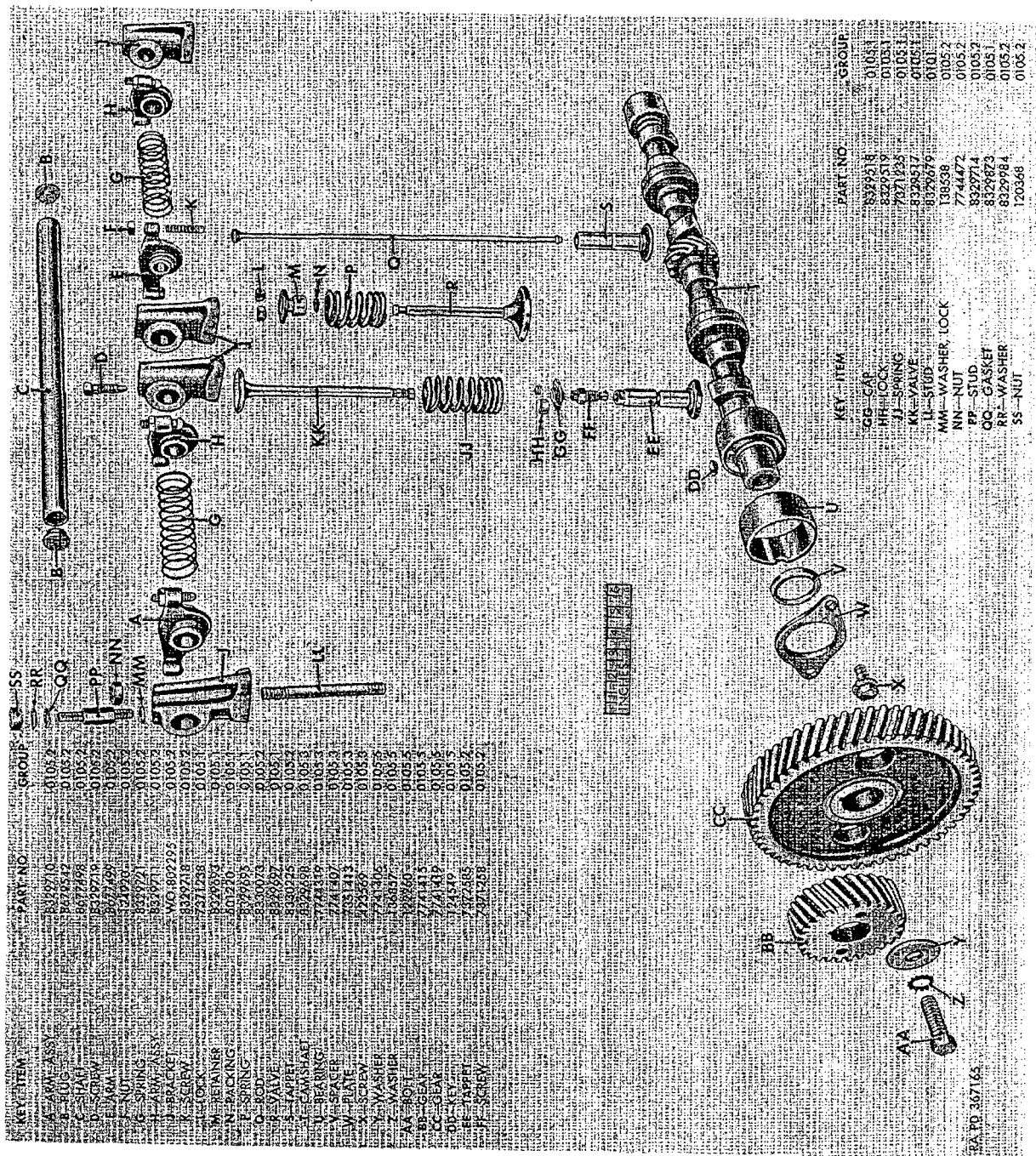
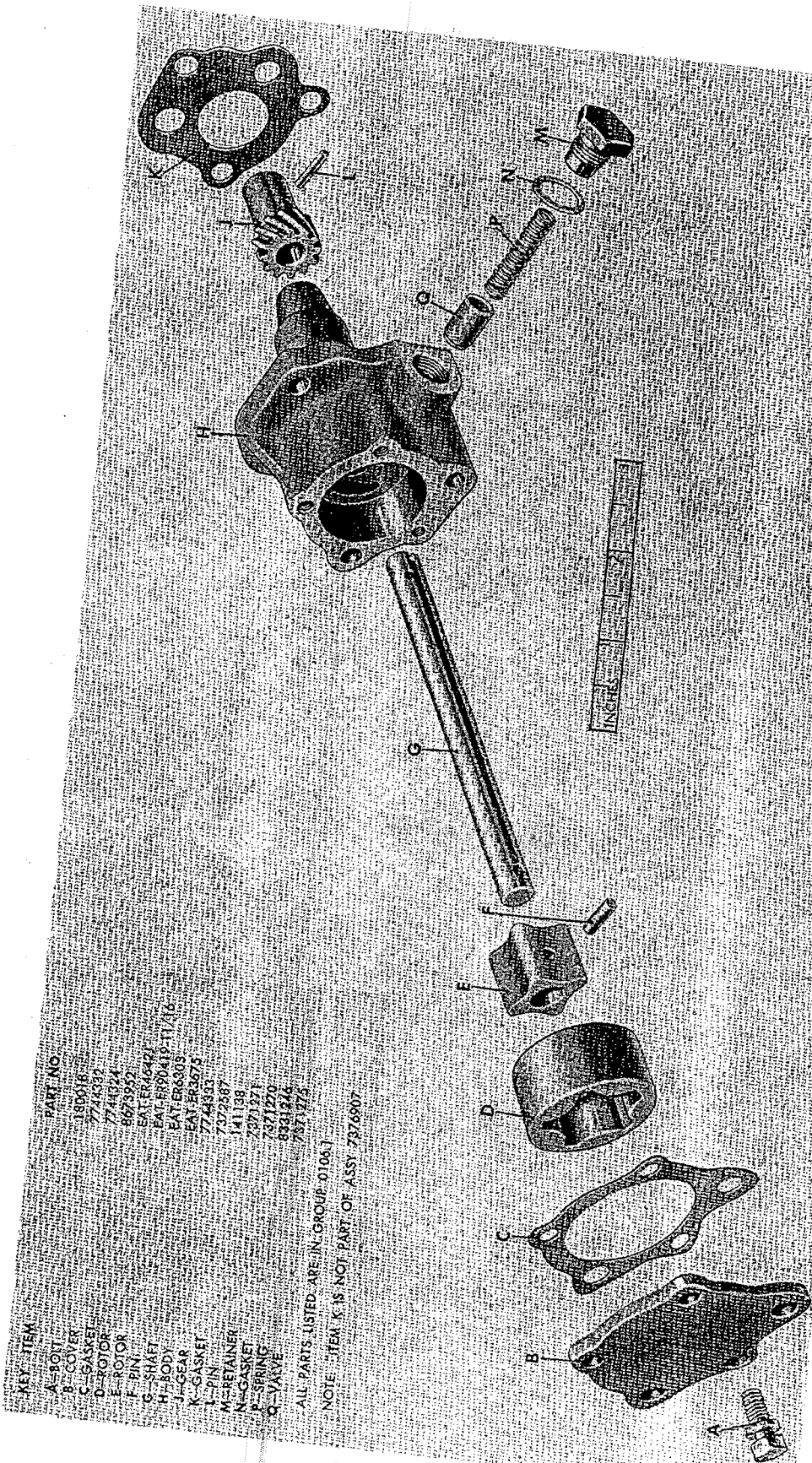


Figure 01-9. Camshaft, timing gears and valves—exploded view



KEY ITEM	PART NO.
A-BOLT	180016
B-COVER	774432
C-GASKET	774434
D-ROTOR	867352
E-PIN	EAT ER4542
F-SHAFT	EAT ER90413-11/16
G-BODY	EAT ER6803
H-GEAR	EAT ER3675
K-GASKET	774433
L-PIN	737287
M-RETAINER	141138
N-GASKET	737127
P-SPRING	737120
Q-VALVE	831446
	737175

ALL PARTS LISTED ARE IN GROUP 01061
 NOTE ITEM K IS NOT PART OF ASSY 7376907

Figure 01-10. Oil pump, assy (7376907)—exploded view

9-55-36204

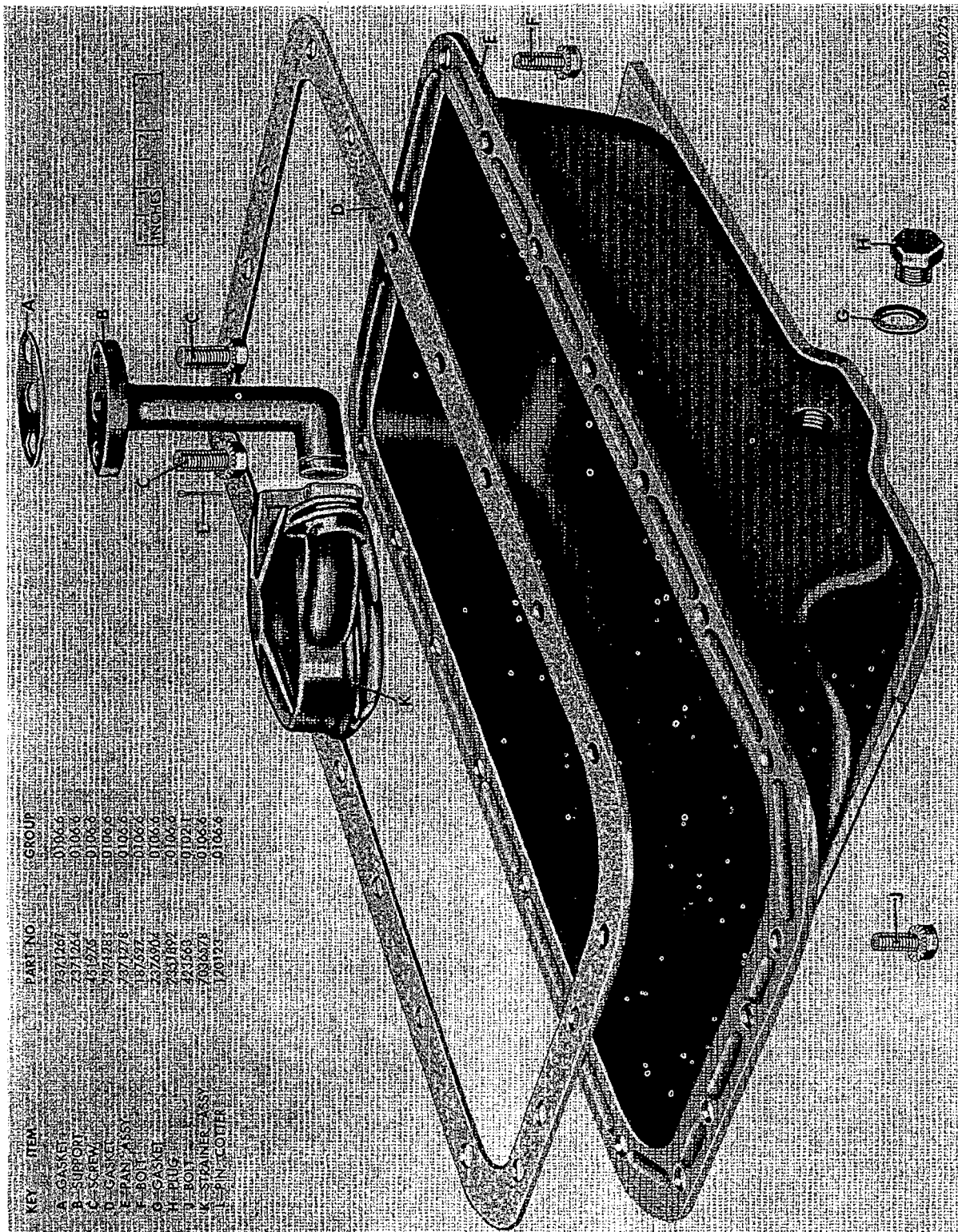



Figure 01-11. Oil pan—exploded view



RA PD 367239

KEY ITEM	PART NO.
A - SCREW	138179
B - WASHER	116170
C - CLAMP	FR-102153
D - BODY	FR-231072
E - GROMMET	FR-105918
F - ELEMENT	540462
G - SPRING	A888282
H - GASKET	7099234
J - COVER	7699093
K - GASKET	5808281
L - SCREW	5808780
M - NUT	120399

NOTE: ALL PARTS LISTED ARE IN GROUP 01062

Figure 01-12. Oil filter, assy (540501) (Frame)—exploded view




Figure 01-13. Oil filter, assy (7375060) (Cuno)—exploded view




Figure 01-14. Exhaust manifold—exploded view

H6	010-3877	H006-0283956		103877		1	ea	PLUG, PIPE, sq-hd, S, 1/8 in. (flywheel housing) (optional w/PLUG 103866)
			WO-809304			1	ea	POINTER, timing indicator (use after engines serial No. 49868)
			WO-805767	8328483		1	ea	REINFORCEMENT, engine plate, rear, left
			WO-805768	8328484		1	ea	REINFORCEMENT, engine plate, rear, right
20-4				103260		1	ea	STUD, S, 3/16-12NC-2 (7/8) x 3/16-18NF-2 (7/8) x 2 1/2 (plug, flywheel housing) (used to attach HANGER 7411681 listed in subgroup 2001.3 when which is used)
				8328125		1	ea	SUPPORT, rear, cylinder block to rear engine plate
				122007		2	ea	SCREW, cap, hex-hd, S, cd- or zn-pltd, 3/16-18NC-3 x 3/4
				172427		4	ea	SCREW, TAPPING, hex-hd, fluted, taper-pt, S, cd- or zn-pltd, 1/4-20NC-2 x 1/2
								0104.1 - PISTONS AND PISTON RINGS
01-8			WO-632157	7324840		4	ea	BOLT, hex-hd, S, 3/8-24NF-2 x 1 1/2 (locking, piston pin)
01-8				120382		4	ea	WASHER, lock, med, S, cd- or zn-pltd, 3/8 in.
			SEPC-WAJ291	8677030		4	ea	EXPANDER, piston compression ring (intermediate) (for normal and extreme oil consumption std and 0.020 oversize ring) (superseded by RING PR-B1061C)
			MNC-R1788C					
			WO-116108					
			SEPC-WAJ292			4	ea	EXPANDER, piston compression ring (top) (for normal and extreme oil consumption 0.030 and 0.040 oversize ring) (superseded by RING PR-B1062C and PR-24929)
			WO-116613					
			PR-081E12A			4	ea	EXPANDER, piston oil regulating ring (bottom) (normal and extreme oil consumption)
			MNC-R5792					
			WO-806146					
			SEPC-WAJ294	8677031		4	ea	EXPANDER, piston oil regulating ring (bottom) (for normal and extreme oil consumption std ring)
			MNC-R1787D					
			WO-116109					
			SEPC-WAJ304			4	ea	EXPANDER, piston oil regulating ring (bottom) (for normal and extreme oil consumption 0.020, 0.030, and 0.040 oversize ring)
			WO-801492					
			SEPC-WAJ296			4	ea	EXPANDER, piston oil regulating ring (bottom) (for normal and extreme oil consumption 0.020, 0.030, and 0.040 oversize ring)
			WO-801493					
				7371144		4	ea	PIN, piston
			WO-636961					standard
			WO-116003	7371145				0.003 oversize
			WO-801476	7372873		4	ea	PISTON, w/PIN, assy
			WO-801538	7372874				standard
			WO-801539	7372875				0.020 oversize
			WO-801540	7372876				0.030 oversize
								0.040 oversize
01-8	5305-360-4545	G503-7371144		7371144		4	ea	
	2805-737-1145	G503-7371145		7371145				
	2805-737-2873	G740-7372873		7372873		4	ea	
	2805-737-2874	G740-7372874		7372874				
	2805-737-2875	G740-7372875		7372875				
	2805-737-2876	G740-7372876		7372876				

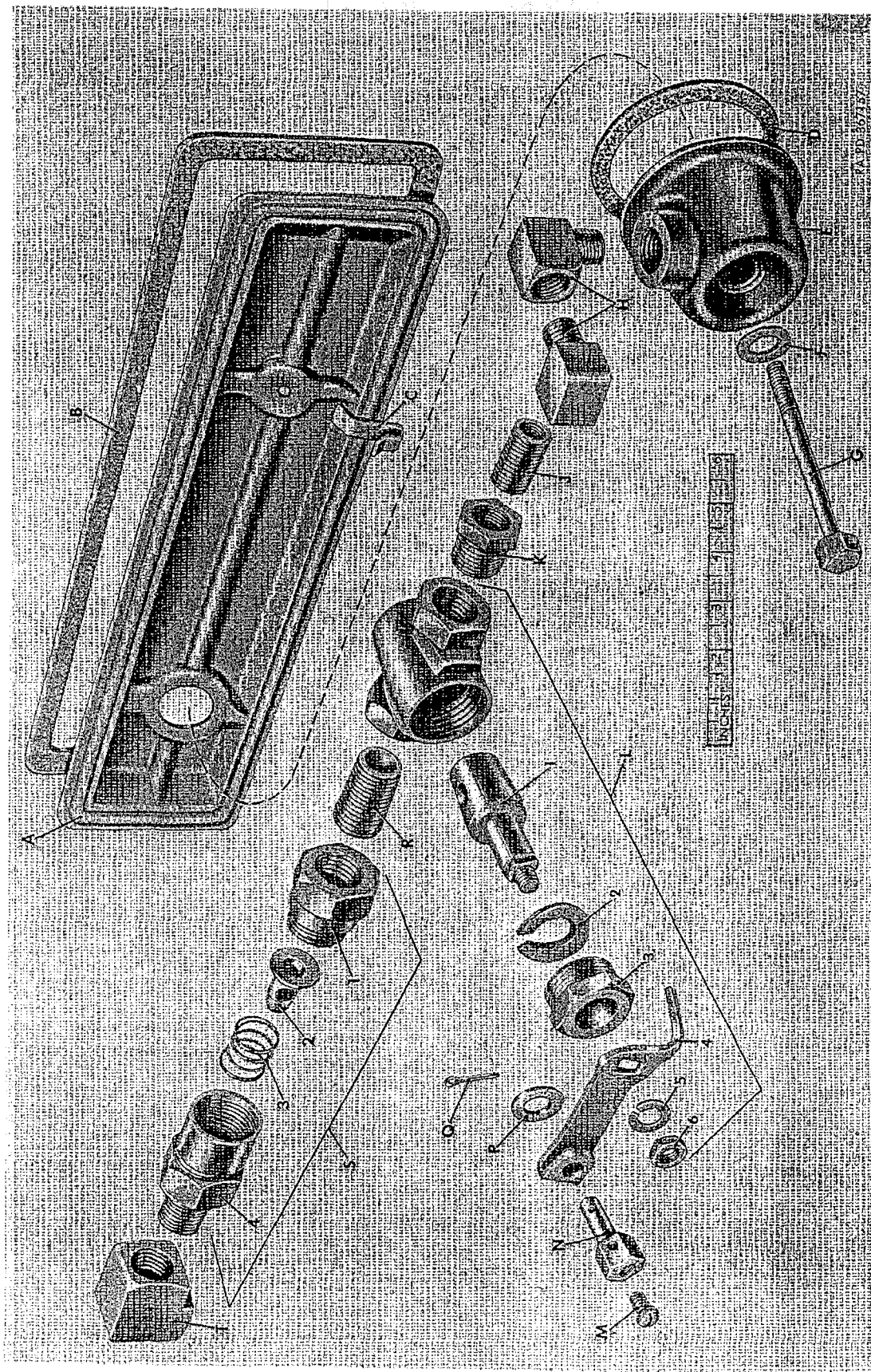


Figure 01-16. Lower vent system—exploded view



Key	Item	Part No.	Group
A	-COVER.....	7871287	0105.1
B	-GASKET.....	FM-GPW6521	0105.1
C	-CLIP.....	WO-807709	0105.1
D	-GASKET.....	7871272	0106.5
E	-VENTILATOR.....	7871286	0106.5
F	-GASKET.....	8329873	0105.1
G	-SCREW.....	7741420	0105.1
H	-ELBOW.....	WO-809656	0106.5
J	-NIPPLE.....	192032	0304.5
K	-BUSHING.....	144035	0304.5
L	-VALVE.....	7372752	0304.5
	1-SEAT.....	NPN	
	2-WASHER.....	NPN	
	3-NUT.....	NPN	
	4-LEVER.....	ANB-8X3	0304.5
	5-WASHER.....	ANB-2X62	0304.5
	6-NUT.....	ANB-3X11	0304.5
M	-SCREW.....	132684	0304.5
N	-PIN.....	7372554	0304.5
P	-WASHER.....	120391	0304.5
Q	-PIN.....	119981	0304.5
R	-NIPPLE.....	192050	0304.5
S	-VALVE.....	5336400	0304.5
	1-RETAINER.....	B246309	0304.5
	2-VALVE.....	A291788	0304.5
	3-SPRING.....	E291787	0304.5
	4-BODY.....	AC-1548013	0304.5
T	-ELBOW.....	8329637	0304.5

Figure 01-16. Lower vent system—legend.

0100.1

(1) ILLUSTRATION NO.	(2) REFERENCE SYMBOLS	(3) FEDERAL STOCK NO.	(4) ORDNANCE STOCK NO.	(5) MFR'S PART NO.	(6) ORDNANCE PART NO.	(7) DESCRIPTION	(8) QUANTITY INCORPORATED IN UNIT	(9) UNIT OF ISSUE												
01-1, 3, 4			G758-8828896 G758-8832071	WO-804766 WO-808476 WO-808666	8828896 8832071	GROUP 01—ENGINE 0100.1—POWER PLANT ASSEMBLY HOOK, engine lifting (superseded by HOOK 8832071) HOOK, engine lifting (supersedes HOOK 8828896) POWER PLANT, assy (ready to operate) (includes fuel PUMP, CARBURETOR, DISTRIBUTOR, spark PLUGS, oil PUMP, oil FILTER, water PUMP, THERMOSTAT, FAN, fan BELTS, CLUTCH, FLYWHEEL, flywheel HOUSING, GENERATOR, STARTER, TRANSMISSION, and TRANSFER)	1	ea												
							1	ea												
							1	ea												
							0100.2—ENGINE ASSEMBLY													
							01-1, 2, 7	H1	2805-737-2544	G740-7872544 H101-9409110	WO-800809	7872544 9409110	BRACKET, mounting, rear. BOLT, assembled washer, hex-hd, split lock washer, S, cd- or zn-pltd, $\frac{3}{8}$ -16UNC-2A x $\frac{3}{4}$	1	ea					
														4	ea					
														010-4097	G740-7872545 H001-0924218	WO-649707	7872545 104097	BRACKET, stay cable, rear. RIVET, b-hd, solid, S, $\frac{3}{16}$ x $\frac{3}{4}$	1	ea
																			1	ea
														012-0213	G740-8828043 H101-0271193	WO-804488	8828043 271193	CABLE, stay (between engine and transmission). NUT, hex, lt, ext-teeth lock washer, S, cd- or zn-pltd, $\frac{3}{8}$ -24NF-2B	1	ea
																			2	ea
01-1, 2, 7	H1	012-0213	G758-8828391 H001-5419841	WO-805522	8328391 120213	CUSHION, front mounting support, assy. BOLT, MACHINE, cap, hex-hd, S, cd- or zn-pltd, $\frac{1}{16}$ -24UNF-2A x $\frac{1}{2}$								2	ea					
														4	ea					
01-7	H1	5310-012-0393	H101-0442832 H001-7043711 H001-7124911		271187 442832 120393 178532	NUT, hex, lt, ext-teeth lock washer, S, cd- or zn-pltd, $\frac{1}{16}$ -24NF-2A x $\frac{1}{2}$ NUT, safety ("Huglock" lt, thk), S, cd- or zn-pltd, $\frac{1}{8}$ -20UNF-2B WASHER, FLAT, S, cd- or zn-pltd, $\frac{1}{2}$ ID, $\frac{1}{16}$ OD, 0.065 thk WASHER, LOCK, int-ext-teeth, S, cd- or zn-pltd, $\frac{3}{8}$ x 0.900 OD								4	ea					
														2	ea					
							3	ea												
							1	ea												
							01-7	H1	2805-737-2551	G740-7872551 H101-0271193	WO-801063	7372551 271193	CUSHION, rear mounting support. NUT, hex, lt, ext-teeth-lock washer, S, cd- or zn-pltd, $\frac{3}{8}$ -24NF-2B	1	ea					
														2	ea					
							01-7	H1	5810-012-0394	H001-7043741		442828 120394	NUT, lock, hex, S, cd- or zn-pltd, $\frac{3}{8}$ -24NF-2 WASHER, FLAT, S, cd- or zn-pltd, $\frac{1}{8}$ ID, $\frac{1}{16}$ OD, 0.065 thk	2	ea					
														2	ea					
01-7	H1	5810-012-0388	H001-7045591		120388	WASHER, FLAT, S, cd- or zn-pltd, $\frac{1}{8}$ ID, 1 OD, 0.083 thk	2	ea												

01-1, 2			G758-8328398	WO-806879	8328398	ENGINE, w/FLYWHEEL and flywheel HOUSING, less CLUTCH, assy	1	ea
				WO-806878	8328393	ENGINE, w/ACCESSORIES, assy (includes fuel PUMP, CARBURETOR, DISTRIBUTOR, spark PLUGS, oil PUMP, oil FILTER, water PUMP, THERMOSTAT, FAN, fan BELTS, CLUTCH, FLY-WHEEL, flywheel HOUSING, GENERATOR, and STARTER)	1	ea
				WO-806876		ENGINE, w/ACCESSORIES, assy (same as ENGINE 8328398, w/o CLUTCH and flywheel HOUSING)	1	ea
				WO-806279	8677623	0101 - CYLINDER BLOCK AND HEAD		
				WO-806877		BLOCK, cylinder	1	ea
				WO-806281	8677621	BLOCK, cylinder, assy (short)	1	ea
				WO-806280	8677622	BLOCK, cylinder, w/BEARINGS, assy	1	ea
					103647	BLOCK, cylinder, w/crankshaft bearing CAPS, PLUGS, and valve GUIDES, assy	1	ea
					8328463	COCK, drain, tee-handle, br, 1/4 in. male pipe end (type C)	1	ea
				VG-1057		GASKET, cylinder head	1	ea
				WO-807036				
				WO-807005	8677487	HEAD, cylinder	1	ea
				WO-801000	8329676	BOLT, hex-hd, 1/16-14NC-3 x 1 1/16	1	ea
				WO-805730	8329677	SCREW, 1/16-14NC-3 x 4 1/4	12	ea
				WO-806206	8329678	SCREW, hex-hd, 1/16-14NC-3 x 4 5/8 (at engine lift hook)	2	ea
				WO-669118	8329680	WASHER, FLAT, S, cd- or zn-pltd, 1 5/8 ID, 1 OD, 1/8 thk (superseded by WASHER 103842)	11	ea
					103342	WASHER, FLAT, S, fin, 1 5/8 ID, 1 5/8 OD, 1/8 thk (supersedes WASHER 8329680)	11	ea
				WO-806266	8328474	HEAD, cylinder, w/CONNECTOR, GUIDES, NIPPLE, PLUGS, and STUDS, assy	1	ea
				WO-806288	8673354	HEAD, cylinder, w/THERMOSTAT, HOUSING, water temperature sending UNIT, assy	1	ea
				WO-907878		PLUG, expansion, S, 1 1/4 in. dia (cylinder block, RH side)	2	ea
				WO-805472	8329675	PLUG, pipe, dld-sq-hd, S, 1/8-27NPT (superseded by PLUG 117243) (main oil gallery)	1	ea
					143933	PLUG, PIPE, sq-hd, CI, cd- or zn-pltd, 1/4 in. (plug holes in cylinder head for primer fittings)	2	ea
					103865	PLUG, PIPE, sq-hd, CI, 1/2 in. (oil filter hole)	2	ea
					103868	PLUG, PIPE, sq-hd, CI, 1/2 in. (optional w/PLUG 103880) (heat indicator hole in cylinder head)	1	ea
					117243	PLUG, pipe, sq-hd, S, cd- or zn-pltd, 1/2 in. (supersedes PLUG 8329675) (main oil gallery)	1	ea
					103877	PLUG, pipe, sq-hd, S, 1/2 in. (main oil gallery)	1	ea

0101

(1) ILLUSTRATION NO.	(2) REFER- ENCE SYMBOLS	(3) FEDERAL STOCK NO.	(4) ORDNANCE STOCK NO.	(5) MFR'S PART NO.	(6) ORDNANCE PART NO.	(7) DESCRIPTION	(8) QUANTITY INCOR- PORATED IN UNIT	(9) UNIT OF ISSUE
						GROUP 01 - ENGINE - Continued		
	H6	010-3880	H106-0103880		103880	0101 - CYLINDER BLOCK AND HEAD - Continued	1	ea
	H6	011-3185	H006-0283755		113185	PLUG, PIPE, sq-hd, S, 1/2 in. (optional w/PLUG 103868) (heat indicator hole in cylinder head)	2	ea
01-5, 9			G758-8329679	WO-649708	8329679	PLUG, PIPE, sq-socket, hdls, MI, 3/8 in. (main oil gallery)	4	ea
	H1		H101-0103151		103151	STUD, rocker arm shaft support (part of HEAD assy 8328474)	2	ea
						0102.1 - CRANKSHAFT		
01-3, 4, 6			G716-8673476	WO-646316	8673476	CRANKSHAFT, w/COUNTERWEIGHT	1	ea
		2805-774-4473	G503-7744473	WO-647078	7744473	CRANKSHAFT, w/flywheel BOLT, NUT, and WASH- ER, assy	1	ea
01-3, 7		2805-737-2558	G740-7372558	WO-649722	7372558	PULLEY, drive, fan and generator (double V)	1	ea
01-7	H1	012-4549	H001-0518022		124549	KEY, Woodruff, alloy-S, 3/8 x 3/4 (No. 606 or 9)	1	ea
01-7		5310-769-7864	G503-7697864	WO-638513	7697864	NUT, hex, S, 1 1/2	1	ea
		2805-774-4469	G503-7744469	WO-643839	7744469	SEAL, oil, front, 1 1/2 in. (superseded by SEAL 7375028)	1	ea
01-7		2805-737-5028	G740-7375028	CM-15485A VG-49575 WO-647468	7375028	SEAL, oil, front, 1 1/2 in. (supersedes SEAL, 7744469)	1	ea
		2805-737-2560	G740-7372560	VG-49650 WO-800093	7372560	SEAL, oil, rear, upper and lower	2	ea
01-3		2855-360-8062	G503-7371376	WO A1124	7371376	SHIELD, pulley	1	ea
01 11	H1	042-3563	H101-0423563		423563	BOLT, INTEGRAL LOCK WASHER, hex-hd, S, cd- or zn-pltd, 3/8-18NC-2 x 1 1/2	6	ea
01-6		2805-360-7886	G503-7371226	WO-630262	7371226	SHIM, adjusting, 0.002 in. thk (drive gear)	†	ea
01-6, 7		2980-737-2559	G740-7372559	WO-375877	7371161	SLINGER, oil	1	ea
		5310-360-8064	G503-7743818	WO-649849	7372559	SPACER, fan pulley shield	6	ea
				WO-A6701	7743818	WASHER, cloth, 1/4 ID, 3/8 OD, 0.005 thk (fan pulley shield spacer)	6	ea
01-6		5310-360-7888	G503-7371160	WO-634796	7371160	WASHER, thrust, S, 1.251 ID, 3 1/2 OD, 0.153 thk (drive gear)	1	ea

36

0102.2 - MAIN BEARINGS

01-6	2805-354-3789	G740-7372565	WO-645161	7372565	BEARING, half, center standard	2	ea
	2805-737-2568	G740-7372568	WO-645164	7372568	0.010 undersize		
	2805-495-9607	G740-7372571	WO-645167	7372571	0.020 undersize		
	2805-495-9610	G740-7372574	WO-645170	7372574	0.030 undersize		
01-6	2805-737-2567	G740-7372564	WO-645160	7372564	BEARING, half, front standard	2	ea
	2805-737-2567	G740-7372567	WO-645163	7372567	0.010 undersize		
	2805-737-2567	G740-7372570	WO-645166	7372570	0.020 undersize		
	2805-737-2567	G740-7372573	WO-645169	7372573	0.030 undersize		
01-6	2805-354-3490	G740-7372566	WO-645162	7372566	BEARING, half, rear standard	2	ea
	2805-495-9608	G740-7372569	WO-645165	7372569	0.010 undersize		
	2805-495-9611	G740-7372572	WO-645168	7372572	0.020 undersize		
	3120-423-3071	G740-7372575	WO-645171	7372575	0.030 undersize		
		G503-7371493	WO-A6798	7371493	BEARING SET, standard	1	ea
					Composed of:		
					1 BEARING		
					1 BEARING		
					1 BEARING		
	2805-360-7870	G503-7521218	WO-A6746	7521218	BEARING SET, 0.010 undersize	1	ea
					Composed of:		
					1 BEARING		
					1 BEARING		
					1 BEARING		
	2805-737-1508	G503-7371503	WO-A6747	7371503	BEARING SET, 0.020 undersize	1	ea
					Composed of:		
					1 BEARING		
					1 BEARING		
					1 BEARING		
	3120-360-7879	G503-7371504	WO-A6748	7371504	BEARING SET, 0.030 undersize	1	ea
					Composed of:		
					1 BEARING		
					1 BEARING		
					1 BEARING		
	5305-360-4509	G503-7371227	WO-630288	7372573	CAP, bearing, center	1	ea
	5310-012-0384	H001-7025801	WO-630285	7372574	CAP, bearing, front	1	ea
	5330-360-7882	G503-7371281	WO-637236	7371227	CAP, bearing, rear	1	ea
	5305-360-7880	G503-7371229	WO-381519	120384	SCREW, cap, hex-hd, 1/2-13NC-2 x 3/8	6	ea
					WASHER, LOCK, med, S, cd- or zn-pltd, 1/2 in.	6	ea
					PACKING, rear bearing cap	2	ea
					PIN, dowel, bearing	5	ea

(1) ILLUSTRATION NO.	(2) REFERENCE SYMBOLS	(3) FEDERAL STOCK NO.	(4) ORDNANCE STOCK NO.	(5) MFR'S PART NO.	(6) ORDNANCE PART NO.	(7) DESCRIPTION	(8) QUANTITY INCORPORATED IN UNIT	(9) UNIT OF ISSUE
GROUP 01—ENGINE—Continued								
0103—FLYWHEEL AND RING GEAR								
	H1		H101-0571263		571263	BEARING, bushing-type, clutch pilot (see subgroup 0201)	4	ea
01-7			G740-8328310	WO-804417	8328310	BOLT, MACHINE, cap, socket-hd, alloy-S, cd- or zn-pltd, ¼-20NC-3 x ½ (seal support to rear engine plate)	1	ea
01-7	H1		H101-9409106		9409106	COVER, inspection, clutch linkage (flywheel housing)	6	ea
				WO-A1441	8677008	BOLT, MACHINE, hex-hd, split lock washer, S, cd- or zn-pltd, ¼-20UNC-2A x ½	1	ea
01-3				WO-804314		FLYWHEEL	1	ea
				WO-805454	8328045	FLYWHEEL, w/ring gear, assy	1	ea
01-6			G740-8328045	WO-692157	7924840	BOLT, hex-hd, S, ¾-24NF-2 x 1½	4	ea
			G508-7324840	WO-909393		NUT, hex, S, ¾-24NF, spec	6	ea
01-6		5305-495-9562	G503-7371231	WO-632156	7371231	PIN, dowel, tapered, engine flywheel to crankshaft	2	ea
01-7	H1		H001-7017681	WO-804377	193489	WASHER, lock, ext-teeth, S, cd- or zn-pltd, ¾ in.	6	ea
01-7			G740-8328048	ACK-PD3100	8328048	GASKET, bell housing to rear engine plate	1	ea
01-7			G740-8328318	WO-804418	8328313	GASKET, clutch linkage inspection cover (flywheel housing)	1	ea
01-7			G740-8328049	WO-804379	8328049	GASKET, cylinder block to rear engine plate	1	ea
01-7			G758-8330239	VG-2003	8330239	GASKET, seal support to rear engine plate (¼ in.)	4	ea
				WO-807762		GEAR, ring, flywheel	1	ea
				WO-802925	8328046	HOUSING, flywheel	1	ea
				WO-804306		HOUSING, flywheel	1	ea
01-1, 7			G740-8328312	WO-804812	8328312	HOUSING, flywheel, assy	1	ea
01-7			G740-8328311	WO-804367	8328311	BOLT, dowel, ¾-24NF-3 x 3½	2	ea
01-7	H1		H101-0271198		271198	NUT, hex, lt, ext-teeth-lock washer, cd- or zn-pltd, ¾-24NF-2B (housing to engine plate to cylinder block (4), to engine plate to reinforcement (4))	8	ea
01-7	H1	012-0640	H101-0120640		120640	SCREW, cap, hex-hd, S, cd- or zn-pltd, ¾-24NF-3 x 2½	4	ea
01-7	H1		H101-0124128		124128	SCREW, cap, hex-hd, S, cd- or zn-pltd, ¾-24NF-3 x 3	2	ea
01-3, 7			G740-8328047	WO-807889	8328047	PLATE, end, engine, rear (cylinder block to bell housing)	1	ea
01-7	H1		H001-5419861		121661	SCREW, cap, hex-hd, S, cd- or zn-pltd, ¾-24NF-3 x 1	6	ea
01-7		5330-522-6060	G102-0101396	WIL-A11406X WO-805896	A226060	WASHER, sp, conical-concave, cop, 0.310 ID, 0.440 OD, 0.09 thk	6	ea
01-7	H16	010-3865	H006-0283566		103865	PLUG, PIPE, sq-hd, CI, ½ in. (flywheel housing) (optional w/PLUG 103877)	1	ea

H6	010-3877	H006-0283956		103877	PLUG, PIPE, sq-hd, S, 1/8 in. (flywheel housing) (optional w/PLUG 103865)	1	ea
			WO-809304		POINTER, timing indicator (use after engines serial No. 49868)	1	ea
			WO-805767	8328483	REINFORCEMENT, engine plate, rear, left	1	ea
			WO-805768	8328484	REINFORCEMENT, engine plate, rear, right	1	ea
20-4				105260	STUD, S, 3/16-12NC-2 (7/8) x 3/16-18NF-2 (7/8) x 2 1/2 (plug, flywheel housing) (used to attach HANGER 7411681 listed in subgroup 2001.3 when winch is used)	1	ea
			WO-804289	8328125	SUPPORT, rear, cylinder block to rear engine plate	1	ea
				122007	SCREW, cap, hex-hd, S, cd- or zn-pltd, 3/16-18NC-3 x 3/4	2	ea
				172427	SCREW, TAPPING, hex-hd, fluted, taper-pt, S, cd- or zn-pltd, 1/4-20NC-2 x 1/2	4	ea
					0104.1 - PISTONS AND PISTON RINGS		
01-8			WO-632157	7324840	BOLT, hex-hd, S, 3/8-24NF-2 x 1 1/2 (locking, piston pin)	4	ea
01-8	012-0382	G503-7324840 H001-7025741	SEPC-WAJ291 MNC-R1788C WO-116108	120382	WASHER, lock, med, S, cd- or zn-pltd, 3/8 in.	4	ea
			SEPC-WAJ292 WO-116613	8677030	EXPANDER, piston compression ring (intermediate) (for normal and extreme oil consumption std and 0.020 oversize ring) (superseded by RING PR-B1061C)	4	ea
			PR-031E12A MNC-R5792 WO-806146		EXPANDER, piston compression ring (top) (for normal and extreme oil consumption 0.030 and 0.040 oversize ring) (superseded by RING PR-B1062C and PR-24929)	4	ea
			SEPC-WAJ294 MNC-R1787D WO-116109		EXPANDER, piston oil regulating ring (bottom) (normal and extreme oil consumption)	4	ea
			SEPC-WAJ304 WO-801492	8677031	EXPANDER, piston oil regulating ring (bottom) (for normal and extreme oil consumption std ring)	4	ea
			SEPC-WAJ296 WO-801493		EXPANDER, piston oil regulating ring (bottom) (for normal and extreme oil consumption 0.020, 0.030, and 0.040 oversize ring)	4	ea
01-8	5305-360-4545 2805-737-1145	G503-7371144 G503-7371145	WO-636961 WO-116003	7371144 7371145	PIN, piston standard	4	ea
			WO-801476 WO-801538 WO-801539 WO-801540	7372873 7372874 7372875 7372876	PISTON, w/PIN, assy standard 0.020 oversize 0.030 oversize 0.040 oversize	4	ea

0104.1

(1) ILLUSTRATION NO.	(2) REFERENCE SYMBOLS	(3) FEDERAL STOCK NO.	(4) ORDNANCE STOCK NO.	(5) MFR'S PART NO.	(6) ORDNANCE PART NO.	(7) DESCRIPTION	(8) QUANTITY INCORPORATED IN UNIT	(9) UNIT OF ISSUE
01-8						GROUP 01 - ENGINE - Continued 0104.1 - PISTONS AND PISTON RINGS - Continued PISTON, w/o PIN standard 0.020 oversize 0.030 oversize 0.040 oversize RING, oil regulating, piston (0.020 oversize), w/EX-PANDER, assy (bottom) (normal oil consumption) Composed of: 1 EXPANDER 1 RING RING, oil regulating, piston (0.030 oversize), w/EX-PANDER, assy (bottom) (normal oil consumption) Composed of: 1 EXPANDER 1 RING RING, oil regulating, piston (0.040 oversize), w/EX-PANDER, assy (bottom) (normal oil consumption) Composed of: 1 EXPANDER 1 RING RING, piston, bottom groove, standard 0.020 oversize 0.030 oversize 0.040 oversize RING, piston, bottom groove (extreme oil consumption), standard 0.020 oversize	4	ea
01-8				WO-801871 WO-801584 WO-801585 WO-801586 WO-809021 PR-031E12A PR-X4071A WO-809022 PR-031E12A PR-X4072A WO-809023 PR-031E12A PR-X4073A FM-GPW6156F SEPC-WAJ247 WO-116616 FM-GPW6156H SEPC-WAJ247C WO-116116 SEPC-WAJ247D WO-116117 SEPC-WAJ247E WO-116705 SEPC-WAJ293 MNC-R5153B STD WO-801480 MNC-R5153B020 WO-119022			1	ea

MNC-R5153D WO-119023 MNC-R5153B040 WO-119024 SEPC-WAJ298 WO-636148 SEPC-WAJ293 WO-801480 PR-B1060C WO-806144 SEPC-WAJ298C WO-115796 PR-X4071A WO-809025 SEPC-WAJ298D WO-115797 PR-X4072A WO-809026 SEPC-WAJ298E WO-115798 PR-X4073A WO-809027	0.080 oversize 0.040 oversize RING, piston, bottom groove (normal oil consumption), standard (superseded by RING SEPC-WAJ293) standard (supersedes RING SEPC-WAJ298) (superseded by RING PR-B1060C) standard (supersedes RING SEPC-WAJ293) 0.020 oversize (superseded by RING PR-X4071A) 0.020 oversize (supersedes RING SEPC-WAJ298C) 0.030 oversize (superseded by RING PR-X4072A) 0.030 oversize (supersedes RING SEPC-WAJ298D) 0.040 oversize (superseded by RING PR-X4073A) 0.040 oversize (supersedes RING SEPC-WAJ298E)	4	ea
FM-GPW6155A SEPC-WAJ211 WO-637042 FM-GPW6155G SEPC-WAJ211C WO-116023 FM-GPW6155H SEPC-WAJ211D WO-116024 SEPC-WAJ211E WO-116704 SEPC-WAJ297 WO-116058 PR-72A867 WO-806145 SEPC-WAJ297C WO-116060 PR-B1061C WO-808797 SEPC-WAJ297D WO-116061	RING, piston, compression, second groove, standard (superseded by RING SEPC-WAJ297) 0.020 oversize (superseded by RING SEPC-WAJ297C) 0.030 oversize (superseded by RING SEPC-WAJ297D) 0.040 oversize (superseded by RING SEPC-WAJ297E) RING, piston, compression, second groove, standard (superseded by RING PR-72A867) standard (supersedes RING SEPC-WAJ297) 0.020 oversize (superseded by RING PR-B1061C) 0.020 oversize (supersedes RING SEPC-WAJ297C and EXPANDER 8677030) 0.030 oversize (superseded by RING PR-B1062C)	4	ea

0104.1

(1) ILLUSTRATION NO.	(2) REFER- ENCE SYMBOLS	(3) FEDERAL STOCK NO.	(4) ORDNANCE STOCK NO.	(5) MFR'S PART NO.	(6) ORDNANCE PART NO.	(7) DESCRIPTION	(8) QUANTITY INCOR- PORATED IN UNIT	(9) UNIT OF ISSUE
						GROUP 01—ENGINE—Continued		
						0104.1—PISTONS AND PISTON RINGS—Continued		
						RING—Continued		
				PR-B1062C WO-808798 SEPC-WAJ297E WO-116708 PR-24929 WO-808799	8677512	0.030 oversize (supersedes RING SEPC-WAJ297D and EXPANDER SEPC-WAJ292) 0.040 oversize (superseded by RING PR-24929)		
				FM-GPW6150A SEPC-WAJ239 WO-639864 PR-B2531A WO-806148 FM-GPW6150C SPEC-WAJ239C WO-116502 PR-B2532A WO-808798 FM-GPW6150D SEPC-WAJ239D WO-116503 PR-B2533A WO-808794 SEPC-WAJ239E WO-116703 PR-B2534A WO-808795 SEPC-863 WO-A6794		0.040 oversize (supersedes RING SEPC-WAJ297E and EXPANDER SEPC-WAJ292) RING, piston, compression, top groove..... standard (superseded by RING PR-B2531A)	4	ea
						standard (supersedes RING SEPC-WAJ239)		
						0.020 oversize (superseded by RING PR-B2532A)		
						0.020 oversize (supersedes RING SEPC-WAJ239C)		
						0.030 oversize (superseded by RING PR-B2533A)		
						0.030 oversize (supersedes RING SEPC-WAJ239D)		
						0.040 oversize (superseded by RING PR-B2534A)		
						0.040 oversize (supersedes RING SEPC-WAJ239E)		
		2805-360-7893	G503-7371146		7371146	RING SET, piston, conventional type, standard.....	1	ea
						Composed of: 4 RING 4 RING 4 RING		
			G503-7330714		7330714	RING SET, piston, conventional type, 0.020 oversize.....	1	ea
						Composed of: 4 RING		

01-8

2805-360-7899	G508-7371147	SEPC-WAJ211C SEPC-WAJ247C WO-A6797	7371147	4 RING 4 RING RING SET, piston, conventional type, 0.030 oversize. Composed of: 4 RING 4 RING 4 RING RING SET, piston, conventional type, 0.040 oversize (superseded by RING SET 7418112)	1	ea
2805-732-9277	G503-7329277	PR-B2583A SEPC-WAJ211D SEPC-WAJ247D WO-A15283	7329277	Composed of: 4 RING 4 RING 4 RING RING SET, piston, normal oil consumption, standard (optional with RING SET PR-68-4)	1	ea
		PR-B2534A SEPC-WAJ211E SEPC-WAJ247E SEPC-585 WO-116110	8393084	Composed of: 4 EXPANDER 4 EXPANDER 4 RING 4 RING 4 RING RING SET, piston, normal oil consumption, 0.020 over- size (optional with RING SET PR-68-4 +.020)	1	ea
		SEPC-WAJ289 SEPC-WAJ297 SEPC-WAJ293 SEPC-535G WO-116112	8677030 8677031	Composed of: 4 EXPANDER 4 EXPANDER 4 RING 4 RING 4 RING	1	ea
	G780-7418111	SEPC-WAJ304 PR-B2532A PR-B1061C SEPC-WAJ298C SEPC-585D WO-116113	7418111	Composed of: 4 EXPANDER 4 EXPANDER 4 RING 4 RING 4 RING RING SET, piston, normal oil consumption, 0.030 over- size (optional with RING SET PR-68-4 +.030)	1	ea
		SEPC-WAJ292 SEPC-WAJ304 PR-B2583A PR-B1062C PR-X4072A SEPC-585E WO-116706	8677030	Composed of: 4 EXPANDER 4 EXPANDER 4 RING 4 RING 4 RING RING SET, piston, normal oil consumption, 0.040 over- size (optional with RING SET PR-68-4 +.040)	1	ea
	G780-7418112	SEPC-WAJ292 SEPC-WAJ304 PR-24929 PR-X4073A PR-B2534A	7418112	Composed of: 4 EXPANDER 4 EXPANDER 4 RING 4 RING 4 RING	1	ea

0104.1

(1) ILLUSTRATION NO.	(2) REFERENCE SYMBOLS	(3) FEDERAL STOCK NO.	(4) ORDNANCE STOCK NO.	(5) MFR'S PART NO.	(6) ORDNANCE PART NO.	(7) DESCRIPTION	(8) QUANTITY INCORPORATED IN UNIT	(9) UNIT OF ISSUE
GROUP 01—ENGINE—Continued								
				PR-68-4 WO-809045		0104.1—PISTONS AND PISTON RINGS—Continued RING SET, normal oil consumption, standard, cr-pltd (optional with RING SET 8893084) Composed of: 4 RING 4 RING 4 RING	1	ea
				PR-B2531A PR-B1060C PR-72A367 PR-68-4 +.020 WO-809047		RING SET, piston, normal oil consumption, 0.020 over-size, cr-pltd (optional with RING SET 7418111) Composed of: 4 RING 4 RING 4 RING	1	ea
				PR-B2532A PR-B1061C WO-809021 PR-68-4 +.030 WO-809048		RING SET, piston, normal oil consumption, 0.030 over-size, cr-pltd (optional with RING SET SEPC-585D) Composed of: 4 RING 4 RING 4 RING w/EXPANDER	1	ea
				PR-B2533A PR-B1062C WO-809022 PR-68-4 +.040 WO-809049		RING SET, piston, normal oil consumption, 0.040 over-size, cr-pltd (optional with RING SET 7418112) Composed of: 4 RING 4 RING 4 RING w/EXPANDER	1	ea
			G780-7418113	PR-24928 PR-24929 PR-72A367 SEPC-535X WO-801500	7418113	RING SET, piston, extreme oil consumption, standard	1	ea
				SEPC-WAJ297 SEPC-WAJ298 SEPC-WAJ289 SEPC-WAJ295 SEPC-535XB WO-801502	8677080 8677081	Composed of: 4 EXPANDER 4 EXPANDER 4 RING 4 RING 4 RING 8 SEGMENT		
			G780-7418114		7418114	RING SET, piston, extreme oil consumption, 0.020 oversize Composed of: 4 EXPANDER	1	ea
					8677080			

8677031	4 EXPANDER 4 RING 4 RING 4 RING 8 SEGMENT	PR-B2532A PR-B1061C SEPC-WAJ293 SEPC-WAJ295B SEPC-535XC WO-801503			1	ea
8677058	RING SET, piston, extreme oil consumption, 0.030 oversize Composed of: 4 EXPANDER 4 EXPANDER 4 RING 4 RING 4 RING 4 RING 8 SEGMENT	SEPC-WAJ292 SEPC-WAJ304 PR-B2534A PR-B1062C SEPC-WAJ293 SEPC-WAJ295B SEPC-535XD WO-801504			1	ea
7418115	RING SET, piston, extreme oil consumption, 0.040 oversize Composed of: 4 EXPANDER 4 EXPANDER 4 RING 4 RING 4 RING 8 SEGMENT	G780-7418115			1	ea
	SEGMENT, piston oil control ring (extreme oil consumption) (std)	SEPC-WAJ292 SEPC-WAJ304 PR-B2534A PR-B24929 SEPC-WAJ293 SEPC-WAJ295D SEPC-WAJ295			8	ea
	SEGMENT, piston oil control ring (extreme oil consumption, 0.020 and 0.030 oversize)	SEPC-WAJ295B WO-801495			8	ea
	SEGMENT, piston oil control ring (extreme oil consumption, 0.040 oversize ring)	SEPC-WAJ295D WO-801496			8	ea
0104.2—CONNECTING RODS AND BEARINGS						
	BEARING, half, connecting rod	WO-639862 WO-116534 WO-116535 WO-116536			8	ea
	Standard	WO-807941 WO-807944 WO-807947 WO-807948 WO-641768 WO-641769			1	ea
	BEARING SET, connecting rod (8 bearings to each set)	WO-807945 WO-807946 WO-807947 WO-807948 WO-641768 WO-641769 107823			8	ea
	Standard	WO-807941 WO-807944 WO-807947 WO-807948 WO-641768 WO-641769			8	ea
	0.010 undersize	WO-807941 WO-807944 WO-807947 WO-807948 WO-641768 WO-641769			8	ea
	0.020 undersize	WO-807941 WO-807944 WO-807947 WO-807948 WO-641768 WO-641769			8	ea
	0.030 undersize	WO-807941 WO-807944 WO-807947 WO-807948 WO-641768 WO-641769			8	ea
	BEARING SET, connecting rod (8 bearings to each set)	WO-807945 WO-807946 WO-807947 WO-807948 WO-641768 WO-641769 107823			8	ea
	Standard	WO-807941 WO-807944 WO-807947 WO-807948 WO-641768 WO-641769			8	ea
	0.010 undersize	WO-807941 WO-807944 WO-807947 WO-807948 WO-641768 WO-641769			8	ea
	0.020 undersize	WO-807941 WO-807944 WO-807947 WO-807948 WO-641768 WO-641769			8	ea
	0.030 undersize	WO-807941 WO-807944 WO-807947 WO-807948 WO-641768 WO-641769			8	ea
	BOLT, $\frac{3}{8}$ -24NF-2 x 2 $\frac{1}{4}$ (connecting rod cap)	WO-807941 WO-807944 WO-807947 WO-807948 WO-641768 WO-641769			8	ea
	NUT, hex, S, $\frac{3}{8}$ -24NF-3	WO-807941 WO-807944 WO-807947 WO-807948 WO-641768 WO-641769			8	ea
	NUT, jam, stamped, hex, lt, 9-notch, S, cd- or zn-pltd, $\frac{3}{8}$ -24NF	WO-807941 WO-807944 WO-807947 WO-807948 WO-641768 WO-641769 107823			8	ea

01-8

01-8
01-8
01-8

0104.2

(1) ILLUSTRATION NO.	(2) REFERENCE SYMBOLS	(3) FEDERAL STOCK NO.	(4) ORDNANCE STOCK NO.	(5) MFR'S PART NO.	(6) ORDNANCE PART NO.	(7) DESCRIPTION	(8) QUANTITY INCORPORATED IN UNIT	(9) UNIT OF ISSUE
						GROUP 01—ENGINE—Continued		
						0104.2—CONNECTING RODS AND BEARINGS —Continued		
				WO-641770	8678398	ROD, connecting (for Nos. 1 and 3 cylinders)	2	ea
				WO-641771		ROD, connecting (for Nos. 2 and 4 cylinders)	2	ea
				WO-641772	8677015	ROD, connecting, w/BEARING and CAP, assy (for Nos. 1 and 3 cylinders)	2	ea
				WO-641773		ROD, connecting, w/BEARING and CAP, assy (for Nos. 2 and 4 cylinders)	2	ea
		2805-360-7912	G508-7743751	WO-641774	7743751	ROD, connecting, w/o BEARING and CAP, assy (for Nos. 1 and 3 cylinders)	2	ea
		2805-354-8784	G508-7743752	WO-641775	7743752	ROD, connecting, w/o BEARING and CAP, assy (for Nos. 2 and 4 cylinders)	2	ea
01-8, 4, 8						0105.1—VALVES, SPRINGS, AND GUIDES		
		2805-737-5032	G740-7375032	EAT-K292	7375032	CAP, rotation, exhaust valve (used on engines through serial No. 97653)	4	ea
01-9			G716-8329518	TP-FR-RA58A WO-802587	8329518	CAP, rotation, exhaust valve (used on engines after serial No. 97653)	4	ea
01-16				WO-807709		CLIP, open, S, cd- or zn-pltd, 5/8 drum tube (welded) (valve spring cover) (fuel pump to clutch housing pressurizing line)	1	ea
01-16		2805-354-8763	G503-7371237	WO-630303	7371237	COVER, valve spring	1	ea
01-9, 16			G503-0194032	WO-807708 DGM-5201 WO 51875	8329873	COVER, valve spring, w/CLIP, assy	1	ea
01-16			G503-7741420	WO-645093	7741420	GASKET, 5/8 ID, 1/2 OD, 3/8 thk	2	ea
01-16			G758-8329696	WO-806348	8329696	SCREW, cap, hex-hd, S, 5/16-18NC-2 x 3 1/4	1	ea
01-16			G503-0194022	WO-807707 FM-GPW6521 WO-630305	8677537	STUD, spec, S, 5/16-18NC-3 x 5/8	1	ea
				WO-119137		COVER, valve spring, w/CLIP, and GASKET, assy	1	ea
				WO-119138		GASKET, valve spring cover	1	ea
01-5		2805-787-5038	G740-7375033	EAT-K630 WO-800826	8328126	GUIDE, exhaust valve stem	4	ea
				TP-VR60 WO-643334	8329691	GUIDE, intake valve stem	4	ea
01-9			G716-8329519	WO-800826	7375033	LOCK, valve spring retainer (exhaust) (used on engines through serial No. 97653)	8	ea
01-9				TP-VR60 WO-643334	8329519	LOCK, valve spring retainer (exhaust) (used on engines after serial No. 97653)	8	ea
01-9			G503-7371238	WO-875994	7371238	LOCK, valve spring retainer, upper (intake)	8	ea

01-9	H2	G758-8329694	WO-800986	8329694	PACKING, oil valve stem (superseded by PACKING 501220)	4	ea
01-9		H002-0501220		501220	PACKING, "O" ring, class B material, 1/16 thk, 3/8 ID (supersedes PACKING 8329694)	4	ea
01-9		G758-8329693	WO-649751	8329693	RETAINER, intake valve spring	4	ea
01-3, 9		G740-7375034	EAT-R697	7375034	RETAINER, valve spring, exhaust (used on engines through serial No. 97653)	4	ea
01-9		G503-7371235	WO-800828	7371235	SPRING, valve (exhaust)	4	ea
01-9		G758-8329695	WO-638636	8329695	SPRING, valve (intake)	4	ea
01-3, 9		G740-7375035	WO-800417	7375035	VALVE, exhaust (used on engines through serial No. 97653)	4	ea
01-9		G716-8329517	EAT-5256	8329517	VALVE, exhaust (used on engines after serial No. 97653)	4	ea
01-9		G758-8329697	WO-800829	8329697	VALVE, intake	4	ea
01-9			WO-805377	8677499	0105.2-PUSH RODS, ROCKER ARMS, TAPPETS, AND COVERS		
01-4, 9			WO-805378		ARM, rocker, left	2	ea
01-9			WO-805375	8329710	ARM, rocker, right	2	ea
01-9			WO-805376	8329711	ARM, rocker, w/BUSHING, left, assy	2	ea
01-9			WO-805374	8329712	ARM, rocker, w/BUSHING, right, assy	2	ea
01-9			WO-802295		BRACKET, mounting, rocker shaft (superseded by BRACKET WO-802295)	4	ea
01-9			WO-641769	7744472	BRACKET, mounting, rocker shaft (supersedes BRACKET 8329712)	4	ea
01-9			WO-800200		NUT, PLAIN, hex, S, 3/8-24NF-3	4	ea
01-9			WO-806320	8677620	WASHER, flat, sp, 3/8 in.	4	ea
01-9			WO-649709		COVER, rocker arm (intake valve spring)	1	ea
01-9			WO-806318	138588	NUT, PLAIN, hex, S, cd- or zn-pltd, 5/16-24NF-2	2	ea
01-1, 3			WH-210818	8329713	STUD, hex, spec, S, 5/16-24NF-3 (1/2) 5/16-24NF-3 (19/32) x 2	2	ea
01-15, 03-8			WO-806317	8329714	WASHER, lock, int-teeth, S, cd- or zn-pltd, 5/16 in.	2	ea
01-9			WO-648798		COVER, rocker arm, assy (intake valve spring) (complete)	1	ea
01-9			WO-648807	8329715	ELBOW, rocker arm cover, 5/8-18NPTF	1	ea
01-3, 9			WO-648791		GASKET, rocker cover (intake) 5/16 thk (cork)	1	ea
01-9			WO-804622		PLUG, rocker arm shaft	2	ea
01-9			WO-800173		ROD, push, valve (superseded by ROD 8330073)	4	ea
01-9			EAT-SL503		SCREW, adjusting, valve clearance	4	ea
01-9			WIL-P407A		NUT, jam, hex, lt, s-fin, S, cd- or zn-pltd, 5/16-24NF-2	4	ea
01-9			WO-640020	7371258	SCREW, adjusting, valve tappet	4	ea
01-9			WO-805367		SHAFT, rocker arm	1	ea
01-4			WO-648803	8329719	SCREW, hex-hd, spec, 5/16-24NF-2	2	ea
01-4			WO-805368	8329720	SHAFT, rocker arm, w/PLUG, assy	1	ea

(1) ILLUSTRATION NO.	(2) REFERENCE SYMBOLS	(3) FEDERAL STOCK NO.	(4) ORDNANCE STOCK NO.	(5) MFR'S PART NO.	(6) ORDNANCE PART NO.	(7) DESCRIPTION	(8) QUANTITY INCORPORATED IN UNIT	(9) UNIT ISSUE
						GROUP 01—ENGINE—Continued		
01-3, 9			G758-8829721	WO-649666 CCS-65C634 WO-647071	8829721 8677296	0105.2—PUSH RODS, ROCKER ARMS, TAPPETS, AND COVERS—Continued SPRING, rocker shaft.	2	ea
01-9		2805-737-2585	G740-7372585	WIL-MT9281 WO-647072	7372585	TAPPET, valve (optional w/TAPPET 7372585)	4	ea
01-9			G758-8330225	EAT-MT9666 WO-800589 CCS-65C679 WO-800550	8330225	TAPPET, valve (optional w/TAPPET 8677296)	4	ea
		2805-774-3569	G503-7743569	WO-115948	7743569	TAPPET, valve, 0.004 oversize	4	ea
			G758-8329984	WO-674993	8329984	WASHER, spring, S, cd- or zn-pltd, 2¼ ID, ½ OD (rocker arm cover hold-down nut)	2	ea
		2805-774-4319	G503-7744319	WO-645595	7744319	0105.3—CAMSHAFT	1	ea
01-3, 9			G758-8329698	WO-800517	8329698	BEARING, bushing type, 2.188 ID (front)	1	ea
01-9		2805-735-1413	G740-7351413	WO-802576	7351413	CAMSHAFT	1	ea
01-9	H1	042-3569	H101-0423569		423569	PLATE, thrust	2	ea
				WO-907879		SCREW, INTEGRAL LOCK WASHER, ext-teeth, Hex-hd, S, cd- or zn-pltd, ⅝-16NC-2 x ¼ (plate to block)	1	ea
		774-1407	G503-7741407	WO-641049	7741407	PLUG, expansion, S, 1¼ dia (cylinder block camshaft rear end pilot)	1	ea
						SPACER, thrust plate.	1	ea
						0105.5—CAMSHAFT DRIVE AND TIMING GEAR COVER		
01-3, 7		2805-737-2576	G740-7372576	WO-643834	7372576	COVER, timing gear.	1	ea
01-7	H1		H101-0423569		423569	BOLT, INTEGRAL LOCK WASHER, ext-teeth, Hex-hd, S, cd- or zn-pltd, ⅝-16NC-3 x ⅝ (supersedes (6))	6	ea
						NUT 271198 and (6) STUD 103195		
01-7	H1		H101-0271198		271198	NUT, hex, lt, ext-teeth-lock washer, S, cd- or zn-pltd, ⅝-24NF-2B (use up to engine serial No. 83476) (superseded by (6) BOLT 423569)	10	ea
01-7	H1	012-3520	H001-5421221		123520	SCREW, cap, hex-hd, S, cd- or zn-pltd, ⅝-24NF-3 x ⅝	3	ea
01-7	H1		H001-5421261		120647	SCREW, cap, hex-hd, S, cd- or zn-pltd, ⅝-24NF-3 x 1	1	ea

H1		H001-1312500		103195	STUD, S, $\frac{3}{8}$ -16NC ($\frac{9}{16}$) x $\frac{3}{8}$ -24NF-2 ($\frac{5}{8}$) x $1\frac{1}{16}$ (gear cover) (superseded by BOLT 423569)	6	ea
01-7	2805-774-1427	G503-7741427	WO-641096	7741427	GASKET, front plate to cylinder block	1	ea
01-7	2805-360-7941	G503-7371159	WO-630365	7371159	GASKET, timing gear cover	1	ea
01-6, 9	2805-774-1415	G503-7741415	WO-641282	7741415	GEAR, drive, camshaft (28T)	1	ea
01-6		H101-0124552		124552	KEY, Woodruff, alloy-S, $\frac{3}{16}$ x 1 (No. 608 or 13)	1	ea
01-9	2805-774-1419	G503-7741419	WO-641283	7741419	GEAR, driven, camshaft (56T)	1	ea
01-9	012-2260	H001-5421941		122260	BOLT, cap, hex-hd, S, cd- or zn-pltd, $\frac{7}{16}$ -14NC-3 x $1\frac{1}{8}$	1	ea
01-9	012-4549	H001-0518022		124549	KEY, Woodruff, alloy-S, $\frac{3}{16}$ x $\frac{3}{4}$ (No. 606 or 9)	1	ea
01-9	2805-774-1406	G503-7741406	WO-642520	7741406	WASHER, flat, $1\frac{1}{2}$ ID, $1\frac{1}{2}$ OD, $\frac{5}{16}$ thk	1	ea
01-9	5310-013-6857	H001-7017711		136857	WASHER, lock, ext-teeth, S, cd- or zn-pltd, $\frac{7}{16}$ in.	1	ea
01-3, 7	2805-737-2578	G740-7372578	WO-649823	7372578	PLATE, engine mounting, front	1	ea
01-7	042-3569	H101-0423569		423569	BOLT, INTEGRAL, LOCK WASHER, ext-teeth, hex-hd, S, cd- or zn-pltd, $\frac{3}{8}$ -16NF-3 x $\frac{3}{4}$	3	ea
01-6	5340-495-9547	G740-7372579	WO-375917	7372579	RING, retaining, timing gear cover packing	1	ea
	2805-774-1414	G503-7741414	WO-641281	7741414	SPACER, camshaft, drive gear	1	ea
					0106.1 - OIL PUMP		
					BEARING, bushing type (shaft)	1	ea
01-10	3120-774-4331	G503-7744331	WIL-ER90139 $\frac{3}{4}$ WO-645629	7744331	BODY, oil pump	1	ea
			EAT-ER3675		COVER, body	1	ea
01-10	2805-774-4332	G503-7744332	WO-804486	7744332	BOLT, MACHINE, lock washer, cap, hex-hd, S, $\frac{1}{4}$ -20NC-2 x $\frac{5}{8}$	3	ea
01-10		H001-5451601		180018	GASKET, cover	1	ea
01-10	2805-774-4324	G503-7744324	EAT-ER3145	7744324	GASKET, pump to cylinder block	1	ea
01-10	2805-360-7950	G740-7372587	WO-641482	7372587	GASKET, relief plunger spring retainer	1	ea
01-10		G503-7371270	MDR-507	7371270	GEAR, driven (12T)	1	ea
01-10	2805-774-4333	G503-7744333	WO-634813	7744333	PIN, dowel, S, $\frac{5}{16}$ x $\frac{3}{16}$ (supersedes PIN 7371279)	1	ea
01-10		H101-0141138	EAT-ER90358 WO-641047	141138	PIN, drive, 0.1875 x $1\frac{1}{16}$ (inner rotor to shaft)	1	ea
01-10			EAT-ER90419 $1\frac{1}{16}$ WO-642214	7371279	PIN, S, $\frac{5}{16}$ x $\frac{3}{16}$ (superseded by PIN 141138)	1	ea
01-1, 4, 10	2805-737-6907	G740-7376907	EAT-ER900959 WO-330964	7376907	PUMP, oil, complete, assy.	1	ea
			EAT-ER10317 WO-804484		BOLT, MACHINE, assembled washer, hex-hd, split lock washer, S, cd- or zn-pltd, $\frac{5}{16}$ -18UNC-2A x $2\frac{1}{2}$	2	ea
				9409118	SCREW, INTEGRAL, LOCK WASHER, hex-hd, S, cd- or zn-pltd, $\frac{5}{16}$ -18NC-3 x 1	1	ea
				431938			

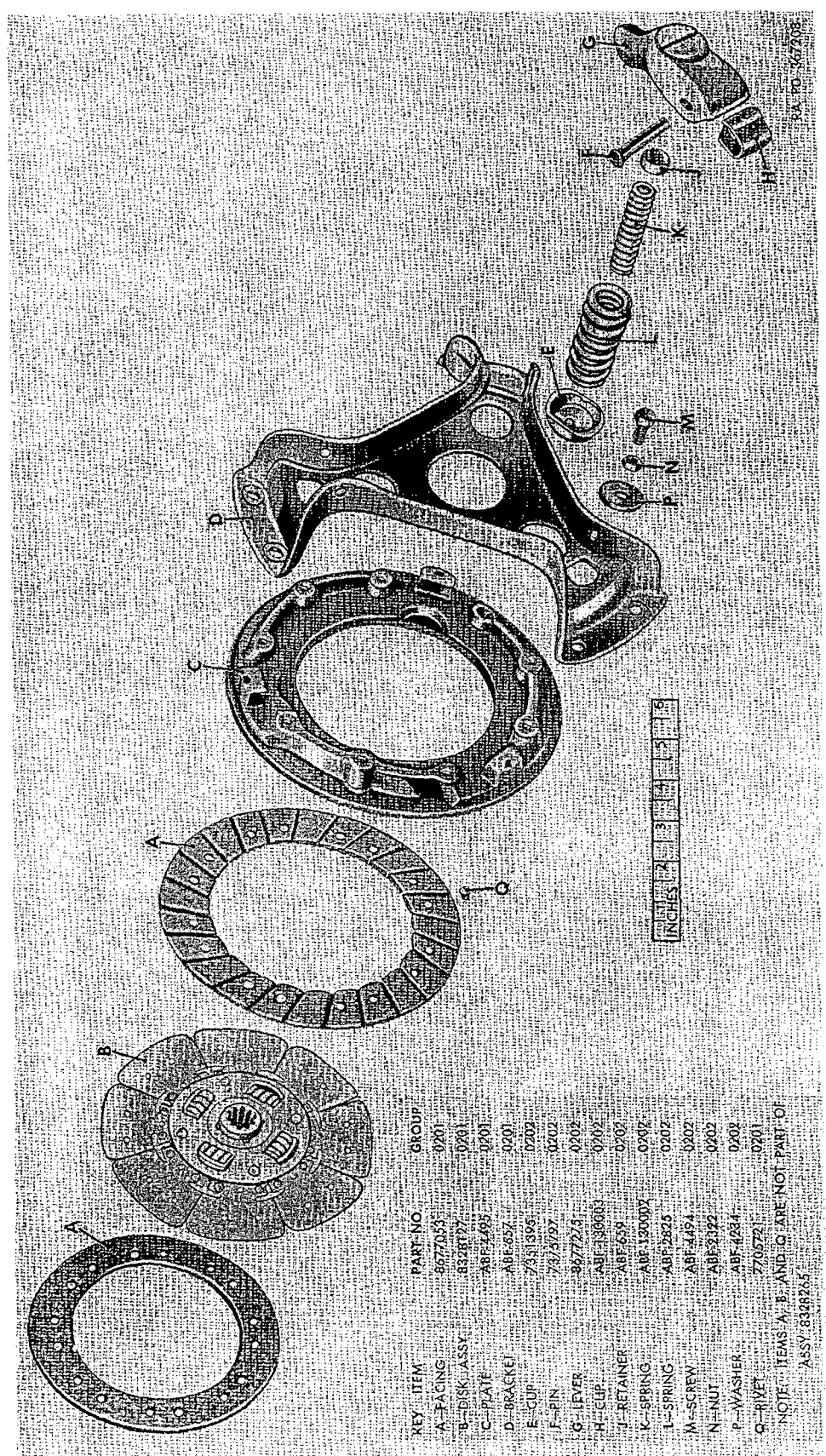
(1) ILLUSTRATION NO.	(2) REFER- ENCE SYMBOLS	(3) FEDERAL STOCK NO.	(4) ORDNANCE STOCK NO.	(5) MFR'S PART NO.	(6) ORDNANCE PART NO.	(7) DESCRIPTION	(8) QUANTITY REPORTED IN UNIT	(9) UNIT OF ISSUE
GROUP 01 - ENGINE - Continued								
0106.1 - OIL PUMP - Continued								
01-4, 10			G503-7371271	WIL-ER7154 WO-630390 EAT-ER4642J	7371271	RETAINER, relief plunger spring	1	ea
01-10				WO-641484 EAT-ER4425J		ROTOR, inner	1	ea
01-10				WO-641488 EAT-ER6303	8673952	ROTOR, outer	1	ea
01-10				WO-641480 EAT-ER2413 WO-641742	8673956	SHAFT	1	ea
01-4		2805-360-4524	G503-7371268 G740-7372586	WO-630389 WIL-ER7196 WO-645628	7371268 7372586	SHAFT, w/ROTOR, assy	1	ea
01-4, 10			G758-8331246	WO-808385		SHIM, relief plunger	1	ea
01-4, 10		3120-360-4522	G503-7371275	EAT-ER7200 WO-630518	7371275	SPRING, relief plunger (supersedes SPRING 7372586) 8331246	1	ea
						VALVE, relief	1	ea
0106.2 - OIL FILTER								
01-12				FR-5310-2 WO-A15441 WO-A3150		BODY, oil filter (used w/FILTER 540501)	1	ea
01-13	H1	5310-012-0372	H001-4029501 H001-5128691	CU-2875IU WO-120640		BOLT, welding, S, cd-pltd or tnd, $\frac{5}{16}$ -24NF x $\frac{3}{4}$ (filter support bracket to dash panel)	1	ea
01-13	H1					BRACKET, mounting, includes NUTS and SCREWS, assy (oil filter to mounting bracket on cylinder head)	1	ea
			G758-8328422	WO-805815	8328422	NUT, sq, reg, unfn, S, cd- or zn-pltd, $\frac{1}{4}$ -20NC-2	1	ea
			H101-0271187		271187	SCREW, mach, fl-hd, S, cd- or zn-pltd, $\frac{1}{4}$ 20NC-2 x $\frac{1}{4}$	1	ea
01-13	H1	012-0741	H001-5419821 G740-7369881	CU-28717 WO-802496 WO-802087	120741 7369881	BRACKET, mounting, oil filter cylinder head (used on vehicles through serial No. 28132)	2	ea
						NUT, hex, lt, ext-teeth, lock washer, S, cd- or zn-pltd, $\frac{5}{16}$ -24NF-2B	2	ea
			G758-8330271		8330271	SCREW, cap, hex-hd, S, cd- or zn-pltd, $\frac{5}{16}$ -24NF-3 x $\frac{3}{4}$	2	ea
			H001-5419841		120213	BRACKET, mounting (oil filter to mounting bracket on cylinder head)	1	ea
						BRACKET, support, oil filter, assy (used on vehicles after serial No. 28132)	1	ea
						BOLT, mach, cap, hex-hd, S, cd- or zn-pltd, $\frac{5}{16}$ -24NF-3 x $\frac{7}{8}$	3	ea

H1			H101-0271187	271187			4	ea	NUT, hex, lt, ext-teeth lock washer, S, cd- or zn-pltd, 5/16-24NF-2B
H1				431938			1	ea	SCREW, INTEGRAL, LOCKWASHER, hex-hd, S, cd- or zn-pltd, 5/16-18NC-3 x 1
01-12					FR-102153		2	ea	CLAMP, engine oil filter body (used w/FILTER 540501)
01-12			G509-7529093	7529093	WO-119987		1	ea	COVER, oil filter (used w/FILTER 540501)
			G507-6245928	6245928	WO-119986		1	ea	COVER, w/SCREW, WASHER, locking SPRING and GASKET, assy (used w/FILTER 540501)
01-12				540462	FR-5241		1	ea	ELEMENT, oil filter (used w/FILTER 540501)
			H016-0540462		WO-A15488		1	ea	ELEMENT, assy (used w/FILTER 540501)
					FR-A15540		Composed of:		
					WO-119953		1	ea	ELEMENT
			G740-7375060	7039934	CU-12567		1	ea	GASKET
				540501	WO-801933		1	ea	FILTER, oil, assy (superseded by FILTER 540501) (used on vehicles through serial No. 28132)
01-2, 12			H016-0540501				1	ea	FILTER, oil, assy (supersedes FILTER 7375060) (used on vehicles after serial No. 28132)
01-12			H001-4139781	120399			2	ea	NUT, mach screw, sq, S, cd- or zn-pltd, 5/16-18NC-2
01 12			H001-5150831	133129			2	ea	SCREW, mach, rd-hd, S, cd- or zn-pltd, 5/16-18NC-2 x 2 1/2
01-12			H101-0116120	116120			2	ea	WASHER, lock, med, S, phos-ctd, 5/8 in.
01-12			G509-5308281	A308281	FR-11581		1	ea	GASKET, cover bolt, cop, 0.750 OD, 0.540 ID, 0.062 thk (used w/FILTER 540501)
01-12				7039934	WO-119982		1	ea	GASKET, cover, ru, 5.125 OD, 4.375 ID, 0.058 thk (used w/FILTER 540501)
01-13				7375059	WO-119953		1	ea	GASKET, head (used w/FILTER 7375060)
01-12				7375058	CU-28649		1	ea	GROMMET, oil filter element (used w/FILTER 540501)
01-13					WO-118291		1	ea	HEAD, w/CARTRIDGE, assy (used w/FILTER 7375060)
01-13					FR-100918		6	ea	NUT, hex, No. 12-24NC
01-13					CU-12567-2		6	ea	SCREW, fl-hd, No. 12-24NC x 3/4
					WO-118288		1	ea	PLUG, pipe, hex-hd, br, 1/4 in. (engine oil filter drain) (used w/FILTER 540501)
					CU-F762		1	ea	PLUG, pipe, sq-hd, br, 1/4 in. (engine oil filter drain) (used w/FILTER 7375060)
					WO-118293		1	ea	RING, reinforcing (used w/FILTER 7375060)
					CU-F761		1	ea	SCREW, cap, hex-hd, S, oil filter cover 5/16-20NF-1 x 1 1/4 (cover attaching) (used w/FILTER 540501)
					WO-118292		1	ea	SPRING, tension, locking, cover bolt (used w/FILTER 540501)
					CU-28648		1	ea	SUMP, oil filter (used w/FILTER 7375060)
					WO-118290				
					FR-11580				
					WO-119985				
					FR-11583				
					WO-119983				
					CU-28651U				
					WO-118289				

(1) ILLUSTRATION NO.	(2) REFERENCE SYMBOLS	(3) FEDERAL STOCK NO.	(4) ORDNANCE STOCK NO.	(5) MFR'S PART NO.	(6) ORDNANCE PART NO.	(7) DESCRIPTION	(8) QUANTITY INCORPORATED IN UNIT	(9) UNIT OF ISSUE
GROUP 01 - ENGINE - Continued								
0106.5 - CRANKCASE VENTILATOR								
			G503-7368267 H006-8330945 H006-0214317	WO-A5105	7368267 8330945 137406	BRACKET, support, oil filler pipe. CLAMP, hose (Tinnerman), S, phos-ctd, 1 $\frac{3}{8}$ ID (valve to reducer hose) (used on vehicles after serial No. 28359) CONNECTOR, flared tube inverted, br, $\frac{5}{8}$ tube, $\frac{1}{2}$ male pipe end (w/o NUT) (vent tube to manifold tee) ELBOW, pipe, automotive, street, 90 deg, S, zn-pltd, $\frac{1}{2}$ in. (vent body to nipple) GASKET, crankcase ventilator to valve spring cover..... HOSE, check valve to reducer, $\frac{1}{2}$ ID, 0.082 OD, 2 lg (superseded by HOSE 839875) (used on vehicles after serial No. 28359) HOSE, check valve to reducer, $\frac{1}{2}$ ID (supersedes HOSE 8332085)	1 2 1 2	ea ea ea ea
01-16			G503-7371272 G758-8332085	WO-630299 WO-809084	7371272 8332085	GASKET, crankcase ventilator to valve spring cover..... HOSE, check valve to reducer, $\frac{1}{2}$ ID, 0.082 OD, 2 lg (superseded by HOSE 839875) (used on vehicles after serial No. 28359)	1 1	ea ea
			H007-0839875		839875	HOSE, check valve to reducer, $\frac{1}{2}$ ID (supersedes HOSE 8332085)	+	ft
01-4, 15			G758-8329683 H106-0143932	WO-807386	8329683 143932	PIPE, oil filler, assy..... PLUG, pipe, sq-hd, Cl, cd- or zn-pltd, $\frac{1}{8}$ in. (vacuum tube tee)	1 1	ea ea
			G758-8329684 G136-7376248	WO-649052 WH-103-60002 WO-807713	8329684 7376248	SPACER, oil filler pipe bracket..... TEE, pipe, stght, extruded, br, or S, cd- or zn-pltd, $\frac{1}{2}$ -27NPTF (vacuum tube to manifold)	1 1	ea ea
03-8			G740-7410836	ANB-SK971 WO-804277 WO-A6919	7410836	VALVE, w/PIN, assy (shut-off, w/control WIRE)..... VENTILATOR, crankcase, assy.....	1 1	ea ea
01-4, 16; 03-8			G503-7371286	WO-A6919	7371286	VENTILATOR, crankcase, assy.....	1	ea
0106.6 - OIL LINES, LEVEL GAGE, AND OIL PAN								
			G758-8328405 H101-9409106	WO-800549	8328405 9409106	BRACKET, crankcase oil line clip..... BOLT, MACHINE, assembled washer, hex-hd, split lockwasher, S, cd- or zn-pltd, $\frac{1}{4}$ -20UNC-2 x $\frac{1}{2}$	1 1	ea ea
			H104-0432666		432666	CLIP, phos-ctd, $\frac{5}{8}$ tube (type E) (supersedes CLIP 7372832) (oil line to cylinder head)	1	ea
			G740-7372832	WO-645539	7372832	CLIP, (type E) phos-ctd, $\frac{5}{8}$ tube (oil line to cylinder head) (superseded by CLIP 432666)	1	ea
			H104-0107839		107839	CLIP, closed, S, cd- or zn-pltd, $\frac{5}{8}$ OD tube, hole for $\frac{3}{8}$ bolt (oil inlet hose to engine plate (1), to water pump mtg bolt (1)) (used w/LINE 8328409)	2	ea
			H004-0327791		128302	CLIP, closed, S, cd- or zn-pltd, $\frac{1}{2}$ OD tube, hole for $\frac{3}{8}$ bolt (oil inlet hose to engine plate (1), to water pump mtg bolt (1)) (used w/LINE 8331932)	2	ea

01-5	H6	H006-0214310	137404	CONNECTOR, flared tube, inverted, br, 5/8 in tube, 1/8 male pipe end (w/o NUT) (oil line to cylinder head) (optional w/FILTER 148072)	1	ea
	H6	H006-0214315	137405	CONNECTOR, flared tube, inverted, br, (1/4 tube, 1/8 male pipe end w/o NUT) (oil filter inlet line)	1	ea
	H6	H006-0214522	148072	CONNECTOR, flared tube, inverted, S, cd- or zn-pltd, 3/8 tube, 1/8 male pipe end (w/o NUT) (oil line to cylinder head) (optional w/FILTER 137404)	1	ea
	H6	H006-0260846	137420	ELBOW, flared tube, inverted, 90 deg, br, 3/8 tube, 1/8 male pipe end (w/o NUT) (oil line to cylinder block)	1	ea
	H6	H006-0260807	137421	ELBOW, flared tube, inverted, 90 deg, br, 1/4 tube, 1/8 male pipe end (oil filter outlet) (used w/FILTER 540501)	1	ea
	H6	II106-0444038	444038	ELBOW, pipe, automotive, street, 90 deg, extruded, br, 1/8 in (oil filter inlet line to cylinder block) (used on FILTER 7375060 outlet elbow M38A1 up to serial No. 28132 (2), used on M170 (1))	2	ea
01-7		G740-7372557	7372557	FITTING, oil, timing gear	1	ea
01-15		G758-8328406	8328406	GAGE, bayonet type, oil level, w/CAP	1	ea
01-11		G503-7371283	7371283	GASKET, oil pan	1	ea
01-11		G740-7376904	7376904	GASKET, oil pan drain plug	1	ea
01-11		G503-7371267	7371267	GASKET, oil strainer support	1	ea
		G758-8328408	8328408	LINE, crankcase to cylinder head, assy	1	ea
			137396	Composed of:		
			44-T-5080-10	2 NUT		
			8331932	1 TUBE (19 3/8 in lg)		
		G758-8331982	8331932	LINE, flexible, oil filter inlet, assy (used w/FILTER 540501)	1	ea
		G758-8328409	8328409	LINE, flexible, oil filter inlet, assy (used on vehicles serial No. 28132) (used w/FILTER 7375060)	1	ea
		G758-8328410	8328410	LINE, flexible, oil filter outlet, 14 1/2 in lg (used on vehicles through serial No. 28132) (used w/FILTER 7375060)	1	ea
		G758-8330272	8330272	LINE, flexible, oil filter outlet, 11 in lg (used on vehicles serial No. 28132) (used w/FILTER 540501)	1	ea
		G758-8332530	8332530	LINE, flexible, oil filter outlet, 11 in lg (supersedes LINE 8330272) (used w/FILTER 540501 after serial No. 28132)	1	ea
		G758-8328407	8328407	LINE, oil, sending unit, assy	1	ea
		WO-806991		PAN, oil	1	ea
		WO-A7239		PAN, oil, assy	1	ea
		WO-A7238		BOLT, hex-hd, ext-teeth lock washer, S, cd- or zn-pltd, 5/16-18NC-2 x 5/8	14	ea
01-1, 4, 11	H1	G503-7371278	7371278			
01-11		HI01-0187527	187527			

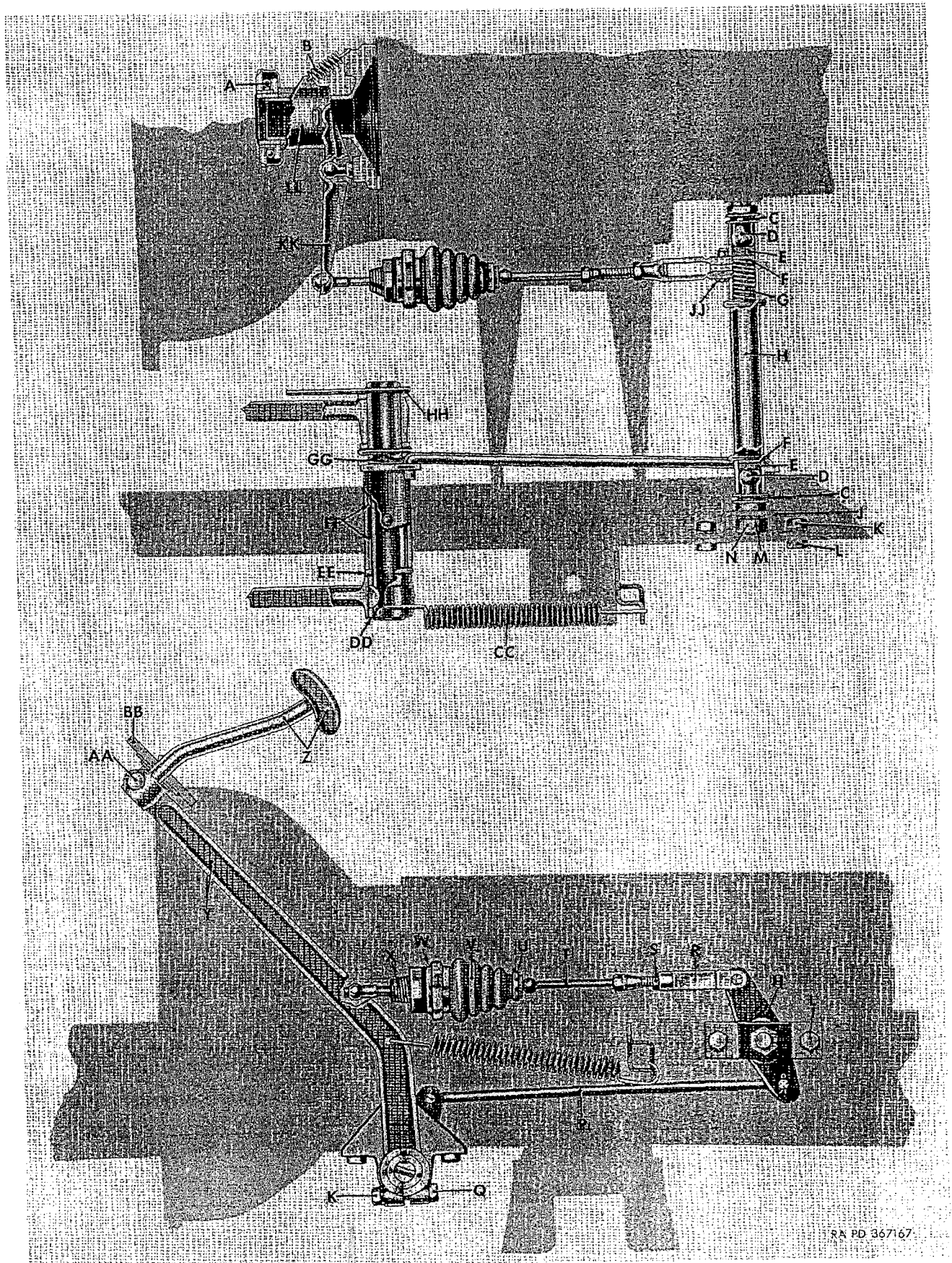
(1) ILLUSTRATION NO.	(2) REFERENCE SYMBOLS	(3) FEDERAL STOCK NO.	(4) ORDNANCE STOCK NO.	(5) MFR'S PART NO.	(6) ORDNANCE PART NO.	(7) DESCRIPTION	(8) QUANTITY INCORPORATED IN UNIT	(9) UNIT OFF ISSUE
GROUP 01—ENGINE—Continued								
0106.6 -- OIL LINES, LEVEL GAGE, AND OIL PAN—Continued								
01-4, 11			G503-7388074	FM-GPW6727 WO-689979	7388074	PLUG, oil drain, S, 1/8 in (oil pan) (superseded by PLUG 7351892)	1	ea
01-3, 4, 11			G758-7351892	WO-809517	7351892	PLUG, oil drain, sq-socket-hex-hd, (ck) S, 1/8-18NS-3 (supersedes PLUG 7388074)	1	ea
01-11	H1	012-0123	G508-7036578	WO-630896	7036578	STRAINER, oil, floating, engine, assy	1	ea
01-4, 11	H1		H001-4417741		120123	PIN, cotter, split, S, cd- or zn-pltd, 1/8 x 1 1/4	1	ea
01-11	H1		G508-7371264	WO-630397	7371264	SUPPORT, floating oil strainer	1	ea
			H101-0451975		451975	SCREW, lock washer, sltd-hex-hd, S, cd- or zn-pltd, 1/8-18NC-3 x 3/4	2	ea
	H7		H007-0218040		44-T-5080-10	TUBING, cop, seamless, soft annealed, size 3/8 in, 0.250 OD, 0.035 thk of wall	1	ft
0108 -- EXHAUST MANIFOLD								
01-14			G758-8329751	WO-648935	8329751	GASKET (center)	1	ea
01-14			G758-8329750	WO-648795	8329750	GASKET (end)	2	ea
01-14				WO-648886	8677644	MANIFOLD	1	ea
			G503-7701013	WO-300148	7701013	STUD, S, 3/8-16NC-3 (3/8) x 3/8-24NF-2 (3/8) x 1 1/2 (superseded by STUD 103196)	2	ea
01-1, 4			G758-8329699	WO-648766	8329699	MANIFOLD, assy	1	ea
						Composed of:		
						1 MANIFOLD		
						1 STUD		
01-14	H1	050-3354	H001-0725270		8677644	NUT, safety, br, 3/8-24NF-3 (critical installations)	5	ea
	H1	5310-012 0394	H001-7043741		103196	WASHER, FLAT, S, cd- or zn-pltd, 1 1/2 ID, 1 1/8 OD, 0.065 thk (use on vehicles through engines serial No. 79703)	1	ea
	H1		H101-0539086		539086	STUD, S, 3/8-16NC (3/8) x 3/8-24NF-2 (3/8) x 1 3/8 (manifold) (superseded by STUD 103196)	1	ea
01-14	H1		H001-1312520		103196	STUD, S, 3/8-16NC (3/8) x 3/8-24NF-2 (3/8) x 1 3/8 (manifold) (supersedes (2) STUD 7701013, (1) STUD 446550 and (1) STUD 539086)	4	ea
01-14	H1		H001-1310620		112572	STUD, S, 3/8-16NC (3/8) x 3/8-24NF-2 (3/8) x 2 3/8 (manifold)	2	ea
	H1		H101-0446550		446550	STUD, S, 1 1/4 in. (manifold) (superseded by STUD 103196)	1	ea



KEY ITEM	PART NO.	GROUP
A-FACING	8677053	0201
B-DISK ASSY	8328127	0201
C-PLATE	ABF4495	0201
D-BRACKET	AB6457	0201
E-CUP	7331395	0203
F-PIN	7331397	0202
G-LEVER	8677273	0202
H-CLIP	AB138603	0202
J-RETAINER	AB1659	0203
K-SPRING	AB1320027	0202
L-SPRING	ABF2825	0202
M-SCREW	AB14454	0202
N-NUT	AB12122	0202
P-WASHER	AB14234	0202
Q-RIVET	7705721	0201

NOTE: ITEMS A, B, AND Q ARE NOT PART OF ASSY: 8328265

Figure 02-1. Clutch, assy (8828865)—exploded view



RA PD 367167

Figure 02-2. Clutch linkage

Key	Item	Part No.	Group
A	--BEARING.....	710203	0202
B	--SPRING.....	7371366	0202
C	--SEAL.....	7371337	0202
D	--STUD.....	5246557	0202
E	--PAD.....	7371364	0202
F	--RETAINER.....	7371340	0202
G	--SPRING.....	5246558	0202
H	--LEVER.....	7372823	0202
J	--BRACKET.....	7368260	0202
K	--NUT.....	271187	0202
L	--SCREW.....	123473	0202
M	--WASHER.....	120383	0202
N	--NUT.....	451403	0202
P	--ROD.....	7372826	0202
Q	--SCREW.....	181618	0202
R	--YOKE.....	7371363	0202
S	--NUT.....	120368	0202
T	--CABLE.....	8328129	0202
U	--CLAMP.....	8328434	0202
V	--SEAL.....	8332072	0202
W	--CLAMP.....	8328435	0202
X	--SUPPORT.....	8328439	0202
Y	--PEDAL, ASSY.....	7371342	0202
Z	--PAD, ASSY.....	8328437	0202
AA	--BOLT.....	9409103	0202
BB	--PAD.....	WO-906638	0202
CC	--SPRING.....	8387940	0202
DD	--KEY.....	124549	0202
EE	--WASHER.....	502242	0202
FF	--BEARING.....	7372840	1206
GG	--SHAFT.....	7340237	1206
HH	--BAR.....	8677304	1204.1
JJ	--PIN.....	544190	0202
KK	--FORK.....	7371338	0202
LL	--CARRIER.....	7372822	0202

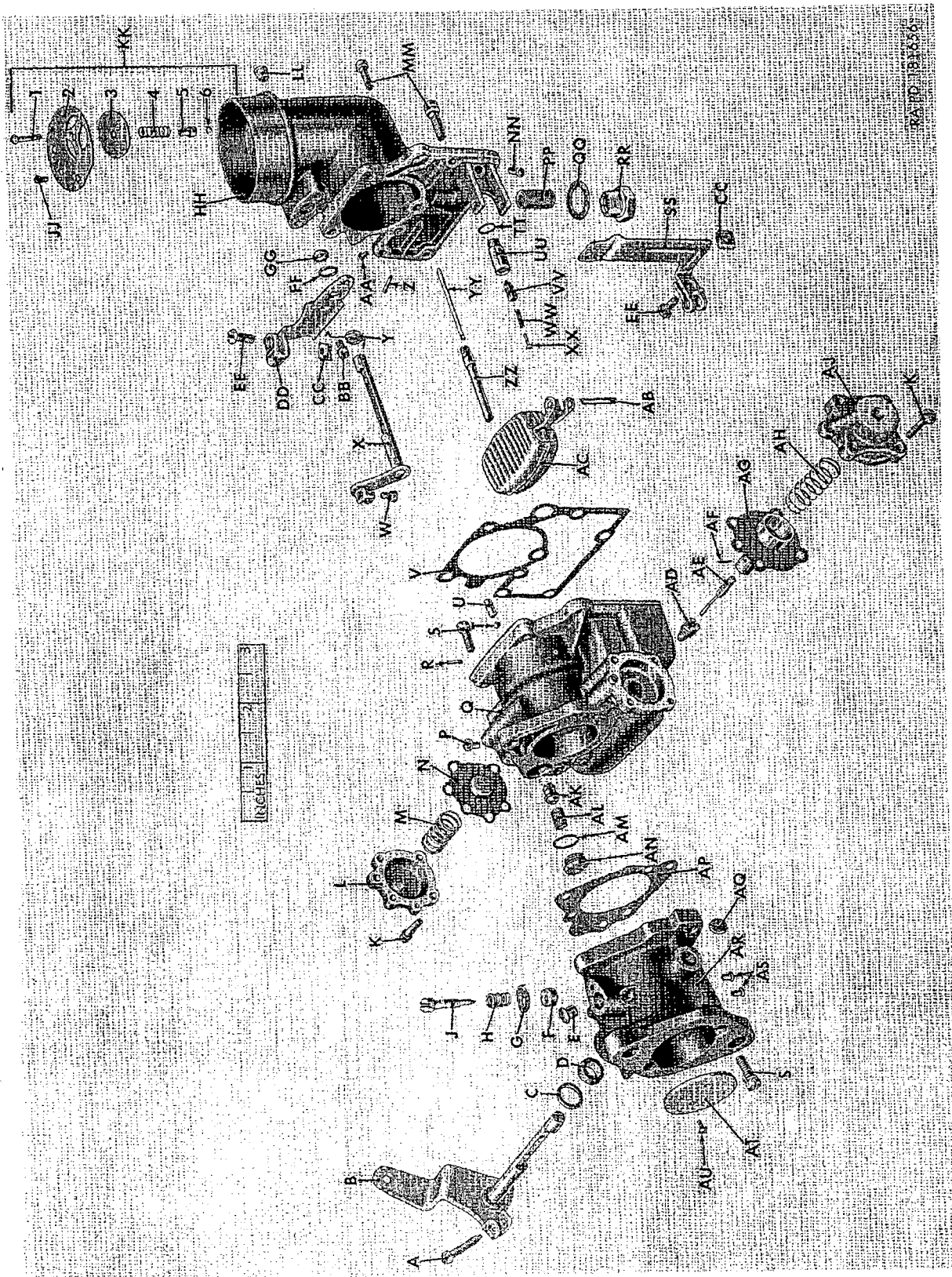
Figure 02-2. Clutch linkage—legend

0201

(1) ILLUSTRATION NO.	(2) REFERENCE SYMBOLS	(3) FEDERAL STOCK NO.	(4) ORDNANCE STOCK NO.	(5) MFR'S PART NO.	(6) ORDNANCE PART NO.	(7) DESCRIPTION	(8) QUANTITY INCORPORATED IN UNIT	(9) UNIT OF ISSUE
						GROUP 02-CLUTCH		
02-1			G508-7371368	WO-639578 ABF-657 AFB-657 WO-640578 WO-804805	7371368	BEARING, bushing type, pilot, clutch. BRACKET, clutch, pressure plate.	1 1	ea ea
02-1			G740-8328127	ABF-100042 WO-809228 E&B-11966 WO-802410 ABF-100021 WO-806424 E&B-6170 WO-802411 E&B-3874 WO-641695 ABF-4495 WO-805017 ABF-100000 WO-804746 WO-630129	8328127	DISK, driven, w/HUB, assy (optional w/DISK ABF-100042, 7372661, and ABF-100021) DISK, driven, w/HUB, assy (optional w/DISK 8328127, 7372661, and ABF-100021) DISK, driven, cd-pltd, w/HUB, assy (optional w/DISK ABF-100021, 8328127, and ABF-100042) DISK, driven, cd-pltd, w/HUB, assy (optional w/DISK 7372661, ABF-100042 and 8328127) PACING, driven disk	1 1 1 1	ea ea ea ea
02-1		2520-737-2661	G740-7372661		7372661		1	ea
02-1		5320-770-5721	G741-7705721		7705721	RIVET, tubular, fl-hd, br, $\frac{3}{8}$ dia, $1\frac{3}{4}$ lg.	16	ea
02-1						PLATE, pressure.	1	ea
			G740-8328265		8328265	PLATE, pressure, w/BRACKET, assy.	1	ea
	H1	5310-012-0638	G503-7324841 H001-7018711		7324841 120638	SCREW, cap, hex-hd, $\frac{5}{16}$ -18NC-2 x $1\frac{1}{16}$. WASHER, lock, hv, S, cd- or zn-pltd, $\frac{5}{16}$ in.	6 6	ea ea
02-2	H12		H012-0710203		710203	0202-RELEASE AND CONTROLS	1	ea
02-2		2520-736-8260	G503-7368260 H101-0271187	WO-A180	7368260 271187	BEARING, ball, MIL-STD-CODE 999-13059-0000 (SR, clutch release, 1.5000 bore, 2.8125 OD, 0.6720 overall width) (release) BRACKET (control tube stud) (on frame).	1 2	ea ea
02-2	H1	012-3473	H001-5419781 G740-8328129	TRU-SA4126 WO-805935 WO-807488 WO-644366	123473 8328129	NUT, hex, lt, ext-teeth lock washer, S, cd- or zn-pltd, $\frac{5}{16}$ -24NF-2B SCREW, cap, hex-hd, S, cd- or zn-pltd, $\frac{5}{16}$ -24NF-3 x $\frac{5}{16}$. CABLE, control lever, flexible steel.	2 1	ea ea
02-2	H6	2520-737-2832	G740-7372822 H006-8328435		7372822 8328435	CABLE, control, w/SEAL, assy. CARRIER, release bearing. CLAMP, hose, S, $1\frac{1}{4}$ OD (control tube lever release cable seal)	1 1 1	ea ea ea

02-2	H6		H006-8328434		8328434		1	ea	CLAMP, hose, S, phos-ctd, 0.470 in. (ratchet and locking hug ring) (control cable lever release cable seal)
02-1				ABF-130003 WO-806012			3	ea	CLIP, pressure spring release lever
02-1		2805-360-8185	G503-7351395	ABF-283 WO-638157	7351395		3	ea	CUP, pressure plate spring
02-2		2520-495-9555	G503-7371338	WO-630112	7371338		1	ea	FORK, release
02-2		2520-737-2823	G740-7372823	WO-642824	7372823		1	ea	LEVER, control, w/TUBE (welded)
02-1	H1	012-0123	H001-4417741	ABF-688 WO-640112 WO-807208	120123 8677275		2	ea	PIN, cotter, split, S, cd- or zn-pltd, 1/8 x 1 1/4
				WO-906638			3	ea	LEVER, release, pressure spring
02-2			G758-8328436		8328436		1	ea	PAD, draft, pedal shank (for service use PAD WO-906638) (used on vehicles through serial No. 74962)
02-2		5330-737-1364	G503-7371364	WO-A176	7371364		1	ea	PAD, draft, pedal shank (for service only) (used on vehicles after serial No. 74962)
02-2			G758-8328437	WO-807828	8328437		2	ea	PAD, felt, 5/8 OD, 1/4 thk (control tube)
02-2	H1		H101-9409103		9409103		1	ea	PAD, pedal, assy (welded)
02-2, 18-6		2540-495-9499	G503-7371342	WO-A10269 WO-A405	7371342		1	ea	BOLT, MACHINE, hex-hd, split lock washer, S, cd- or zn-pltd, 5/16-18UNC-2A x 1 1/4
02-2	H1	012-4549	H001-0518022		124549		1	ea	PEDAL, assy
02-2	H1		H101-0271187		271187		1	ea	KEY, Woodruff, alloy-S, 5/8 x 3/4 (No. 606 or 9)
02-2	H1	018-1618	H001-5454001		181618		1	ea	NUT, hex, lt, ext-teeth lock washer, S, cd- or zn-pltd, 5/16-24NF-2B
02-1		5305-360-7996	G508-7375797	ABF-287 WO-638159 ABF-650 WO-804744	7375797		3	ea	SCREW, cap, hex-hd, S, 85,000 psi yield strength, cd- or zn-pltd, 5/16-24NF-3 x 1 3/4
02-1				WO-804744			3	ea	PIN, pivot, pressure spring release lever
02-2		2520-737-1340	G503-7371340	WO-A177	7371340		2	ea	RETAINER, auxiliary spring
02-2		2520-737-2826	G740-7372826	WO-640123	7372826		1	ea	RETAINER, control tube spring
02-1	H1	011-9117	H101-0119117	ABF-4494 WO-805014 ABF-2322 WO-805016 ABF-4234	119117		2	ea	ROD, release, pedal
02-1				WO-805016			3	ea	PIN, cotter, split, S, cd- or zn-pltd, 3/8 x 1/2
02-1				WO-805015			3	ea	SCREW, hex-hd, S, 95,000 psi yield strength, 0.312-24NF-3 x 3/4 (adjusting, pressure spring lever)
02-2		5330-737-1337	G503-7371337	WO-A887	7371337		3	ea	NUT, lock, thin, hex-hd, S, 0.312-24NF-2
02-2			G740-8328130	WO-A8402	8328130		3	ea	WASHER, flat, S, 0.328 ID, 1.125 OD, 0.069 thk
02-2		5340-769-7454	G740-8332072	WO-808936	8332072		2	ea	SEAL, dust, control tube
02-2		524-6558	G740-7697454	WO-650684 WO-A178	7697454 5246558		1	ea	SEAL, release cable (superseded by SEAL 8332072)
			G104-5246558				1	ea	SEAL, release cable (supersedes SEAL 8332130)
							1	ea	SPRING, clutch pedal shank draft pad
							1	ea	SPRING, compression, S, 0.063 dia wire, 5/8 OD, 8 coils, 1 1/4 free lg (control tube)

(1) ILLUSTRATION NO.	(2) REFERENCE SYMBOLS	(3) FEDERAL STOCK NO.	(4) ORDNANCE STOCK NO.	(5) MFR'S PART NO.	(6) ORDNANCE PART NO.	(7) DESCRIPTION	(8) QUANTITY INCORPORATED IN UNIT	(9) UNIT OF ISSUE
GROUP 02--CLUTCH--Continued								
0202--RELEASE AND CONTROLS--Continued								
02-1				ABF-2825 WO-638156 ABF-130002 WO-804745		SPRING, pressure.	3	ea
02-1				WO-630117		SPRING, pressure, auxiliary.	3	ea
02-2		2510-368-2630	G503-7371366	WO-630117	7371366	SPRING, release bearing carrier.	1	ea
02-2			G503-8387940	FM-GPW7523 WO-630593 WO-A181	8387940	SPRING, tension, S, 0.0915 dia stk, 0.750 OD, 40 coils, 5 $\frac{1}{2}$ overall lg (pedal retracting)	1	ea
02-2		2520-524-6557	G503-5246557	WO-A181	5246557	STUD, ball, S, $\frac{1}{16}$ -14NC-2 x 1 $\frac{1}{16}$ overall lg (control tube).	2	ea
02-2					451403	NUT, hex, hv, S, cd- or zn-pltd, $\frac{1}{16}$ -14NC-2	1	ea
02-2	H1	012-0383	H001-7025771	WO-A179	120383	WASHER, lock, med, S, cd- or zn-pltd, $\frac{1}{16}$ in.	2	ea
		5305-495-9553	G503-7371339	WO-630068	8893045	STUD, ball, w/BRACKET, assy.	1	ea
			G758-8328439	WO-807471	7371339	STUD, clutch release fork.	1	ea
02-2		5310-737-5065	G740-7375065	WO-A6360	8328439	SUPPORT, seal, flywheel housing ($\frac{3}{4}$ -14NPTF, SAE short)	1	ea
					7375065	WASHER, plain, S, $1\frac{1}{2}$ ID, $1\frac{3}{4}$ OD, 0.0747 thk (clutch pedal shank draft pad) (superseded by WASHER 7954265)	1	ea
					7954265	WASHER, plain, S, cd-pltd, $1\frac{1}{2}$ ID, $1\frac{3}{4}$ OD, 0.0747 thk (clutch pedal shank draft pad) (supersedes WASHER 7375065)	1	ea
02-2	H1		II101-0502242		502242	WASHER, flat, S, $1\frac{1}{2}$ ID, $1\frac{3}{4}$ OD, 0.109 thk (supersedes WASHER, 7372827)	1	ea
		5310-456-6298	G740-7372827	WO-A498	7372827	WASHER, S, $1\frac{1}{2}$ ID, $1\frac{1}{2}$ OD, $\frac{1}{8}$ thk (pedal shaft) (superseded by WASHER 502242)	1	ea
02-2		5340-737-1363	G503-7371363	WO-632177	7371363	YOKE, rod end, adjustable (control cable)	1	ea
02-2	H1	012-0368	H001-4167561		120368	NUT, hex, lv, s-fin, S, cd- or zn-pltd, $\frac{5}{16}$ -24NPF-2	1	ea
		5315-732-6118	G503-7326118	WO-339043	7326118	PIN, clevis, S, $\frac{5}{16}$ x $2\frac{1}{2}$ (superseded by PIN 544190)	1	ea
02-2	H1		H101-0544190		544190	PIN, clevis, S, $\frac{5}{16}$ x $2\frac{1}{2}$ (supersedes PIN 7326118)	1	ea
		011-9117	H101-0119117		119117	PIN, cotter, split, S, cd- or zn-pltd, $\frac{3}{8}$ x $\frac{1}{2}$.	1	ea



RA 90 181656

Figure 08-1. Carburetor, assy (8329774)—exploded view

Key	Item	Part No.	Key	Item	Part No.
A	-SCREW	A293056	KK	-PLATE, ASSY	8329830
B	-SHAFT, ASSY	8329833	1	-PLUG	CAR-136-17
C	-WASHER	7372541	2	-PLATE	CAR-7-177
D	-SEAL	7372530	3	-PLATE	CAR-148-12
E	-PLUG	A312057	4	-SPRING	CAR-51-21
F	-SEAL	7372529	5	-SLEEVE	CAR-112-12
G	-WASHER	8329835	6	-LOCK	CAR-61-79
H	-SPRING	CAR-61-426	LL	-PLUG	7372525
J	-SCREW	A846736	MM	-SCREW	A293063
K	-SCREW	7372527	NN	-PLUG	CAR-11B134
L	-HOUSING	7372517	PP	-STRAINER	A293034
M	-SPRING	8329834	QQ	-GASKET	A293030
N	-DIAPHRAGM, ASSY	7372512	RR	-NUT	CAR-15-43
P	-PLUG	7324058	SS	-CLAMP	8329825
Q	-BODY	7372502	TT	-GASKET	A293029
R	-JET	CAR-48-144	UU	-SEAT	CAR-25-149
S	-SCREW W/L WASHER	7372520	VV	-NEEDLE	CAR-17-49
T	-BALL	A346738	WW	-SPRING	CAR-61-207
U	-WEIGHT	7372542	XX	-PIN	7378099
V	-GASKET	7372514	YY	-TUBE	7372536
W	-SCREW	131958	ZZ	-TUBE, ASSY	7372500
X	-SHAFT, ASSY	7372531	AB	-AXLE	7372518
Y	-SPRING	7372533	AC	-FLOAT, ASSY	7372519
Z	-JET	CAR-145-69	AD	-JET	8329832
AA	-PLUG	7324060	AE	-ROD, ASSY	7372522
BB	-SCREW	7343368	AF	-PIN	7372511
CC	-NUT	120619	AG	-DIAPHRAGM, ASSY	7372534
DD	-BRACKET, ASSY	8329773	AH	-SPRING	7372518
EE	-SCREW	120221	AJ	-HOUSING	7412959
FF	-WASHER	7372539	AK	-BALL, ASSY	A281437
GG	-SEAL	7372528	AL	-STRAINER	7378054
HH	-BODY	CAR-6-802	AM	-GASKET	CAR-11B124
JJ	-SCREW	A281457	AN	-PLUG	8329826
			AQ	-GASKET	CAR-47-23
			AR	-BODY	CAR-1-897
			AS	-PLUG	A281413
			AT	-PLATE	8329831
			AU	-SCREW	A346734

Note: All parts listed are in group 0301.

Figure 03-1. Carburetor assy (8329774)—exploded view—legend





Figure 03-2. Fuel and vacuum pump, assy (8720570)—exploded view



KEY ITEM	PART NO.	GROUP
A - ELBOW	73742	0305
B - BODY	738455811	03021
C - GASKET	7051903	03021
D - VALVE	7413194	03021
E - REED	2010994	03021
F - SCREW	131339	03021
G - DIAPHRAGM	AC1533338	03021
H - COVER	7015403	03021
I - WASHER	720217	03021
K - SCREW	13212	03021

Figure 03-3. Fuel and vacuum pump (fuel section)—exploded view

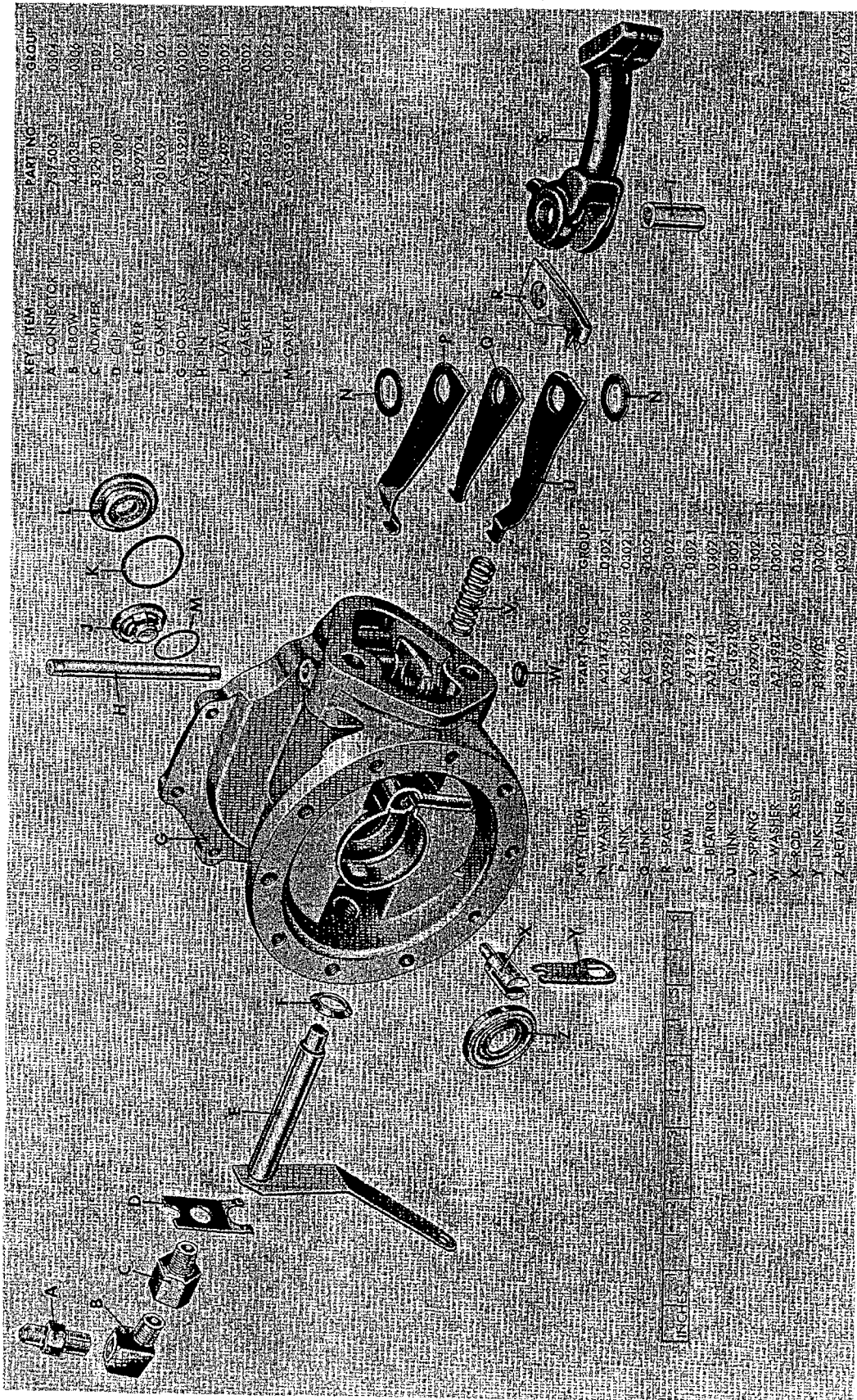



Figure 03-4. Fuel and vacuum pump (body section)—exploded view



KEY ITEM PART NO. GROUP

- A - GREY AC154409 03021
- B - GASKET 847702 03021
- C - RING 847020 03021
- D - GASKET 703195 03021
- E - RETAINER A214759 03021
- F - SCREEN A214758 03021
- G - ELBOW 152202 03021

KEY ITEM PART NO. GROUP

- M - BODY 507483 03021
- P - ELBOW 337421 0306
- R - GASKET A214752 03021
- L - VALVE 406895 03021
- W - RETAINER A214750 03021
- N - SCREW 139900 03021
- P - WASHER 420312 03021
- Q - BOLT 132115 03021

Figure 08-5. Fuel and vacuum pump (vacuum section)—exploded view


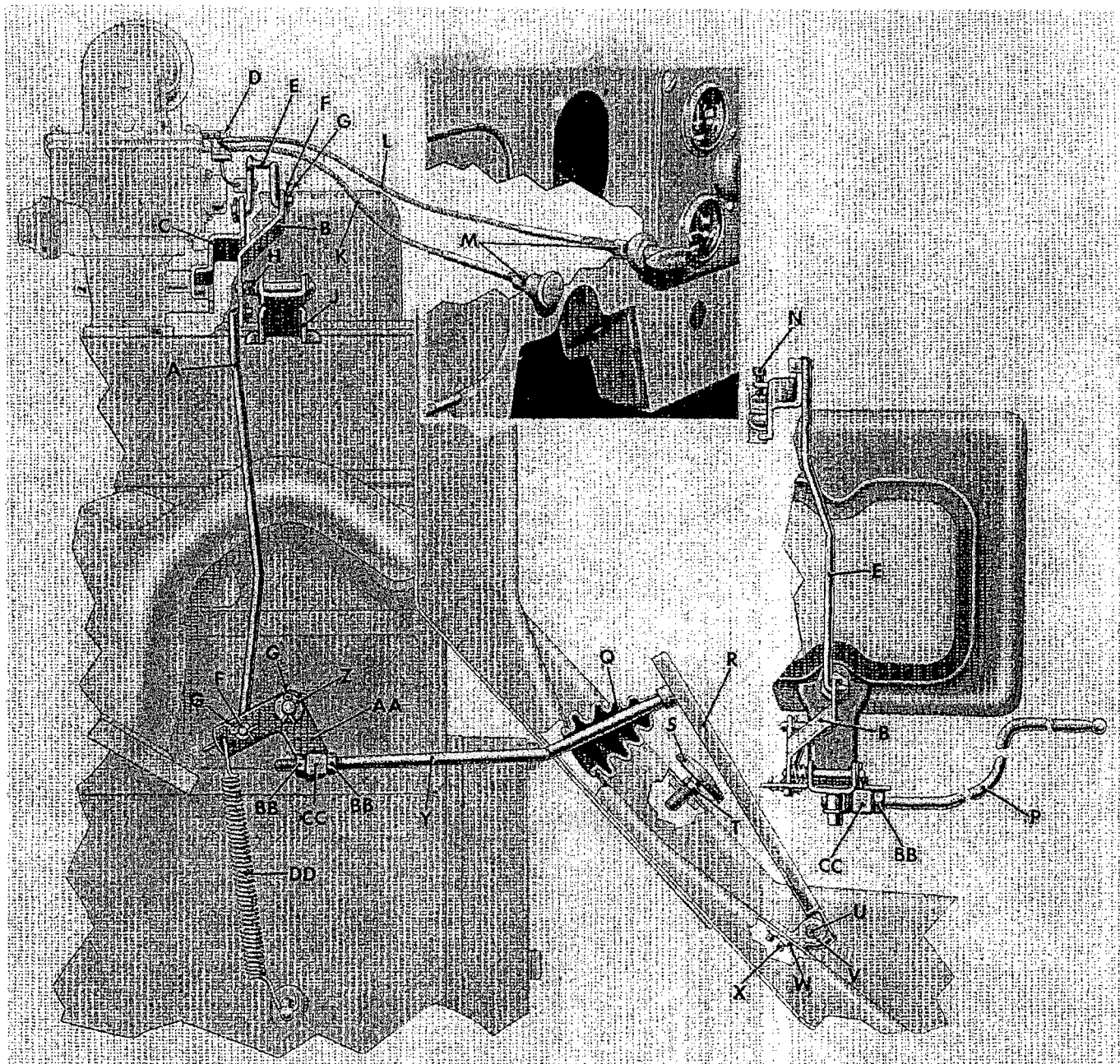


Figure 03-6. Air cleaner, assy (8329642)—exploded view



KEY	ITEM	PART NO.	GROUP	KEY	ITEM	PART NO.	GROUP
A	ROD	8329765	0312	Q	SEAL	7361994	0312
B	LEVER	8329769	0312	R	PEDAL	8333364	0312
C	SHAFT ASSY	8329833	0301	S	REST	7975392	0312
D	STOP	7371194	0312	T	NUT	124920	0312
E	ROD	8329763	0312	U	PIN	7375112	0312
F	WASHER	592243	0312	V	HINGE	7375114	0312
G	PIN	121223	0312	W	NUT	271166	0312
H	SPRING	8329770	0312	X	ROD	155937	0312
J	BRACKET	8329768	0312	Y	ROD	8333365	0312
K	CONTROL ASSY	8329760	0312	Z	WASHER	120393	0312
L	CONTROL ASSY	8329761	0312	AA	LEVER W/BUSHING	8330947	0312
M	NUT	271193	0312	BB	NUT	120367	0312
N	SCREW	A-293056	0301	CC	BLOCK	8329759	0312
P	ROD	8677502	0312	DD	SPRING	8330948	0312

RA-PD-367211

Figure 03-7. Throttle and choke control

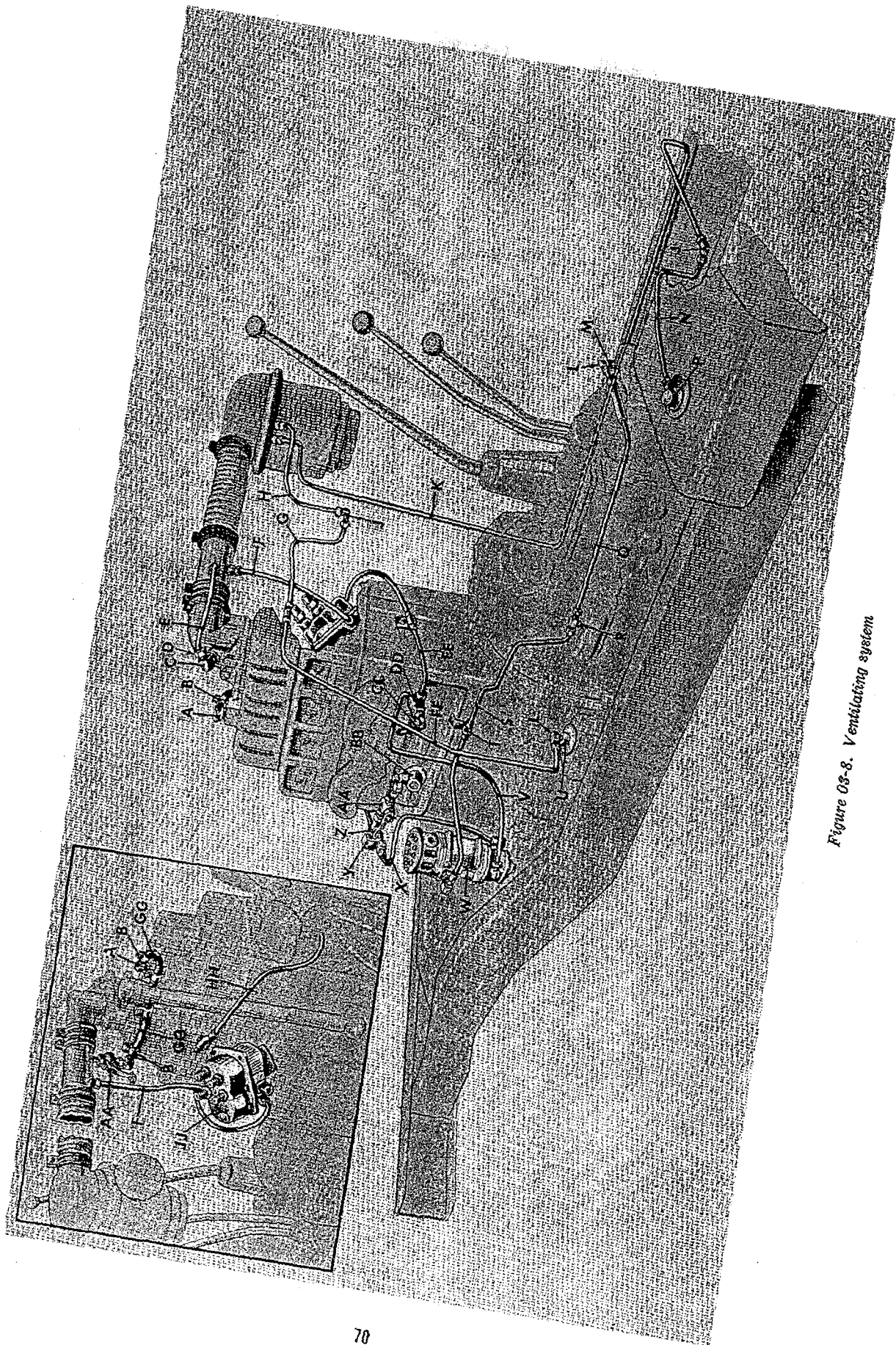


Figure 03-8. Ventilating system

Key	Item	Part No.	Group
A	-ELBOW.....	8329715	0105.2
B	-CLAMP.....	8330945	0304.1
C	-ELBOW.....	8677538	0304.5
D	-NUT.....	142431	0304.5
E	-LINE, ASSY.....	8677523	0304.5
F	-LINE, ASSY.....	8673356	0304.5
G	-LINE, ASSY.....	8677028	0304.5
H	-LINE, ASSY.....	8677619	0304.5
J	-ELBOW.....	325200	0304.5
K	-LINE, ASSY.....	WO-807810	0304.5
L	-ELBOW.....	137420	0304.5
M	-COUPLING.....	7375128	0304.5
N	-LINE, ASSY.....	WO-807811	0304.5
P	-VALVE.....	8332556	0304.5
Q	-LINE, ASSY.....	8329638	0304.5
R	-UNION.....	137412	0304.5
S	-LINE, ASSY.....	8329640	0304.5
T	-CLIP.....	5229645	2202
U	-CAP.....	7411069	1204.1
V	-LINE, ASSY.....	8330238	2202
W	-PUMP, ASSY.....	8720570	0302.1
X	-LINE, ASSY.....	8329606	0304.5
Y	-ELBOW.....	8329637	0304.5
Z	-VALVE, ASSY.....	5336400	0304.5
AA	-VALVE, ASSY.....	7410836	{0106.5 0304.5}
BB	-VENTILATOR, ASSY.....	7371286	0106.5
CC	-LINE, ASSY.....	8332076	2202
DD	-TEE.....	178910	2202
EE	-LINE, ASSY.....	8673357	0304.5
FF	-LINE, ASSY.....	WO-806428	0304.5
GG	-HOSE.....	8332675	0304.1
HH	-LINE, ASSY.....	8329639	0304.5
JJ	-DISTRIBUTOR, ASSY.....	7358569	0604.1

Figure 08-8. Ventilating system—legend

KEY ITEM	PART NO	GROUP
A-SCREW	159592	03045
B-VALVE	8332556	03045
C-GASKET	ACK:DK149	0309
D-SCREW W/LOCKWASHER	8332077	0309
E-PLATE ASSY	8677508	0309
F-NUT	920261	0309
G-WASHER	220267	0309
H-SCREW	932864	0309
I-PLATE ASSY	8677525	0309
K-ELEMENT	7351816	0309
L-PLATE	WO-802808	0309
M-SCREW	453268	0309
N-GASKET	7351315	0309
P-BOLT W/LOCKWASHER	8332324	0610
Q-UNIT	8329687	0610
R-GASKET	7375146	0610
S-BOLT	9409038	0306
T-STRAP	8329782	0306
U-ANTI-SQUEAK	8329615	0306
V-ANTI-SQUEAK	7375012	0306
W-ANTI-SQUEAK	8329613	0306
X-ANTI-SQUEAK	8329614	0306
Y-RING	1294	0306
Z-SEAL	8330946	0306
AA-TANK	8329621	0306
BB-GROMMET	7375036	0306
CC-STRAINER	8329781	0306
DD-GASKET	7375020	0306
EE-CAP ASSY	EAY-CD2618	0306

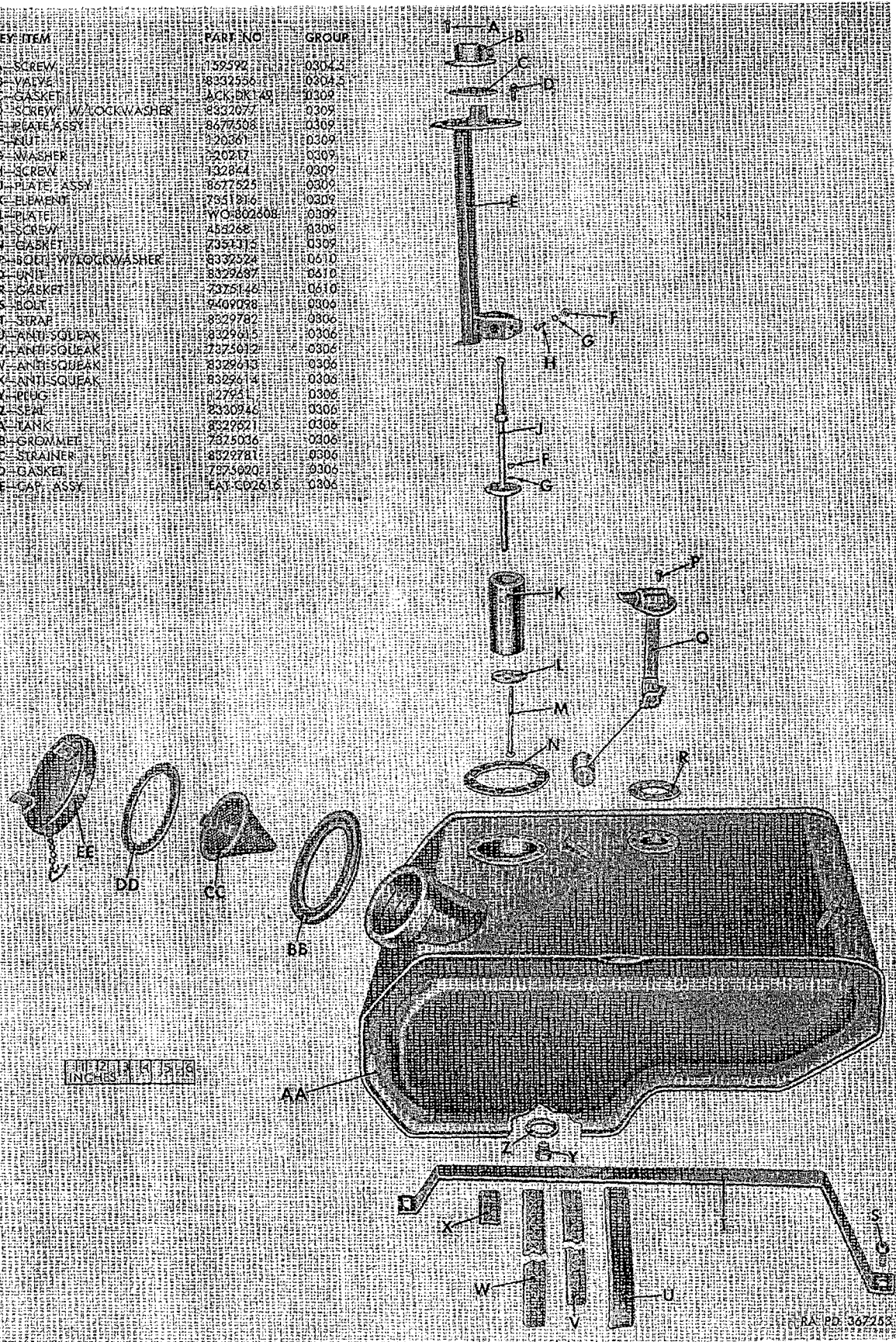


Figure 03-9. Fuel tank and related parts—exploded view




Figure 08-10. Fuel tank and related parts (M170)—exploded view




Figure 03-11. Fuel system

Key	Item	Part No.	Group
A	--LINE, ASSY	WO-809403	0306
B	--CLIP	127753	0306
C	--PLUG	148982	0306
D	--TEE	128275	0306
E	--LINE, ASSY	8329775	0306
F	--ELBOW	WO-806177	0306
G	--LINE, ASSY	WO-808925	0306
H	--BOLT	9409098	0306
J	--STRAP	8329782	0306
K	--GROMMET	7875036	0306
L	--CAP, ASSY	EAT-CD2616	0306
M	--VALVE	7946871	0306
N	--LINE, ASSY	WO-809404	0306
P	--LINE	8331933	0306
Q	--UNIT, ASSY	8329687	0610
R	--PLATE, ASSY	8677507	0309
S	--TANK	8329621	0306

Figure 03-11. Fuel system—legend




Figure 08-12. Fuel system (MI70)

(1) ILLUSTRATION NO.	(2) REFERENCE SYMBOLS	(3) FEDERAL STOCK NO.	(4) ORDNANCE STOCK NO.	(5) MFR'S PART NO.	(6) ORDNANCE PART NO.	(7) DESCRIPTION	(8) QUANTITY INCORPORATED IN UNIT	(9) UNIT OF ISSUE
GROUP 03—FUEL SYSTEM								
0301—CARBURETOR								
03-1		2910-737-2500	G740-7372500	CAR-24-26 WO-116880	7372500	AXLE, float lever.....	1	ea
03-1		2910-534-6738	G507-5346738	CAR-116-13 WO-116813	A346738	BALL, check, pump discharge.....	1	ea
03-1			G740-7412959	CAR-122-64S WO-116205	7412959	BALL, fuel intake, assy.....	1	ea
03-1		2910-737-2502	G740-7372502	CAR-O-570S WO-116868	7372502	BODY, carburetor, assy.....	1	ea
03-1			G758-8329771	CAR-6-802 CAR-6-804S WO-119751	8329771	BODY, choke valve.....	1	ea
03-1			G507-5293063	CAR-101-160S WO-116892	A293063	BODY, choke valve, assy.....	1	ea
03-1			G758-8329772	CAR-1-897 CAR-1-899S WO-119750	8329772	SCREW, lock washer, fl-hd, S, zn-pltd, No. 10-32NF x $\frac{5}{16}$	6	ea
03-1			G740-7372520	CAR-1-897 CAR-1-899S WO-119750	7372520	BODY, throttle valve.....	1	ea
03-1			G758-8329773	CAR-101-149S WO-116891	8329773	BODY, throttle valve, assy.....	1	ea
03-1		5305-734-3368	G503-7343368	WO-119745 CAR-101-142S WO-116384	7343368	SCREW, lock washer, fl-hd, No. 12-28NF x $\frac{3}{4}$	3	ea
03-1	H1	5305-012-0221	H001-5148251		120221	BRACKET, choke tube, assy.....	1	ea
01-4, 03-1			G758-8329774	CAR-Y8950S WO-804826	8329774	SCREW, lock washer, fl-hd, No. 8-32NF x $\frac{5}{16}$	2	ea
01-5	H1		G758-832520 H101-0178453	WO-630004	832520 178453	SCREW, mach, rd-hd, S, cd- or zn-pltd, No. 10 (0.190)-24NC-2 x $\frac{1}{2}$	2	ea
03-1			G758-8329825	CAR-62-183 WO-119743	8329825	CARBURETOR, assy.....	1	ea
03-1	H1	012-0619	H001-4051541		120619	NUT, PLAIN, HEXAGON, lt, long, S, $\frac{3}{8}$ -24NF-2	1	ea
			G758-8329836	CAR-62-184S WO-119744 CAR-62-183S	8329836	STUD, S, cd- or zn-pltd, $\frac{3}{8}$ -16NC (2%) x $\frac{3}{8}$ -24NF-2 (5%) x $\frac{1}{16}$ (carburetor mounting)	2	ea
						CLAMP, choke control conduit.....	1	ea
						NUT, PLAIN, SQUARE, mach screw, S, cd- or zn-pltd, No. 10 (0.190)-24NC-2	2	ea
						CLAMP, choke control conduit, assy.....	1	ea

0301

(1) ILLUSTRATION NO.	(2) REFER- ENCE SYMBOLS	(3) FEDERAL STOCK NO.	(4) ORDNANCE STOCK NO.	(5) MFR'S PART NO.	(6) ORDNANCE PART NO.	(7) DESCRIPTION	(8) QUANTITY INCOR- PORATED IN UNIT	(9) UNIT OF ISSUE
GROUP 03 - FUEL SYSTEM - Continued								
0301 - CARBURETOR - Continued								
03-1		2910-495-1772	G740-7372511	CAR-208-84S WO-116907	7372511	DIAPHRAGM, metering rod, assy.....	1	ea
03-1		2910-495-1773	G740-7372512	CAR-203-35S WO-116908	7372512	DIAPHRAGM, pump, assy.....	1	ea
03-1		2910-737-2513	G740-7372513	CAR-21-95S WO-116879	7372513	FLOAT, w/LEVER, assy.....	1	ea
03-1			G758-8329826	CAR-121-222 WO-119747	8329826	GASKET, body, throttle valve.....	1	ea
03-1		2910-495-1697	G740-7372514	CAR-121-138 WO-116896	7372514	GASKET, choke valve body to float body.....	1	ea
03-1		5330-360-8007	G503-5293029	CAR-20-22 WO-116163	A293029	GASKET, float needle valve seat.....	1	ea
03-1			G741-5293030	CAR-20-35 WO-116784	A293030	GASKET, fuel inlet strainer nut.....	1	ea
03-1		2910-453-6534	G503-7373054	CAR-20-61 WO-116170	7373054	GASKET, pump passage plug.....	1	ea
03-1		2910-737-2518	G740-7372518	CAR-170-139 WO-116906	7372518	HOUSING, metering rod diaphragm.....	1	ea
03-1		2910-737-2517	G740-7372517	CAR-170-138 WO-116905	7372517	HOUSING, pump diaphragm.....	1	ea
03-1			G740-7372527	CAR-101-221S WO-116893	7372527	SCREW, lock washer, fl-hd, No. 8-32NC x 5/8.....	8	ea
03-1			G758-8329828	WO-806271	8329828	INSULATOR, throttle valve flange to manifold.....	1	ea
03-1				CAR-145-69		JET, body, choke valve.....	1	ea
03-1				CAR-48-144		JET, carburetor body.....	1	ea
03-1		2910-737-2519	G740-7372519	CAR-120-157 WO-116894	7372519	JET, metering rod.....	1	ea
03-1				CAR-61-79		LOCK, choke valve to poppet valve plug.....	1	ea
03-1				CAR-17-49		NEEDLE, intake valve.....	1	ea
03-1				CAR-15-43		NUT, strainer, fuel inlet.....	1	ea
03-1		5310-737-2521	G740-7372521	CAR-15-44S WO-116878	7372521	NUT, strainer, w/GASKET, assy.....	1	ea
03-1		5305-453-6491	G503-7378099	CAR-150-98 WO-116177	7378099	PIN, intake needle spring.....	1	ea
03-1		5315-737-2522	G740-7372522	CAR-150-139 WO-116901	7372522	PIN, metering rod sleeve.....	1	ea
03-1			G758-8329830	CAR-7-178S WO-119740	8329830	PLATE, choke valve to poppet valve, assy.....	1	ea

03-1				G503-5281457	CAR-39-10 WO-116216	A281457	SCREW, rd-hd, br, No. 3-48 x 3/16	2	ea
03-1					CAR-148-12		PLATE, choke valve to poppet valve, lower	1	ea
03-1					CAR-7-177		PLATE, choke valve to poppet valve, upper	1	ea
03-1				G758-8329831	CAR-2-134 WO-118061	8329831	PLATE, throttle valve	1	ea
03-1				G085-3005020	CAR-39-11	A346734	SCREW, rd-hd, br, No. 3-48NC x 3/16	2	ea
03-1					WO-116217		PLUG, choke shaft	1	ea
03-1					CAR-11B176	7372525	PLUG, choke valve to poppet valve plate	1	ea
03-1					WO-116876		PLUG, expansion throttle shaft	1	ea
03-1					CAR-136-17		PLUG, idle passage (rivet)	1	ea
03-1					CAR-47-23		PLUG, idle port passage (rivet)	1	ea
03-1					WO-116884	7324060	PLUG, intake, needle passage	1	ea
03-1					CAR-11B79		PLUG, passage (rivet)	2	ea
03-1					WO-116160		PLUG, pump inlet passage (rivet)	1	ea
03-1					CAR-11B108	A312057	PLUG, pump passage	1	ea
03-1					WO-116162		PLUG, strainer passage, w/GASKET, assy	1	ea
03-1					CAR-11B184		ROD, metering, assy	1	ea
03-1					WO-116875		SCREW, adjusting, throttle lever	1	ea
03-1					CAR-11B12	A281413	SCREW, idle adjustment	1	ea
03-1					WO-119741		SCREW, mach, fil-hd, S, cd- or zn-pltd, No. 8-32NC-2 x 3/16 (choke wire clamp)	1	ea
03-1					CAR-11B41	7324058	SEAL, choke shaft	1	ea
03-1					WO-116647		SEAL, dust throttle shaft	1	ea
03-1					CAR-11B124		SEAL, idle adjusting screw	1	ea
03-1					CAR-11B125S		SEAT, needle valve	1	ea
03-1					WO-116163		SHAFT, choke, w/LEVER, assy	1	ea
03-1					CAR-75-826S		SHAFT, throttle valve, w/LEVER, assy	1	ea
03-1, 7					WO-119746		SLEEVE, choke valve to poppet valve plug	1	ea
03-1					CAR-101-120		SPRING, choke valve to poppet valve plates	1	ea
03-1					WO-116651				
03-1					CAR-30A37				
03-1					WO-116883				
03-1									
03-1					CAR-163-21				
03-1					WO-116902				
03-1					CAR-163-28				
03-1					WO-116903				
03-1					CAR-163-46				
03-1					WO-116904				
03-1					CAR-25-149				
03-1					CAR-14-359S				
03-1, 7					WO-116877				
03-1					CAR-3-773S				
03-1					WO-119739				
03-1					CAR-112-12				
03-1					CAR-51-21				

03-4				G758-7971279	AC-5593764 WO-120932	7971279	ARM, rocker (used w/PUMP 8720570)	1	ea
03-4		3120-386-1436		G067-1500270	AC-1523221 WO-117138	A214741	BEARING, bushing type, rocker arm pin.	1	ea
03-2, 3		2910-737-5381		G740-7375381	AC-5592291 WO-118475	7375381	BODY, fuel section	1	ea
03-2, 4					AC-5592835 WO-119651		BODY, fuel section, w/oil SEAL, assy.	1	ea
03-2, 5		2910-737-5383		G740-7375383	AC-5592300 WO-118488	7375383	BODY, vacuum section	1	ea
03-5	H1			H001-5127361		132119	BOLT, mach, fil-hd, S, cd- or zn-pltd, No. 10-32NF-2 x $\frac{5}{8}$	8	ea
03-5	H1	5310-012-0217		H001-7025621		120217	WASHER, LOCK, med, S, cd- or zn-pltd, No. 10	8	ea
03-2				G226-5214746	AC-523259 WO-117143	A214746	CAP, diaphragm return spring	1	ea
03-4				G758-8332080	AC-5592920 WO-119848	8332080	CLIP, primer lever	1	ea
03-3		2910-701-6403		G509-7016403	AC-1538355 WO-118480	7016403	COVER, pulsator diaphragm	1	ea
03-2	H1			G742-7639125	AC-1567648 WO-118482	7539125	SCREW, mach, fil-hd, S, cd- or zn-pltd, No. 10-32NF- 2 x 1 $\frac{1}{8}$ (superseded by SCREW 132148)	10	ea
03-3	H1	013-2124		H101-0132148		132148	SCREW, mach, fil-hd, S, cd- or zn-pltd, No. 10 (0.190)- 32NF-2 x 1 $\frac{1}{4}$ (supersedes SCREW 7539125)	10	ea
03-2, 3		5310-012-0217		H001-5127371		132124	SCREW, mach, fil-hd, S, cd- or zn-pltd, No. 10-32NF- 2 x $\frac{3}{4}$	2	ea
03-2		2530-833-2534		H001-7025621	AC-5592898 WO-119867	120217	WASHER, LOCK, med, S, cd- or zn-pltd, No. 10	2	ea
03-2				G758-8332534	AC-5592893 WO-119847	8332534	DIAPHRAGM, fuel section, w/pull ROD	1	ea
					AC-1538358 WO-118477	7001905	DIAPHRAGM, pulsator, fuel pump	3	ea
		2530-833-2535		G758-8332535	AC-5592899 WO-119661	8332535	DIAPHRAGM, vacuum section, w/pull ROD (used w/PUMP 8329705)	1	ea
03-2					AC-5590460 WO-120264		DIAPHRAGM, vacuum section, w/pull ROD (used w/PUMP AC-5594069 and PUMP AC-5594260)	1	ea
03-4				G226-5214739	AC-5593181 WO-120123	A214739	GASKET, cork, 1 $\frac{1}{2}$ ID, 0.990 OD, 0.035 thk (oil seal body)	1	ea
03-5		2805-360-7697		G508-5214752	AC-1523120 WO-118491	A214752	GASKET, 0.012 thk (vacuum section valve to cover)	2	ea

(1) ILLUSTRATION NO.	(2) REFERENCE SYMBOLS	(3) FEDERAL STOCK NO.	(4) ORDNANCE STOCK NO.	(5) MFRS PART NO.	(6) ORDNANCE PART NO.	(7) DESCRIPTION	(8) QUANTITY INCORPORATED IN UNIT	(9) UNIT OF ISSUE
GROUP 03—FUEL SYSTEM—Continued								
03-2, 5		2910-360-8044	G503-5261672	ACK-CN70S GM-838263 WO-638737 AC-1411094 WO-118704	5261672	0302.1—FUEL AND VACUUM PUMP—Continued GASKET, fuel pump to cylinder block	2	ea
03-3		2910-700-1906	G671-7001906	AC-1538357 WO-118478	7001906	GASKET, fuel section valve	2	ea
03-4			G758-7010699	AC-1537811 WO-119656	7010699	GASKET, oil priming lever pin	1	ea
03-4			AC-5591830	AC-5591830 WO-118490		GASKET, ru, 0.020 thk (vacuum section valve, upper)	1	ea
03-5		5330-741-3199	G741-7418199	AC-5592251 WO-119248	7418199	GASKET, vacuum section cover	1	ea
03-2, 5			G758-8329702	AC-5590046 WO-117910	8329702	GASKET, vacuum section cover screw	1	ea
03-4			G758-8329704	AC-5592836 WO-119658	8329704	LEVER, primer, w/SHAFT, assy	1	ea
03-4			G758-8329703	AC-5592406 WO-119657	8329703	LINK, priming lever	1	ea
03-4				AC-1521906 WO-116343		LINK, rocker arm (intermediate)	1	ea
03-4				AC-1521908 WO-116344		LINK, rocker arm, left	1	ea
03-4				AC-1521907 WO-116345		LINK, rocker arm, right	1	ea
03-4			G508-5214889	AC-1522023 WO-116329	A214889	PIN, sp, S, 0.259 x 3 $\frac{1}{2}$ overall lgh (rocker arm)	1	ea
03-4			G508-5214987	AC-1521288 WO-116762	A214987	WASHER, flat, S, cd- or zn-pltd, 0.189 ID, $\frac{3}{8}$ OD, 0.042 thk	1	ea
03-5		2910-350-2383	G741-6170220	AC-1537195 WO-117152 AC-456409	B170220	PLATE, vacuum section	1	ea
03-2, 5			G758-8329705	WO-120946 AC-1539810 WO-805727 AC-5594069	8329705	SCREW, cap, hex-hd, S, cd- or zn-pltd, $\frac{1}{4}$ -28NF-3 x $\frac{3}{4}$	1	ea
						PUMP, fuel and vacuum, assy (superseded by PUMP AC-5594069)	1	ea
						PUMP, fuel and vacuum assy (supersedes PUMP 8329705) (superseded by PUMP 8720570)	1	ea

11

12 13 14 15 16 17 18 19 20

21

22 23 24 25 26 27 28 29 30



(1) ILLUSTRATION NO.	(2) REFER- ENCE SYMBOLS	(3) FEDERAL STOCK NO.	(4) ORDNANCE STOCK NO.	(5) MFR'S PART NO.	(6) ORDNANCE PART NO.	(7) DESCRIPTION	(8) QUANTITY INCOR- PORATED IN UNIT	(9) UNIT OF ISSUE
GROUP 03—FUEL SYSTEM—Continued								
0302.1—FUEL AND VACUUM PUMP—Continued								
		5310-741-0270	G507-7410270	AC-855029 WO-113631	7410270	WASHER, hex (cover, plate screw) (for diaphragm identification only) (used w/PUMP AC-5594069)	1	ea
03-4			G067-1501920	AC-1523043 WO-116347	A214743	WASHER, plain, corr-res-S, 0.365 ID, 5/8 OD, 0.010 thk (rocker arm link spacer)	2	ea
03-6				UTS-B17793		BAND, clamp	1	ea
03-6			G758-8330127	UTS-C17956 WO-119762	8330127	BODY, half, lower, assy	1	ea
03-6			G758-8330126	UTS-B17951 WO-119760	8330126	CAP, top, assy	1	ea
			G758-8330124	UTS-B17795 WO-119757	8330124	CLAMP, assy	1	ea
	H6		H006-0502911	UTS-B17793 UTS-A1453 UTS-A9896 UTS-A9894		Composed of: 1 BAND 1 NUT 1 STUD 1 WASHER	4	ea
03-6	H6		H006-0502922		502922	CLAMP, hose, S, cd- or zn-pltd, 3/4 in. (rocker arm and oil filler hoses) (superseded by CLAMP 8330945) (used on vehicles through serial No. 11389)	2	ea
01-15	H6		H106-0116574		116574	CLAMP, hose, S, cd- or zn-pltd, 2 1/4 ID (supersedes CLAMP 7036575)	2	ea
01-15; 03-8	H4	4730-360-8282	G503-7036575	WO-635097	7036575	CLAMP, hose, S, rustproof, 2 1/2 in. (air intake pipe to carburetor hose)	2	ea
03-6	H1		H004-8330945		8330945	CLAMP, hose, 2 1/2 ID (air cleaner to air intake pipe) (superseded by CLAMP 502922)	4	ea
			G758-8329642	UTS-T070D17775	8329642	CLAMP, hose (Timmerman), S, phos-ctd, 1 3/8 ID (rocker arm and oil filler hoses) (supersedes CLAMP 502911) (used on vehicles after serial No. 11389)	1	ea
			H101-9409097		9409097	CLEANER, oil bath, assy	4	ea
		2940-360-8284	G503-7327479	OKS-613306 WO-A5631	7327479	BOLT, MACHINE, assembled washer, hex-hd, split lock washer, header-pt, S, cd- or zn-pltd, 5/16-18UNC-2A x 3/8 (air cleaner and bracket to dash) CUP, oil (optional w/CUP 8330129)	1	ea

0302.1

03-6	H6	010-3865	G758-8330129	UTS-B17915 WO-119765	8330129	CUP, oil, w/HANDLE, assy (optional w/CUP 7327479).	1	ea
			G758-8330128	UTS-B17785 WO-119764	8330128	ELEMENT, filter, assy (optional w/ELEMENT OKS-613387)	1	ea
03-6			G503-0169093	OKS-613387 WO-A5630		ELEMENT, filter, assy (optional w/ELEMENT 8330128)	1	ea
03-6				UTS-A17779 WO-119763		GASKET (included in BODY 8330127)	1	ea
03-6				UTS-A17778 WO-119759		GASKET (included in RETAINER 8330125)	1	ea
03-6				UTS-A17781 WO-119761		GASKET, "O" ring (included in CAP 8330126)	1	ea
01-15			G758-8329646	WO-806441	8329646	HOSE, air intake pipe to oil filler tube, 1/2 ID, 0.082 OD, 6 lg (used on vehicles after serial No. 23359 and through serial No. 47032)	1	ea
01-15; 03-8			G758-8332675	WO-810491	8332675	HOSE, air, rubber, 2.33 ID, 2.67 OD, 0.17 thk, 1.56 lg (carburetor to air intake pipe)	2	ea
			G758-8329643	WO-806357	8329643	HOSE, ventilation, ru, braided, SAE 20 R 4, 5/4 lg, shaped (rocker arm cover to oil filler tube (1), air intake pipe to oil filler tube (1)) (used on vehicles after serial No. 47032)	1	ea
			G758-8329644	WO-807400	8329644	HOSE, ventilation, rubber, 0.500 ID 0.780 OD, 4.250 lg (air intake pipe to filler tube) (use 4.250 in. TUBING 33-T-240) (used on vehicles through serial No. 23359)	1	ea
03-6	H6	010-3877		UTS-A1453		HOSE, ventilation, rubber, 0.500 ID, 0.780 OD, 5.500 lg (rocker arm cover to oil filler tube) (use 5.500 in TUBING 33-T-240)	1	ea
			H006-0283566		103865	NUT, sp, sq, 1/4-20NC (clamp)	1	ea
						PLUG, PIPE, sq-hd, CI, 1/2 in. (optional w/PLUG 103877) (air cleaner to dash elbow tube (1), (used on vehicles after serial No. 29295) (air cleaner for fuel tank vent tube (1), (used on vehicles after serial No. 23359)	2	ea
	H6		H006-0283956		103877	PLUG, PIPE, sq-hd, S, 1/2 in. (optional w/PLUG 103865) (air cleaner to dash elbow tube (1) used on vehicles after serial No. 29295) (air cleaner for fuel tank vent tube (1) used on vehicles after serial No. 23359)	2	ea
03-6			G758-8329647	WO-806451	8329647	PRECLEANER, air, w/rain DEFLECTOR, assy.....	1	ea
03-6			G758-8330125	UTS-C17961 WO-119758	8330125	RETAINER, w/GASKET, assy.....	1	ea

(1) ILLUSTRATION NO.	(2) REFERENCE SYMBOLS	(3) FEDERAL STOCK NO.	(4) ORDNANCE STOCK NO.	(5) MFR'S PART NO.	(6) ORDNANCE PART NO.	(7) DESCRIPTION	(8) QUANTITY INCORPORATED IN UNIT	(9) UNIT OF ISSUE
GROUP 03—FUEL SYSTEM—Continued								
0304.1—AIR CLEANER AND CONNECTIONS								
—Continued								
						SHIELD, splash generator regulator (M38A1)	1	ea
	H1	018-7979	G758-8329648 H101-0187979	WO-806185	8329648 187979	BOLT, INTEGRAL, ext-teeth-lock washer, hex-hd, S, cd- or zn-pltd, 1/4-20NC-2 x 3/4 (generator regulator to shield to frame—subgroup 0602)		
	H1	5305-017-2427	H101-0172427		172427	SCREW, TAPPING, THREAD CUTTING, hex-hd, fluted-taper-pt, S, cd- or zn-pltd, 1/4-20NC-2 x 1/2 (optional w/SCREW 448445)	1	ea
	H1	5310-012-0386	H001-7045531		448445	SCREW, tapping, hex-hd, S, cd- or zn-pltd, 1/4-20NC-2 x 1/2 (optional w/SCREW 172427)	1	ea
	H1	5305-017-2427	H101-0172427	WO-809885	172427	WASHER, FLAT, S, cd- or zn-pltd, 5/16 ID, 3/4 OD, 0.065 thk	1	ea
	H1	5305-012-0386	H001-7045531		448445	SHIELD, splash (welded) air cleaner (M170)	1	ea
	H7	5310-012-0386	H001-7045531		120386	SCREW, TAPPING, THREAD CUTTING, hex-hd, fluted taper-pt, S, cd- or zn-pltd, 1/4-20NC-2 x 1/2 (optional w/SCREW 448445)	3	ea
03-6				UTS-A9896		SCREW, tapping, hex-hd, S, cd- or zn-pltd, 1/4-20NC-2 x 1/2 (optional w/SCREW 172427)	1	ea
03-6				UTS-A9894		WASHER, FLAT, plain, S, cd- or zn-pltd, 5/16 ID, 3/4 OD, 0.065 thk (splash shield to frame)	3	ea
					33-T-240	STUD, eye, sp, S, 1/4-20NC (1 1/2) x 3/8 (clamp)	1	ea
						TUBING, ru, compounded, heavy wall, 1/2 ID, 1/2 wall thk	1	ft
						WASHER, sp, sg, S, 1 1/4 ID, 1/2 OD, 0.0375 thk (clamp)	1	ea
01-16				AC-1543013 WO-120087 WO-806449		0304.5—UNDERWATER VENT SYSTEM	1	ea
					8677432	BODY, metering valve, vent, crankcase	1	ea
	H1		H101-9409110		9409110	BRACKET, support, lower (vent dual control conduit) (used on vehicles through serial No. 23359)	1	ea
	H6		H006-0210030		144035	BOLT, assembled washer, hex-hd, split lock washer, S, cd- or zn-pltd, 3/8-16UNC-2A x 5/8	1	ea
01-16				WO-800978	8329641	BUSHING, pipe, shoulder, MI, glvd, 1/4 x 1/8 (nipple to crankcase shut off valve)	1	ea
	H6		G758-8329641		502925	CLAMP, hose, 3 1/8 ID (precleaner to air cleaner) (superse- ded by CLAMP 502925)	1	ea
03-6						CLAMP, hose, S, cd- or zn-pltd, 3 ID (superse- des CLAMP 8329641)	1	ea

01-15				WO-11386	8393078		CLIP, closed, S, cd- or zn-pltd, 1 $\frac{3}{4}$ hole for No. 10 screw (dual control conduit to bracket) (used on vehicles through serial No. 23359)	1	ea
01-15	H1	012-0361	H001-4135661		120361		NUT, mach screw, hex, S, cd- or zn-pltd, No. 10 (0.190)-24NC-2	1	ea
01-15	H1		H101-0454783		454783		SCREW, assembled washer, cross-recess-pan-hd, int-teeth lockwasher, header-pt, S, cd- or zn-pltd, No. 10 (0.190)-24NC-2A x $\frac{1}{2}$	1	ea
	H4		H004-0327696		120522		CLIP, closed, S, cd- or zn-pltd, $\frac{5}{8}$ OD tube, hole for $\frac{1}{4}$ bolt (distributor vent tube to tee)	1	ea
	H1		H101-9409106		9409106		BOLT, MACHINE, assembled washer, hex-hd, split lock washer, S, cd- or zn-pltd, $\frac{1}{4}$ -20UNC-2 x $\frac{1}{2}$	1	ea
	H4		H104-0192107		192107		CLIP, closed, S, cd- or zn-pltd, $\frac{5}{8}$ OD tube, hole for $\frac{5}{8}$ bolt (crankcase vent tube to water pump)	1	ea
		5340-704-7998	G740-7047998	WO-A5449	7047998		CLIP, open, $\frac{5}{8}$ dia, hole for No. 10 screw (tee to union vent tube to dash (1), master cylinder vent tube to dash (1), used on vehicles through serial No. 29295) (fuel tank elbow to vent tube to dash (1), used on vehicles through serial No. 23359)	3	ea
	H1		H101-0454783		454783		SCREW, assembled washer, cross-recess-pan-hd, int-teeth lock washer, header-pt, S, cd- or zn-pltd, No. 10 (0.190)-24NC-2A x $\frac{1}{2}$	2	ea
	H2		H002-8329624		8329624		CLIP, open, S-type, S, cd- or zn-pltd, $\frac{5}{8}$ dia tubes (fuel tank fuel line to fuel tank vent line) (used on vehicles through serial No. 23359)	4	ea
	H5		H005-0820644		17-C-18035-40		CONDUIT, flex, non-metallic, $\frac{3}{8}$ OD (loom)	1	ft.
03-4		2910-737-5063	G740-7375063	WO-800847	7375063		CONNECTOR, ball check, $\frac{3}{8}$ tube (fuel pump) (used on vehicles through serial No. 23359)	1	ea
03-6	H6		H006-0214310		137404		CONNECTOR, flared tube, inverted, br, $\frac{3}{8}$ tube, $\frac{1}{8}$ male pipe end (optional w/CONNECTOR 148072) (air cleaner to dash elbow tube (1) used on vehicles through serial No. 29295) (in air cleaner for fuel tank vent tube (1) used on vehicles through serial No. 23359)	2	ea
	H6		G740-7348568	WH-100-23123 WH-802665	7348568		CONNECTOR, flared tube, inverted, br, $\frac{3}{8}$ in. (distributor vent tube to tee)	1	ea
			H006-0214522		148072		CONNECTOR, flared tube, inverted, S, cd- or zn-pltd, $\frac{3}{8}$ tube, $\frac{1}{8}$ male pipe end (optional w/CONNECTOR 137404) (air cleaner to dash elbow tube (1) used on vehicles through serial No. 29295) (in air cleaner for fuel tank vent tube (1) used on vehicles through serial No. 23359)	2	ea
18-6			G758-8329636	WO-806445	8329636		CONTROL, dual, ventilation, assy (used on vehicles through serial No. 23359)	1	ea
		5310-703-2607	G740-7032607	WO-801085	7032607		NUT, hex, S, cd- or zn-pltd, $\frac{5}{8}$ -18NF	1	ea
		5310-703-2605	G740-7032605	WO-801084	7032605		WASHER, lock, ext-teeth, S, cd- or zn-pltd, $\frac{5}{8}$ in.	1	ea

(1) ILLUSTRATION NO.	(2) REFERENCE SYMBOLS	(3) FEDERAL STOCK NO.	(4) ORDNANCE STOCK NO.	(5) MFR'S PART NO.	(6) ORDNANCE PART NO.	(7) DESCRIPTION	(8) QUANTITY INCORPORATED IN UNIT	(9) UNIT OF ISSUE
GROUP 03—FUEL SYSTEM—Continued								
03-8		4780-787-5128	G740 7875128	WO-801081	7375128	0304.5—UNDERWATER VENT SYSTEM—Continued COUPLING, transfer case air vent line (used on vehicles through serial No. 23359)	1	ea
03-8	H6		H006-0260846		187420	ELBOW, flared tube, inverted, 90 deg, br, 3/8 tube, 1/8 male pipe end (transfer case vent coupling (1) used on vehicles through serial No. 23359) (master cylinder to vent tube (1) used on vehicles through serial No. 29295) (distributor vent tube to tee (1))	3	ea
03-8	H6		H006-0825200		325200	ELBOW, flared tube, inverted, slight, 90 deg, br, 3/8 in. (at dash panel (1) used on vehicles through serial No. 29295), (fuel tank line and air cleaner line (1) used on vehicles through serial No. 23359)	2	ea
01-15; 03-8				WH 103-40004 WO-807711	8677588	ELBOW, pipe, automotive, street, 90 deg, extruded br or S, cd- or zn-pltd, 1/4 male pipe end (vent line) (used on vehicles through serial No. 23359)	1	ea
01-16; 03-8			G758-8329637	WO-807430	8329637	ELBOW, pipe, reducing, 90 deg, S, cd- or zn-pltd, 1/4 x 1/8 (vent valve to vacuum tube tee)	1	ea
03-6			G758-8329645	WO-806186	8329645	HOSE, flexible (air intake) (air cleaner to air intake pipe).	1	ea
01-15; 01-16				ANB-8X3		LEVER, crankcase ventilation valve.	1	ea
03-8				WO-806446	8677619	LINE, air cleaner to elbow assy (at dash) (used on vehicles through serial No. 29295)	1	ea
					142431	Composed of:		
					44-T-5080-10	2 NUT		
						1 TUBE (22 1/2 in. lg)		
03-8				WO-807810		LINE, air cleaner to fuel tank elbow, assy	1	ea
					17-C-18085-40	Composed of:		
						5 CONDUIT (1 in. lg)		
					17-C-18085-40	1 CONDUIT (3 in. lg)		
					187396	2 NUT		
					44-T-5319-55	1 TUBE (86 in. lg)		
03-8			G758-8329638	WO-807495	8329638	LINE, bell housing tee to transfer case elbow, assy (pressure) (use on vehicles through serial No. 23359)	1	ea
						Composed of:		

01-15; 03-8	WO-806447	17-C-18035-40 187396 44-T-5319-55 8677523 142431 44-T-5080-10 8673356 142431 44-T-5080-10 8679357 142431 44-T-5080-10 8677028 142431 44-T-5080-10	1 CONDUIT (6 in. lg) 2 NUT 1 TUBE (23 1/8 in. lg) LINE, carburetor ventilator, assy Composed of: 2 NUT 1 TUBE (9 1/16 in. lg) LINE, distributor to air cleaner tube, assy Composed of: 2 NUT 1 TUBING (13 in. lg) LINE, distributor to vacuum line tee, assy Composed of: 2 NUT 1 TUBE (26 in. lg) LINE, elbow to union, assy* (at dash) (used on vehicles through serial No. 29295) Composed of: 2 NUT 1 TUBE (16 1/2 in. lg)	1 1 1 1 1 1 1 1 1 1 1 1 1	ea ea ea ea ea ea ea ea ea ea ea ea ea
03-8	WO-806420	17-C-18035-40 17-C-18035-40 137396 44-T-5319-55	1 CONDUIT (18 in. lg) 1 CONDUIT (7 1/4 in. lg) 2 NUT 1 TUBE (31 in. lg)	1 1 1 1	ea ea ea ea
03-8	WO-A12935	142431 17-C-18035-40 17-C-18035-40 17-C-18035-40 44-T-5080-10	LINE, fuel tank to elbow, assy (at tank) (used on vehicles after serial No. 22336 and through serial No. 23359) Composed of: 2 NUT 1 CONDUIT (16 7/8 in. lg) 1 CONDUIT (7 1/4 in. lg) 1 TUBE (30 3/4 in. lg)	1 1 1 1 1	ea ea ea ea ea
03-8	WO-807811	17-C-18035-40 17-C-18035-40 137396 44-T-5319-55	LINE, fuel tank to elbow, assy (at tank) (used on vehicles through serial No. 22336) Composed of: 1 CONDUIT (18 in. lg) 1 CONDUIT (7 1/4 in. lg) 2 NUT 1 TUBE (31 in. lg)	1 1 1 1	ea ea ea ea
03-8	WO-808926	142431 17-C-18035-40 17-C-18035-40 44-T-5080-10	LINE, fuel tank to elbow, assy (at tank) (used on vehicles after serial No. 22336 and through serial No. 23359) Composed of: 2 NUT 1 CONDUIT (16 7/8 in. lg) 1 CONDUIT (7 1/4 in. lg) 1 TUBE (30 3/4 in. lg)	1 1 1 1	ea ea ea ea

(1) ILLUSTRATION NO.	(2) REFERENCE SYMBOLS	(3) FEDERAL STOCK NO.	(4) ORDNANCE STOCK NO.	(5) MFR'S PART NO.	(6) ORDNANCE PART NO.	(7) DESCRIPTION	(8) QUANTITY INCORPORATED IN UNIT	(9) UNIT OF ISSUE
03-8				WO-806428		GROUP 03—FUEL SYSTEM—Continued 0304.5—UNDERWATER VENT SYSTEM—Continued LINE, master cylinder to union, assy (at dash) (used on vehicles through serial No. 29295) Composed of: 2 NUT 1 TUBE (29 in. lg)	1	ea
03-8			G758-8329640	WO-807700	142431 44-T-5080-10 8329640	LINE, vacuum pump to bell housing tee, assy (pressure) (used on vehicles through serial No. 23359) Composed of: 2 NUT 1 TUBE (27 1/2 in. lg)	1	ea
03-8			G758-8329606	WO-806064	137396 44-T-5319-55 8329606	LINE, vacuum pump to crankcase vent tee, assy..... Composed of: 2 NUT 1 TUBE (16 in. lg)	1	ea
03-8			G758-8329639	WO-806359	137398 44-T-5319-65 8329639	LINE, vent, crankcase, assy (vent valve tee to manifold tee) Composed of: 2 NUT 1 TUBE (23 in. lg)	1	ea
01-15		4730-492-5042	G740-7047970	WO-A17445	7047970	LOOM, split, 3/8 ID, 1 in. lg (tube clip at dash (1), pressure tube at valve cover (1) (distributor vent tube to cylinder block rear (1)) (used on vehicles through serial No. 29295)	3	ea
01-16	H6		H006-0229209	WO-A17122	192082	NIPPLE, hose, 1/4 std taper pipe thd, 1 lg (vent valve hose connection (1) crankcase vent valve (1)) (used on vehicles through serial No. 23359)	2	ea
01-16	H6	4730-019-2050	H006-0229219		192050	NIPPLE, pipe, std, cd- or zn-pltd, 1/8 x 3/4 (close) (crankcase vent shut-off valve to valve spring cover reducer)	1	ea
01-15, 16				ANB-3X11		NIPPLE, pipe, S, std, cd- or zn-pltd, 1/4 x 1/8 (close) (vent valve to shut-off valve) NUT, crankcase ventilation valve.....	1	ea

03-8	H6	014-2431	H006-0230209	142431	NUT, inverted flared tube fitting, br, $\frac{3}{16}$ in. (used on vehicles through serial No. 22336 (20) through serial No. 23359 (14), through serial No. 29295 (12), after serial No. 29295 (6))	20	ea
	H6	014-2427	H006-0230208	142427	NUT, inverted, flared tube fitting, br, $\frac{3}{16}$ in. (optional w/NUT 137398)	4	ea
	H6		H006-0230308	137396	NUT, inverted flared tube fitting, S, cd- or zn-pltd, $\frac{3}{16}$ in. (used on vehicles through serial No. 22336 (2), through serial No. 23359 (6))	6	ea
	H6		H006-0230311	137398	NUT, inverted, flared tube fitting, S, cd- or zn-pltd, $\frac{3}{16}$ in. (optional w/NUT 142427)	4	ea
01-15, 16	H1		H101-0119981	119981	PIN, cotter, split, S, pltd, $\frac{1}{16}$ x $\frac{3}{16}$ (crankcase ventilation valve) (used on vehicles through serial No. 23859)	2	ea
01-15, 16		2805-737-2554	G740-7372554	7372554	PIN, SWIVEL, control wire (crankcase ventilation, valve) (used on vehicles through serial No. 23359)	2	ea
01-15			WO-806433	8677521	PIPE, air intake, w/BRACKET (used on vehicles through serial No. 23359)	1	ea
01-2, 3, 4			WO-809246	8332084	PIPE, air intake, w/BRACKET and CLIP, assy (used on vehicles after serial No. 23359)	1	ea
			WO-806435	8329634	PIPE, air intake, w/vent VALVE and BRACKET, assy (used on vehicles through serial No. 23359)	1	ea
01-16			AC-1542836 WO-120090 WO-648452	B246309	RETAINER, valve, metering, vent, crankcase.....	1	ea
01-15, 16	H1	013-2684	H101-0132684	132684	RING, ru, $\frac{1}{8}$ ID, $1\frac{1}{2}$ OD, $\frac{3}{8}$ dia thk (air intake support).	1	ea
01-15, 16	H1	5310-012-0391	H001-7043621	120391	SCREW, mach, rd-hd, S, cd- or zn-pltd, No. 6-32NC-2 x $\frac{3}{8}$ (crankcase ventilation valve) (used on vehicles through serial No. 23359)	2	ea
01-16			G749-5291787	5291787	WASHER, FLAT, plain, S, cd- or zn-pltd, $\frac{7}{8}$ ID, $\frac{1}{2}$ OD, 0.049 thk	2	ea
	H6		H006-0235820	143483	SPRING, metering valve, vent, crankcase.....	1	ea
	H7		H007-0218040	44-T-5080-10	TEE, flared tube, inverted, br, $\frac{3}{8}$ tube, $\frac{1}{8}$ male pipe side (vent tube to reducing elbow)	1	ea
	H7		H007-0881850	44-T-5319-55	TUBING, cop, seamless, soft annealed, size $\frac{3}{8}$ in., OD 0.188 in., thickness of wall 0.035 in.	1	ft
	H7		H007-0881856	44-T-5319-65	TUBING, S, cold drawn, rd, $\frac{3}{8}$ OD, 0.028 wall thk.....	1	ft
03-8	H6		H006-0391110	137412	TUBING, S, cold drawn, rd, $\frac{3}{8}$ OD, 0.028 wall thk.....	1	ft
03-8		2910-741-0836	G740-7410836	7410836	UNION, flared tube, inverted, br, $\frac{3}{16}$ in (at dash) (used on vehicles through serial No. 29295)	2	ea
03-8, 9			G741-8382556	8382556	VALVE, control, w/PIN, assy (used on vehicles through serial No. 23359)	1	ea
03-9	H1	5305-015-9592	H101-0159592	159592	VALVE, fuel tank.....	1	ea
			ANB-SK971 WO-804277 EAT-IE2322 WO-807166		SCREW, mach, cross-recess-pan-hd, S, cd- or zn-pltd, No. 8-32NC-2 x $\frac{1}{2}$	6	ea

0304.5

(1)	(2)	(3)	(4)	(5)	(6)	(7)	(8)	(9)
ILLUSTRATION NO.	REFERENCE SYMBOLS	FEDERAL STOCK NO.	ORDNANCE STOCK NO.	MFR'S PART NO.	ORDNANCE PART NO.	DESCRIPTION	QUANTITY INCORPORATED IN UNIT	UNIT OF ISSUE
						GROUP 03—FUEL SYSTEM—Continued		
01-16				AC-1542887 WO-120088	A291788	0304.5—UNDERWATER VENT SYSTEM—Continued VALVE, metering, vent, crankcase.....	1	ea
01-16; 03-8		2940-360-7930	G740-5336400	AC-1543018 WO-A6895	5336400	VALVE, metering, vent, crankcase, assy.....	1	ea
01-15, 16		4820-737-2752	G742-7372752	ANB-SK950 WO-804276	7372752	VALVE, shut-off, crankcase ventilation, assy (used on vehicles through serial No. 23359) (use HOSE 8332085 after serial No. 23359, subgroup 0106.5) WASHER, crankcase ventilation valve.....	2	ea
01-15, 16				ANB-2X62			1	ea
						0306—FUEL TANK AND LINES		
03-9			G758-8329614	WO-807331	8329614	ANTI-SQUEAK, fuel tank (1 wide x 3½ lg) (M38A1)	2	ea
03-9			G738-8329615	WO-807330	8329615	ANTI-SQUEAK, fuel tank (1 wide x 12 lg) (M38A1)	2	ea
03-9		2910-737-5012	G740-7375012	WO-801561	7375012	ANTI-SQUEAK, fuel tank (1 wide x 18½ lg) (M38A1)	2	ea
03-9			G758-8329613	WO-801562	8329613	ANTI-SQUEAK, fuel tank (1 wide x 23¼ lg) (M38A1)	1	ea
03-10				ACK-314-47 WO-809126		ANTI-SQUEAK, fuel tank (1 wide x 15¼ lg) (M170)	4	ea
03-10				WO-811418		ANTI-SQUEAK, fuel tank (1½ wide x 37 lg) (M170)	2	ea
			G758-8329616	EAT-IE2387 WO-806668 STN-AAB1917	8329616	CAP, filler, fuel tank, assy (includes CHAIN and CLIP) (superseded by CAP 8333722)	1	ea
03-9, 11			G744-8333722	WO-806664 EAT-CD2616 WO-905745 STN-12085A WO-905744 WO-807355	8333722	CAP, filler, fuel tank, assy (supersedes CAP 8329616) (includes CHAIN and CLIP) (use after engine serial No. 12120 and through engine serial No. 23359)	1	ea
				WO-801266		CHAIN, fuel tank cap, assy, (riveted) (includes CLIPS) (used w/CAP 8329616 and 8333722)	1	ea
				STN-CHX100		CHAIN, fuel tank cap, assy (includes CLIP) (riveted) (used w/CAP 8329616 and 8333722)	1	ea
				STN-CHX200		CHAIN, fuel tank cap, S, zn-pltd, 2 in. lg (used w/CAP 8329616)	1	ea
						CHAIN, fuel tank cap, S, zn-pltd, approx 2.31 lg (used w/CAP 8333722)	1	ea
	H4		H004-0327721		120524	CLIP, closed, S, cd- or zn-pltd, 7/8 OD tube, hole for ¼ bolt (fuel line to front floor riser) (M170)	1	ea
	H1	012-0854	H001-5417601		120854	BOLT, mach, hex-hd, S, cd- or zn-pltd, ¼-20NC-3 x 5/8	1	ea

H1	H101-0271172	H101-0271172	271172	NUT, hex, w/ext-teeth lock washer, Keps type, 1/4-20NC-2	1	ea
	G758-8329783	STN-CCX030 WO-648591	8329783	CLIP, fuel tank cap, snap, zn-pltd (used w/CAP 8329616 and 8333722)	2	ea
03-11			127753	CLIP, push on type 5/8 in. (left intermediate reinforcement (1), front crossmember (2), front floor diagonal brace (1), front floor riser (1), right frame reinforcement (1), fuel line to frame bracket (1)) (superseded by CLIP 127753)	7	ea
	H006-0260846		137420	CLIP, push on type, 5/8 in. (left intermediate reinforcement (1), front crossmember (2), front floor diagonal brace (1), front floor riser (1), right frame reinforcement (1), fuel line to frame bracket (1)) (supersedes CLIP 8329783)	7	ea
	H006-0260807		137421	ELBOW, flared tube, inverted, 90 deg, br, 3/16 tube, 1/2 male pipe end (carburetor vent) (optional w/ELBOW 189954)	1	ea
03-5	H006-0260850		137422	ELBOW, flared tube, inverted, 90 deg, br, 1/4 tube, 1/2 male pipe end (fuel pump) (vacuum section)	1	ea
03-3, 5	H006-0260933		189954	ELBOW, flared tube, inverted, 90 deg, br, 5/16 tube, 1/2 male pipe end (fuel pump) (vacuum section)	3	ea
	H106-0444038		444038	ELBOW, flared tube, inverted, 90 deg, S, cd- or zn-pltd, 3/8 tube, 1/2 male pipe end (carburetor vent) (optional w/ELBOW 137420)	1	ea
03-4			7375020	ELBOW, pipe, automotive, street, 90 deg, extruded, br, 1/2 in. (fuel pump) (vacuum section) (used on vehicles through serial No. 23359)	1	ea
03-11			7375036	ELBOW, flared tube, inverted, stght, 90 deg, br, 5/16 in. (fuel line tube to tube fitting)	1	ea
03-9			8329618	GASKET, ru, fuel tank cap, 3.530 ID, 4.3125 OD, 0.125 thk	1	ea
03-9, 11		EAT-1237 WO-801263 WO-673415 WO-806065	7375036 8329618	GROMMET, fuel tank filler neck LINE, carburetor to fuel pump Composed of: 2 NUT 1 TUBE (40 1/2 in lg), S	1 1	ea ea
	G758-8329778	WO-806172	8329778	LINE, flexible, fuel line to fuel pump (superseded by LINE 8331933)	1	ea
03-11	G758-8331933	WO-808363	8331933	LINE, flexible, fuel line to fuel pump (supersedes LINE 8329778)	1	ea
03-11	G758-8329775	WO-806141	8329775	LINE, fuel, elbow to tee, assy (M38A1) Composed of: 2 NUT 1 TUBE (80 in. lg), S	1	ea
			142427 44-T-5080-20			

0306

(1) ILLUSTRATION NO.	(2) REFERENCE SYMBOLS	(3) FEDERAL STOCK NO.	(4) ORDNANCE STOCK NO.	(5) MFR'S PART NO.	(6) ORDNANCE PART NO.	(7) DESCRIPTION	(8) QUANTITY INCORPORATED IN UNIT	(9) UNIT OF ISSUE
03-12				WO-810112		<p>GROUP 03—FUEL SYSTEM—Continued</p> <p>0306—FUEL TANK AND LINES—Continued</p> <p>LINE, fuel, elbow to tee, assy (M170)</p> <p>Composed of:</p> <p>2 NUT 1 TUBE (85 in. lg), S</p>	1	ea
			G758-8329619	WO-806158	8329619	<p>LINE, fuel tank to elbow, assy (M38A1) (superseded by LINE WO-808925) (used on vehicles through serial No. 22386)</p> <p>Composed of:</p> <p>1 LOOM, (6½ in. lg) 1 LOOM, (17½ in. lg) 2 NUT 1 TUBE (82 in. lg), S</p>	1	ea
				BY-3150-5 BY-3150-5	142427 44-T-5080-20	<p>LINE, fuel tank to elbow, assy (M170)</p> <p>Composed of:</p> <p>1 LOOM, (7¼ in. lg) 2 NUT 1 TUBE (11¼ in. lg), S</p>	1	ea
03-11				WO-808925		<p>LINE, fuel tank to elbow, assy (superseded LINE 8329619) (used on vehicles after serial No. 22336)</p> <p>Composed of:</p> <p>1 LOOM, (7 in. lg) 1 LOOM, (19¾ in. lg) 2 NUT 1 TUBE (34¼ in. lg), S</p>	1	ea
			G758-8329617	WO-806153	8329617	<p>LINE, fuel, tee to shut-off valve, assy (superseded by LINE WO-809403) (used on vehicles through serial No. 60406)</p> <p>Composed of:</p> <p>2 NUT 1 TUBE (50½ in. lg), S</p>	1	ea
				BY-3150-5 BY-3150-5	142427 44-T-5080-20			
				WO-810111				
				BY-3150-5	142427			
				BY-3150-5	44-T-5080-20			
				WO-806153	8329617			
				BY-3150-5	142427			
				BY-3150-5	44-T-5080-20			

94

03-11				WO-809403				142427 44-T-5080-20	LINE, fuel, tee to shut-off valve, assy (supersedes LINE 8329617) (used on vehicles after serial No. 60406) Composed of: 2 NUT 1 TUBE (43 1/8 in. lg), S	1	ea
				WO-806184	G758-8329777			8329777	LINE, fuel, valve to fuel pump hose, assy (superseded by LINE WO-809404) (used on vehicles through serial No. 60406) Composed of: 2 NUT 1 TUBE (5 1/2 in. lg), S	1	ea
				WO-809404				142427 44-T-5080-20	LINE, fuel, valve to fuel pump hose, assy (supersedes LINE 8329777) (used on vehicles after serial No. 60406) Composed of: 2 NUT 1 TUBE (3 3/8 in.), S	1	ea
				WO-906062 BY-3150-5	H006-0230208	014-2427		142427	LOOM, auto, asphalt finish, 5/8 ID, 1 1/4 lg (rear fuel line)	1	ea
					H006-0230311	013-7398		137398	LOOM, non-metallic, 7/4 in. lg, 0.06 approx thk NUT, inverted flared tube fitting, br, 5/8 in. (optional w/NUT 137398)	1	ft
				WO-808998					NUT, inverted flared tube fitting, S, cd- or zn-pltd, 5/8 in. (optional w/NUT 142427)	10	ea
				WO-807134	H006-0283195	012-7951		127951	PLUG, filtered ventilation (used on vehicles after serial No. 23359)	1	ea
				WO-808364	H106-0143932	014-3932		143932	PLUG, pipe, hex-hd, br, 1/4 in. (fuel tank drain) (optional w/PLUG WO-807134)	1	ea
				WO-811440	G758-8330946			8330946	PLUG, pipe, hex-hd, br, 1/4 in. (fuel tank drain) (optional w/PLUG 127951)	1	ea
				WO-807205					PLUG, pipe, sq-hd, CI, cd- or zn-pltd, 1/8 in. (used w/TFF 128275)	1	ea
				WO-807325	G758-8329781			8329781	SEAL, front floor pan and fuel tank drain plug (black sponge ru) (used on vehicles after serial No. 11638)	1	ea
					G758-8329782			8329782	SHIELD, fuel tank (MI70)	2	ea
					H101-9409098			9409098	STRAINER, fuel tank filter	1	ea
									STRAP, hold-down, fuel tank (M38A1)	1	ea
									BOLT, MACHINE, assembled washer, hex-hd, split lock washer, header-pt, S, cd- or zn-pltd, 5/16-18UNC-2A x 7/8	2	ea
				WO-811439				442828	STRAP, hold-down fuel tank, assy (MI70)	2	ea
									NUT, SELF-LOCKING, HEX, "Huglock," S, cd- or zn-pltd, 3/8-24UNF-2B 3/8 x 1 3/8	4	ea
					H001-7043741	5310-012-0394		120394	WASHER, FLAT, S, cd- or zn-pltd, 1 3/8 ID, 1 3/8 OD, 0.065 thk	4	ea

58

0306

ORDNANCE STOCK NUMBER INDEX—Continued

STOCK NO.	SUBGROUP	STOCK NO.	SUBGROUP	STOCK NO.	SUBGROUP
G758-8332574	1804	G758-8333284	1201	G758-8333425	1605
G758-8332675	0304.1	G758-8333285	1601.1	G758-8333426	2210
G758-8332677	0611	G758-8333286	1601.1	G758-8333427	2210
G758-8332928	{1504	G758-8333287	{1601.1	G758-8333428	2210
	{1601.3		{1601.3	G758-8333429	2210
G758-8333019	1601.1	G758-8333288	1601.3	G758-8333767	1601.1
G758-8333061	0900	G758-8333289	1604.1	G758-8333800	1601.3
G758-8333106	1311	G758-8333290	1604.1	G758-8376378	0607
G758-8333138	{1601.1	G758-8333291	1605	G758-8376379	0607
	{1601.3	G758-8333292	1605	G758-8376380	0607
G758-8333259	{1601.1	G758-8333293	1605	G758-8386439	2210
	{1601.3	G758-8333294	1605	G758-8386440	2210
G758-8333277	0306	G758-8333295	1605	G758-8673359	2210
G758-8333278	0401	G758-8333296	1605	G758-8720570	0302.1
G758-8333279	0401	G758-8333297	1605	G780-7418111	0104.1
G758-8333280	0610	G758-8333298	1605	G780-7418112	0104.1
G758-8333281	0613.1	G758-8333299	1605	G780-7418113	0104.1
G758-8333282	0613.1	G758-8333364	0312	G780-7418114	0104.1
G758-8333283	0900	G758-8333365	0312	G780-7418115	0104.1
		G758-8333378	1311		



03-7	H1	012-0367	G758-8329759	WO-805728	8329759	BLOCK, adjusting, throttle rod	1	ea
03-7	H1	012-0367	H001-4167521		120367	NUT, hex, lt, s-fm, S, cd- or zn-pltd, 1/4-28NF-2	2	ea
03-7	H1		H001-4417121		112726	PIN, cotter, split, S, cd- or zn-pltd, 1/8 x 1/2 (superseded by PIN 121223)	1	ea
03-7	H1		H001-4417141		121223	PIN, cotter, split, S, pltd, 1/8 x 3/4 (supersedes PIN 112726)	1	ea
03-7	H1	5310-012-0393	H001-7043711		120393	WASHER, FLAT, S, cd- or zn-pltd, 1 1/2 ID, 1 1/2 OD, 0.065 thk	1	ea
03-7			G758-8329768	WO-805479	8329768	BRACKET, bellcrank	1	ea
03-7			G758-8329767	WO-805478	8329767	BRACKET, bellcrank, w/LEVER and SPRING, assy	1	ea
				WO-806335		CONDUIT, choke control, w/GUIDE, assy	1	ea
				WO-806338		CONDUIT, throttle control, w/GUIDE, assy	1	ea
03-7, 18-6			G758-8329760	WO-806333	8329760	CONTROL, choke, assy	1	ea
03-7	H1		H101-0271193		271193	NUT, hex, lt, ext-teeth lock washer, S, cd- or zn-pltd, 3/8-24NF-2B	1	ea
03-7, 18-6			G758-8329761	WO-806337	8329761	CONTROL, throttle, assy	1	ea
03-7	H1		H101-0271193		271193	NUT, hex, lt, ext-teeth lock washer, S, cd- or zn-pltd, 3/8-24NF-2B	1	ea
		5325-737-5129	G740-7375129	WO-800804	7375129	GROMMET, ru, split, 3/8 in (in dash) (choke control cable (1), throttle control cable (1)) (supersedes GROMMET 120013)	2	ea
		3250-737-5064	G740-7375064	WO-800803	7375064	GROMMET, ru, split, 3/8 ID, 2 1/2 x 1/8 groove dia (in dash for choke, throttle and dual controls) (superseded by GROMMET 120013)	1	ea
	H2		H102-0120013		120013	GROMMET, split, ru, 3/8 ID, 3 1/2 x 1/8 groove dia (supersedes GROMMET 7375064) (superseded by GROMMET 7375129)	1	ea
03-7		5340-737-5114	G740-7375114	WO-650482	7375114	HINGE, accelerator pedal	1	ea
				WO-806334		KNOB, choke control, w/PLUNGER and WIRE, assy	1	ea
				WO-806339		KNOB, throttle control, w/PLUNGER and WIRE, assy	1	ea
				WO-806953		LEVER, accelerator bell crank w/BUSHING (lower) (used on vehicles through serial No. 11097)	1	ea
03-7			G758-8330947	WO-808333	8330947	LEVER, accelerator bell crank, w/BUSHING (lower) (used on vehicles after serial No. 11097)	1	ea
03-7	H1		H001-4417141		121223	PIN, cotter, split, S, pltd, 1/8 x 3/4	1	ea
03-7	H1	5310-012-0393	H001-7043711		120393	WASHER, flat, S, cd- or zn-pltd, 1 1/2 ID, 1 1/2 OD, 0.065 thk	2	ea
03-7			G758-8329769	WO-805480	8329769	LEVER, accelerator bellcrank, w/SHAFT (upper)	1	ea
03-7	H1		H001-4417141		121223	PIN, cotter, split, S, pltd, 1/8 x 3/4	2	ea
		5310-782-4835	G503-7324835	WO-51662	7324835	WASHER, FLAT, S, No. 8 (superseded by WASHER 502243)	1	ea
03-7	H1		H101-0502243		502243	WASHER, FLAT, S, cd- or zn-pltd, 1 1/2 ID, 3/8 OD, 0.035 thk (supersedes WASHER 7324835)	1	ea
03-7	H1	5310-012-0392	H001-7043681		120392	WASHER, FLAT, S, cd- or zn-pltd, 3/8 ID, 3/8 OD, 0.065 thk	1	ea

(1) ILLUSTRATION NO.	(2) REFERENCE SYMBOLS	(3) FEDERAL STOCK NO.	(4) ORDNANCE STOCK NO.	(5) MFR'S PART NO.	(6) ORDNANCE PART NO.	(7) DESCRIPTION	(8) QUANTITY INCORPORATED IN UNIT	(9) UNIT OF ISSUE
GROUP 03—FUEL SYSTEM—Continued								
0312—ACCELERATOR HAND THROTTLE, AND CHOKE CONTROL—Continued								
03-7, 18-6			G758-833364	WO-810592 WO-805545	8333364 8677501	PEDAL, accelerator (supersedes PEDAL 8677501) PEDAL, w/HINGE and LINK, assy (superseded by PEDAL 8333364)	1 1	ea ea
03-7	H1	015-5937	H101-0155937		155937	BOLT, MACHINE, cross-recess-fl-hd, S, cd- or zn-pltd, No. 10-24NC-2 x 1/2	2	ea
03-7	H1		H101-0271166		271166	NUT, hex, ext-teeth lock washer, S, cd- or zn-pltd, No. 10-24NC-2A	2	ea
03-7			G758-8329762	WO-805546	8329762	PEDAL, accelerator, w/LINK, assy (part of PEDAL 8677501) (superseded by PEDAL 8333364)	1	ea
03-7	H1		H001-4417141		121223	PIN, cotter, split, S, pltd, 1/6 x 3/4	1	ea
03-7		5315-737-5112	G740-7375112	WO-650484 WO-803357	7375112	PIN, hinge, 2 5/8 x 1/4 dia	1 1	ea ea
03-7		2540-737-5392	G740-7375392	WO-800783	7375392	PLATE, retracting spring clip	1	ea
03-7	H1		H001-4185561		124920	REST, foot, accelerator (superseded by BOLT 425899 listed in subgroup 1805) (used on vehicles through serial No. 34021)	1	ea
03-7		012-4920	G758-8329765	WO-806952	8329765	NUT, jam, hex, lt, s-fin, S, cd- or zn-pltd, 5/16-24NF-2.	1	ea
03-7	H1		H001-4417141		121223	ROD, accelerator (bellcrank link)	1	ea
03-7		5310-732-4835	G503-7324835	WO-51662	7324835	PIN, cotter, split, S, pltd, 1/6 x 3/4 WASHER, FLAT, S, No. 8 (superseded by WASHER 502243)	1 1	ea ea
03-7	H1		H101-0502243		502243	WASHER, FLAT, S, cd- or zn-pltd, 1/8 ID, 3/8 OD, 0.035 thk (supersedes WASHER 7324835)	1	ea
03-7			G758-833365	WO-805547 WO-805548 WO-810557	8680895 8677502 8333365	ROD, connector, accelerator, assy (includes DISC and SOCKET) (superseded by ROD 8333365) ROD, connector, accelerator ROD, connector, accelerator, assy (supersedes ROD 8630895)	1 1 1	ea ea ea
03-7			G758-8329763	WO-807176	8329763	Composed of: 1 BLOCK	1	ea
03-7	H1		H001-4417141		120367	1 NUT	1	ea
03-7			G503-7324835	WO-51662	7324835	1 ROD	1	ea
03-7			H101-0502243		502243	ROD, throttle (accelerator bellcrank to carburetor) PIN, cotter, split, S, pltd, 1/6 x 3/4 WASHER, FLAT, S, No. 8 (used on vehicles through serial No. 42774) (superseded by WASHER 502243) WASHER, FLAT, S, cd- or zn-pltd, 1/8 ID, 3/8 OD, 0.035 thk (supersedes WASHER 7324835)	1 2 2 2	ea ea ea ea

03-7									1	ea
03-7		2510-736-1994	G503-7361994	WO-646073	7361994			SEAL, floor, accelerator pedal rod.....	1	ea
			G758-8329770	WO-805483	8329770			SPRING, accelerator bellcrank lever, upper (4.0 lb compression)	1	ea
		5340-737-1454	G503-7371454	WO-650483	7371454			SPRING, accelerator pedal hinge (used on vehicles through serial No. 76674)	1	ea
			G758-8329764	WO-806950	8329764			SPRING, retracting, accelerator pedal (superseded by SPRING 8330948)	1	ea
03-7			G758-8330948	WO-803358	8330948			SPRING, retracting, accelerator pedal (supersedes SPRING 8329764)	1	ea
			G503-7371193	WO-372438	7371193			STOP, throttle wire.....	1	ea
	H1	012-2159	H001-5147511		122159			SCREW, mach, rd-hd, S, cd- or zn-pltd, No. 8 (0.164)- 32NC-2 x 1/4	1	ea
03-7		2540-737-1194	G503-7371194	WO-A8884	7371194			STOP, throttle wire, w/SCREW, assy.....	1	ea

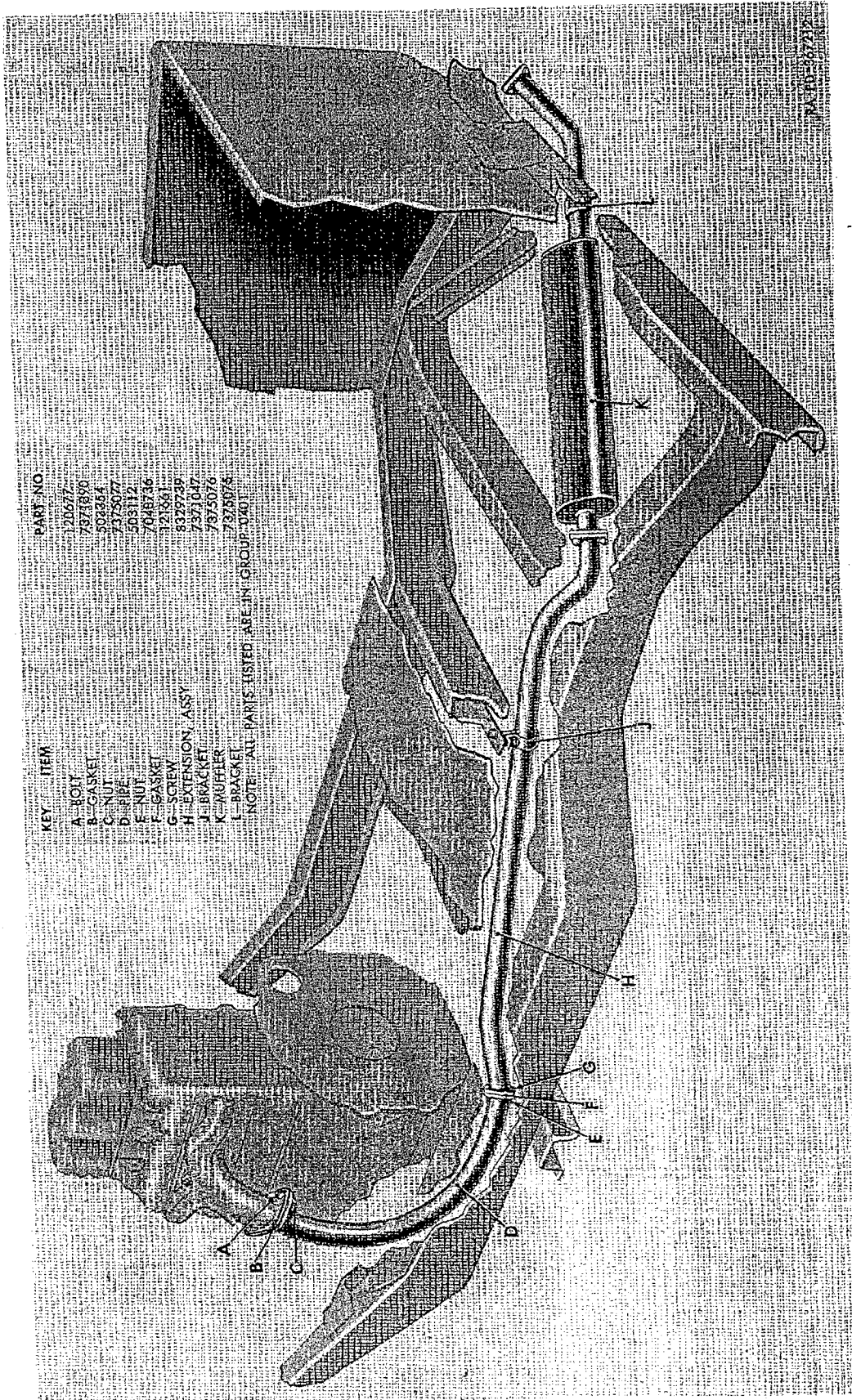
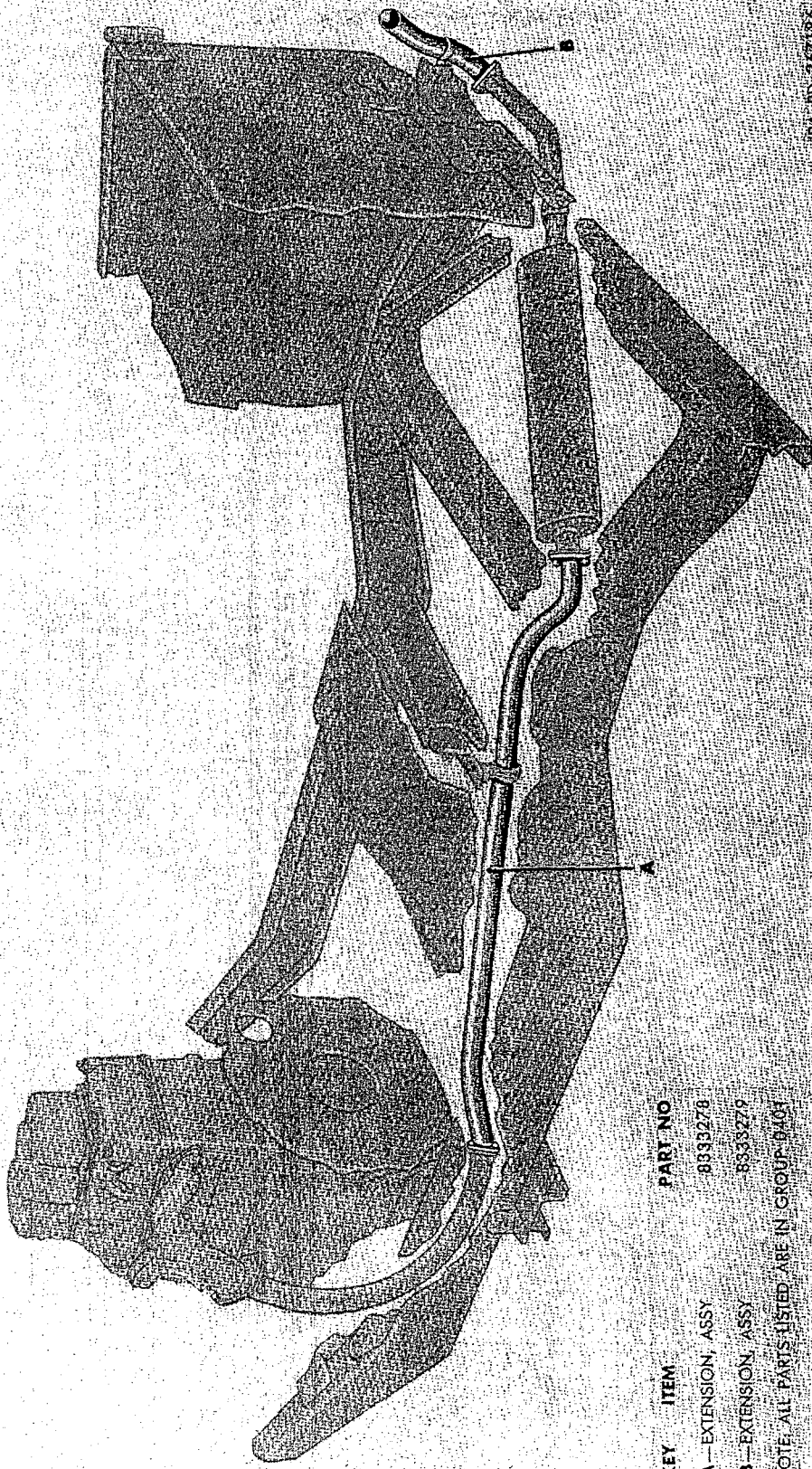


Figure 04-1. Exhaust system



KEY	ITEM	PART NO
A	EXTENSION, ASSY	9833278
B	EXTENSION, ASSY	9833279

NOTE: ALL PARTS LISTED ARE IN GROUP B404

RA ED 167 96

Figure 04-2. Exhaust system (M170)

(1) ILLUSTRATION NO.	(2) REFERENCE SYMBOLS	(3) FEDERAL STOCK NO.	(4) ORDNANCE STOCK NO.	(5) MFR'S PART NO.	(6) ORDNANCE PART NO.	(7) DESCRIPTION	(8) QUANTITY INCORPORATED IN UNIT	(9) UNIT OF ISSUE
GROUP 04—EXHAUST SYSTEM								
0401—MUFFLER AND EXHAUST PIPE								
04-1		2990-737-1047	G503-7371047	WO-A15498	7371047	BRACKET, mounting, exhaust pipe extension	1	ea
04-1	H1	050-3112	H101-0503112		503112	NUT, PLAIN, hex, lt, thk, s-fin, S, seize-proof-ctd-thd 5/16-24NF-2	2	ea
04-1	H1		H001-5419781		123473	SCREW, cap, hex-hd, S, cd- or zn-pltd, 5/16-24NF-3 x 5/8	1	ea
04-1	H1	012-1661	H001-5419861		121661	SCREW, cap, hex-hd, S, cd- or zn-pltd, 5/16-24NF-3 x 1	1	ea
04-1	H1	012-0393	H001-7043711		120393	WASHER, FLAT, S, cd- or zn-pltd, 1 1/8 ID, 1/16 OD, 0.065 thk	1	ea
04-1		2990-737-5075	G740-7375075	WO-800799	7375075	BRACKET, muffler support clamp	1	ea
04-1	H1	050-3112	H101-0503112		503112	NUT, PLAIN, hex, lt, s-fin, S, seize-proof-ctd-thd, 5/16-24NF-2 (M38A1)	1	ea
04-1	H1	050-3348	H001-0725260		503348	NUT, SELF-LOCKING, HEXAGON, br, 5/16-24NF-3 (Huglock) (M170)	1	ea
04-1	H1	012-3774	H001-5419901		123774	SCREW, cap, hex-hd, S, cd- or zn-pltd, 5/16-24NF-3 x 1 1/4 (M38A1)	1	ea
04-1	H1	012-1661	H001-5419861		121661	SCREW, cap, hex-hd, S, cd- or zn-pltd, 5/16-24NF-3 x 1 (M170)	1	ea
04-1			G758-8329739	WO-808980 WO-805779	8329739	EXTENSION, exhaust pipe (M170)	1	ea
04-1	H1	050-3112	H101-0503112		503112	EXTENSION, exhaust pipe, w/BRACKET, assy (M38A1)	1	ea
04-1	H1	012-1661	H001-5419861		121661	NUT, PLAIN, hex, lt, thk, s-fin, S, seize-proof-ctd-thd, 5/16-24NF-2	6	ea
04-2	H1	012-1661	H001-5419861		121661	SCREW, cap, hex-hd, S, cd or zn-pltd, 5/16-24NF-3 x 1	6	ea
04-2			G758-8333278	WO-808981	8333278	EXTENSION, exhaust pipe, w/BRACKET, assy (M170)	1	ea
04-2			G758-8333279	WO-811293	8333279	EXTENSION, tail pipe, assy (M170)	1	ea
04-1	H1	050-3112	H101-0503112		503112	NUT, PLAIN, hex, lt, thk, s-fin, S, seize-proof-ctd-thd, 5/16-24NF-2	3	ea
04-1	H1	012-1661	H001-5419861		121661	SCREW, cap, hex-hd, S, cd- or zn-pltd, 5/16-24NF-3 x 1 (tail pipe extension to muffler flange)	3	ea
04-1		2990-360-7970	G503-7371390	WO-634814	7371390	GASKET, exhaust pipe flange (manifold end)	1	ea
04-1		2990-492-5480	G740-7048736	WO-A7967	7048736	GASKET, exhaust pipe to extension (1), extension to muffler flange (1)	2	ea
04-1		2990-737-5076	G740-7375076	MAR-2539 WO-649865	7375076	MUFFLER, exhaust (includes CLAMP and FLANGES)	1	ea
04-1		2990-737-5077	G740-7375077	WO-649869	7375077	PIPE, exhaust (includes FLANGES)	1	ea
04-1	H1	012-0677	H001-5421341		120677	BOLT, cap, hex-hd, S, cd- or zn-pltd, 5/8-24NF-3 x 1 1/2	1	ea
04-1	H1	050-3354	H001-0725270		503354	NUT, SELF-LOCKING HEXAGON, safety, br, 5/16- 24NF-3 (critical installation)	2	ea

					WO-811540		PIPE, tail, w/FLANGE, assy (M170)	1	ea
					WO-811292		STUD, exhaust pipe mounting (listed in subgroup 0108) SUPPORT, angle clamp (M170)	1	ea

RA. PD. 35771

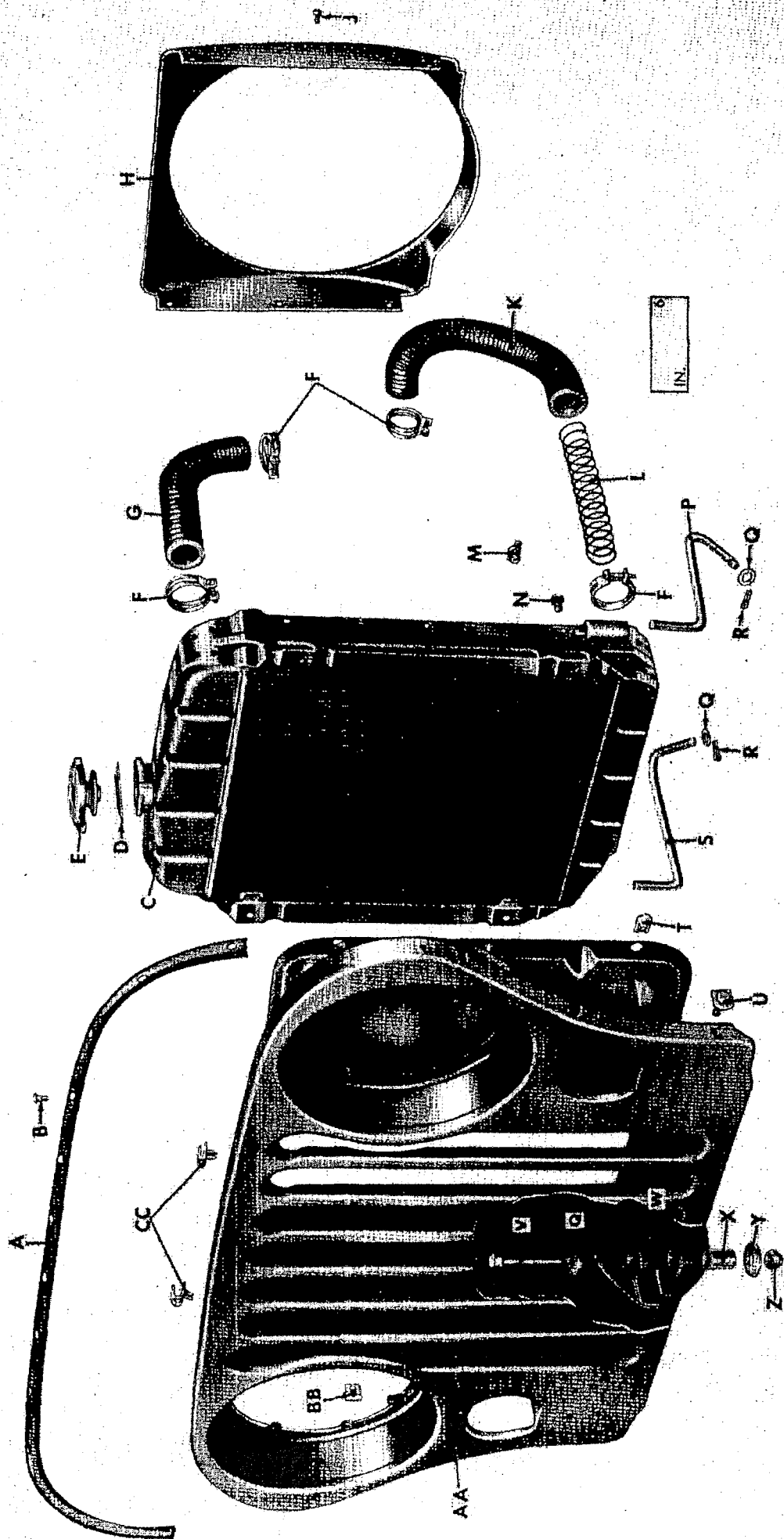
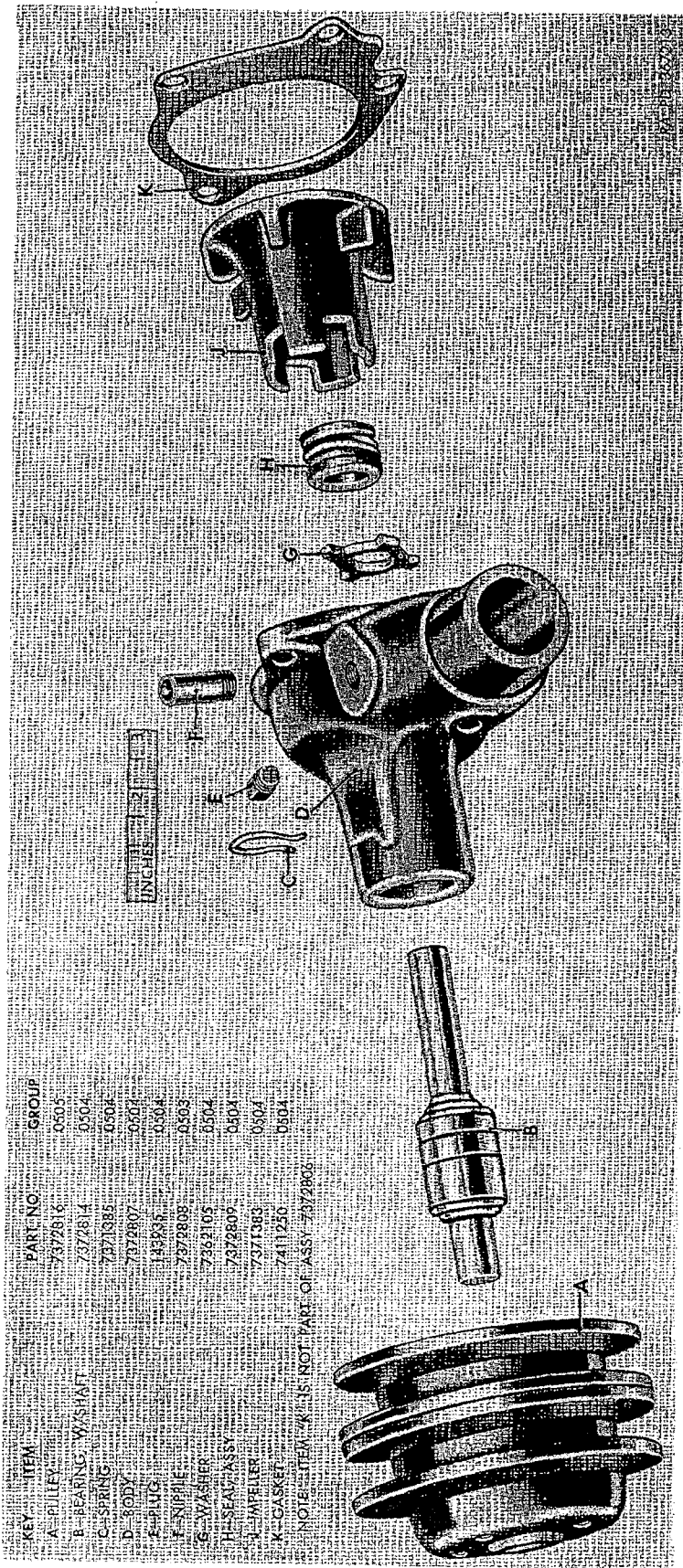


Figure 05-1. Radiator and guard—exploded view

Key	Item	Part No.	Group
A	-LINER.....	WO-680420	2101
B	-RIVET.....	113454	2101
C	-RADIATOR, ASSY.....	8328490	0501
D	-GASKET.....	WO-810058	0501
E	-CAP.....	7375030	0501
F	-CLAMP.....	502917	0503
G	-HOSE.....	8328457	0503
H	-SHROUD.....	8332473	0502
J	-SCREW.....	161857	0502
K	-HOSE.....	8677625	0503
L	-REINFORCEMENT.....	8673965	0503
M	-COCK.....	103647	0501
N	-BOLT.....	7369880	0501
P	-ROD.....	WO-809120	0501
Q	-WASHER.....	120395	{0501 2101}
R	-PIN.....	121222	0501
S	-ROD.....	WO-809119	0501
T	-CLIP.....	8328493	0501
U	-SCREW w/LOCK WASHER.....	7372886	2101
V	-SCREW.....	124139	2101
W	-WASHER.....	WO-683576	2101
X	-SPACER.....	WO-683574	2101
Y	-WASHER.....	WO-683575	2101
Z	-NUT.....	442830	2101
AA	-GUARD, ASSY.....	WO-684570	2101
BB	-CLIP.....	7343086	0613.1
CC	-FASTENER.....	145411	0609.1

Figure 05-1. Radiator and guard—exploded view—legend



KEY	ITEM	PART NO.	GROUP
A	PULLEY	7372816	0505
B	BEARING W/SHAFT	7372814	0504
C	SPRING	7371385	0504
D	BODY	7372807	0504
E	PLUG	145936	0504
F	SCREW	7372808	0503
G	WASHER	7363105	0504
H	SEAL ASSY	7372809	0504
I	IMPELLER	7371303	0504
K	GASKET	7411250	0504

NOTE: ITEM K IS NOT PART OF ASSY 7372806.

Figure 05-2. Water pump, assy (7372806)—exploded view

(1) ILLUSTRATION NO.	(2) REFERENCE SYMBOLS	(3) FEDERAL STOCK NO.	(4) ORDNANCE STOCK NO.	(5) MFR'S PART NO.	(6) ORDNANCE PART NO.	(7) DESCRIPTION	(8) QUANTITY INCORPORATED IN UNIT	(9) UNIT OF ISSUE
GROUP 05-COOLING SYSTEM								
0501-RADIATOR								
05-1		2980-737-5080	G740-7375030	EAT-IE2249 WO-801728	7375030	CAP, filler neck (pressure type)	1	ea
05-1	H2		H002-8328493		8328493	CLIP, spring, "J" type, thk (for $\frac{1}{16}$ -10 x $\frac{5}{16}$ acme bolt) (radiator to guard)	4	ea
05-1	H6	5330-358-6019	H106-0108647 G501-5262210	DGM-DG48 WO-A1216 WO-810058	103647 5262210	COCK, drain, tee-hdle, br, $\frac{1}{4}$ male pipe end (type C)	1	ea
05-1						GASKET, fbr, 1.687 ID, 2.126 OD, 0.062 thk (filler neck cap) (superseded by GASKET WO-810058)	1	ea
05-1						GASKET, ru, 1.687 ID, 2.126 OD, 0.066 thk (filler neck cap) (supersedes GASKET 5262210)	1	ea
05-1						RADIATOR, assy (includes NECK)	1	ea
05-1		5305-275-1660	G758-8328490 G740-7369880	WO-805825 WO-648498	8328490 7369880	BOLT, ASSEMBLED WASHER, hex-hd, $\frac{5}{16}$ -10 x $\frac{5}{8}$ (Acme bolt) (radiator to guard)	4	ea
05-1						ROD, support, left (to engine) (superseded by ROD WO-809119)	1	ea
05-1						ROD, support, left (to engine) (supersedes ROD 8328492)	1	ea
05-1						ROD, support, right (to engine) (superseded by ROD WO-809120)	1	ea
05-1	H1	012-1222	H101-0121222	WO-809120	121222	ROD, support, right (to engine) (supersedes ROD 8328491)	1	ea
05-1	H1	5310-012-0395	H001-7043771		120395	PIN, cotter, split, S, cd- or zn-pltd, $\frac{3}{8}$ x $\frac{3}{4}$	2	ea
						WASHER, FLAT, S, cd- or zn-pltd, $1\frac{1}{2}$ ID, $\frac{3}{4}$ OD, 0.065 thk	2	ea
						ROD, tie, left (dash to air deflector) (used on vehicles after serial No. 60406)	1	ea
						ROD, tie, right (dash to air deflector) (used on vehicles after serial No. 60406)	1	ea
	H1		H101-0271193		271193	NUT, assembled washer, hex, ext-teeth lock washer, S, cd- or zn-pltd, $\frac{3}{8}$ -24NF (tie rods to deflector)	4	ea
	H1	012-0368	H001-4167561		120368	NUT, PLAIN, hex, lt, s-fin, S, cd- or zn-pltd, $\frac{5}{16}$ -24NF-2 (tie rods to dash)	2	ea
						SCREW, lock washer, hex-hd, S, cd- or zn-pltd, $\frac{5}{16}$ -24NF x $\frac{7}{8}$ (radiator tie rods to dash)	2	ea
	H1	5310-012-0394	H001-7043741		120394	WASHER, flat, S, cd- or zn-pltd, $1\frac{1}{2}$ ID, $1\frac{3}{16}$ OD, 0.065 thk (tie rods to deflector)	4	ea
0502-RADIATOR AIR DEFLECTORS AND SHROUD								
						BRACKET, tie rod, air deflector and radiator guard (used on vehicles after serial No. 60406)	1	ea

(1) ILLUSTRATION NO.	(2) REFERENCE SYMBOLS	(3) FEDERAL STOCK NO.	(4) ORDNANCE STOCK NO.	(5) MFR'S PART NO.	(6) ORDNANCE PART NO.	(7) DESCRIPTION	(8) QUANTITY INCORPORATED IN UNIT	(9) UNIT OF ISSUE
GROUP 05—COOLING SYSTEM—Continued								
3502—RADIATOR AIR DEFLECTORS AND SHROUD—Continued								
				WO-680253	8677605	DEFLECTOR, air, radiator (welded) (used on vehicles through serial No. 60406)	1	ea
				WO-685403		DEFLECTOR, air, radiator, upper (welded) (used on vehicles after serial No. 60406)	1	ea
				WO-685404		DEFLECTOR, air, radiator, lower (welded) (used on vehicles after serial No. 60406)	1	ea
				WO-685405		DEFLECTOR, side, air, radiator, left (welded) (used on vehicles after serial No. 60406)	1	ea
				WO-685406		DEFLECTOR, side, air, radiator, right (welded) (used on vehicles after serial No. 60406)	1	ea
				WO-684538		PLATE, support and reinforcing, air deflector (used on vehicles after serial No. 60406)	1	ea
05-1	H1	5305-016-1857	G758-8328473 H101-0161857	WO-806322	8328473 161857	SHROUD, radiator. SCREW, tapping, thread forming, cross-recess-par-hd, gmet-pt, sh-met-thd, S, cd- or zn-pltd, No. 8 (0.165) x 3/8	1 6	ea ea
0503—WATER HOSES AND THERMOSTAT								
				WO-807710	8328455	CLAMP, hose, S, cd- or zn-pltd, 1.906 in (radiator) (superseded by CLAMP 502917)	4	ea
05-1	H6		H006-0502917		502917	CLAMP, hose, S, cd- or zn-pltd, 1 1/2 in. (supersedes CLAMP 8328455)	4	ea
					500653	CLAMP, hose, S, rustproof, 1 3/8 in. (water by-pass, pump cylinder head hose) (used on engines through serial No. 11889)	2	ea
					500658	CLAMP, hose, S, zn-pltd, 1 3/8 in. (water by-pass pump to cylinder head hose) (used on engines after serial No. 11889 and through serial No. 95844)	2	ea
					8330945	CLAMP, hose, 1 3/8 in. (used on engines after serial No. 95344)	2	ea
01-1	H1	4720-769-7588	G758-8328456 G740-7697588	WO-648852 WO-801047	8328456 7697588	GASKET, thermostat housing. HOSE, ru, 1 1/2 ID, 4 1/4 in. (water by-pass, pump to cylinder head)	1 1	ea ea
				WO-805822	8328458	HOSE, w/REINFORCEMENT, assy (radiator water outlet to water pump) (lower)	1	ea
05-1			G758-8328457	WO-805820	8328457	HOSE, water (upper)	1	ea

05-1	H1					WO-805821	8677625	HOSE, ru, 1 1/2 ID x 13/4 dev-ig (water outlet, lower) (moulded)	1	ea
		G758-8332060				WO-800293	8332060	HOUSING, thermostat	1	ea
		H101-9409098					9409098	BOLT, MACHINE, assembled washer, hex-hd, split lock washer, header-pt, S, cd- or zn-pltd, 5/16-18UNC-2A x 3/8	3	ea
01-5, 05-2		G740-7372808	4730-737-2808			WO-649720	7372808	NIPPLE, hose, 1/4-18NF pipe thd x 1 1/4 (cylinder head (1); water pump (1))	2	ea
05-1						WO-645905	8673965	REINFORCEMENT, hose (spring type)	1	ea
		G716-8329966				WO-646232	8329966	THERMOSTAT, water temperature (optional w/THERMOSTAT 7348571) (superseded by THERMOSTAT WO-812050)	1	ea
		G740-7348571	2930-734-8571			SDH-SA752-8 WO-646812	7348571	THERMOSTAT, water temperature (optional w/THERMOSTAT 8329966) (superseded by THERMOSTAT WO-812050)	1	ea
01-3						WO-812050		THERMOSTAT, water temperature (supersedes THERMOSTAT 7348571 and 8329966)	1	ea
0504--WATER PUMP										
05-2	H12						7372814	BEARING, w/SHAFT, assy	1	ea
05-2		H012-7372814				WO-800885	7372807	BODY	1	ea
05-2		G740-7372807	2930-737-2807			WO-637053	7411250	GASKET, pump to cylinder block	1	ea
05-2		G716-7411250	2930-354-3772			WO-639993	7371383	IMPELLER	1	ea
05-2	H6	G503-7371383	2930-737-1383				143935	PLUG, PIPE, sq-hd, CI, cd- or zn-pltd, 1/2 in. (optional w/PLUG 143981)	1	ea
05-2	H6	H006-0283570	014-3935					PLUG, PIPE, sq-hd, S, cd- or zn-pltd, 1/2 in. (optional w/PLUG 143985)	1	ea
01-3		H106-0143981	014-3981			WO-800002	7372806	PUMP, water, assy	1	ea
		G740-7372806	2930-737-2806				9409098	BOLT, MACHINE, assembled washer, hex-hd, split lock washer, header-pt, S, cd- or zn-pltd, 5/16-18UNC-2A x 7/8	3	ea
	H11	H101-9409098					455145	SCREW, mach, lock washer, hex-hd, S, cd- or zn-pltd, 5/16-18UNC-2 x 2 1/2	1	ea
	H11	H101-0455145						SEAL, w/SPRING, assy (optional w/SEAL 7372810)	1	ea
05-2		G740-7372809	2930-737-2809			WO-801048	7372809	SEAL, w/SPRING, assy (optional w/SEAL 7372809)	1	ea
05-2		G740-7372810	2930-737-2810			WO-801049	7372810	SPRING, retaining, bearing	1	ea
05-2		G503-7371385	5330-360-8066			WO-636298	7371385	WASHER, special, 4-ext-teeth, S, 1 1/8 ID, 1 1/8 OD, 1/8 in. thk (seal)	1	ea
05-2		G503-7362105	2930-360-8060			CP11-BW5-625 WO-640034	7362105			
01-1		G740-7697614				DAY-S5203	7697614	0505--FAN BELTS AND PULLEY		
						WO-801699		BELT, drive, fan and generator (optional w/BELT FDP-NDD153)	2	ea
						FDP-NDD153		BELT, drive, fan and generator (optional w/BELT 7697614)	2	ea
01-1, 3		G740-7375021				WO-806764	7375021	BLADE, fan engine, assy	1	ea
						SZ-123770				
	H11	H101-9409107				WO-802187	9409107	BOLT, MACHINE, assembled washer, hex-hd, split lock washer, S, cd- or zn-pltd, 1/4-20UNC-2A x 5/8	4	ea
05-2		G740-7372816	3020-737-2816			WO-649721	7372816	PULLEY, driven, fan and water pump (twin groove)	1	ea

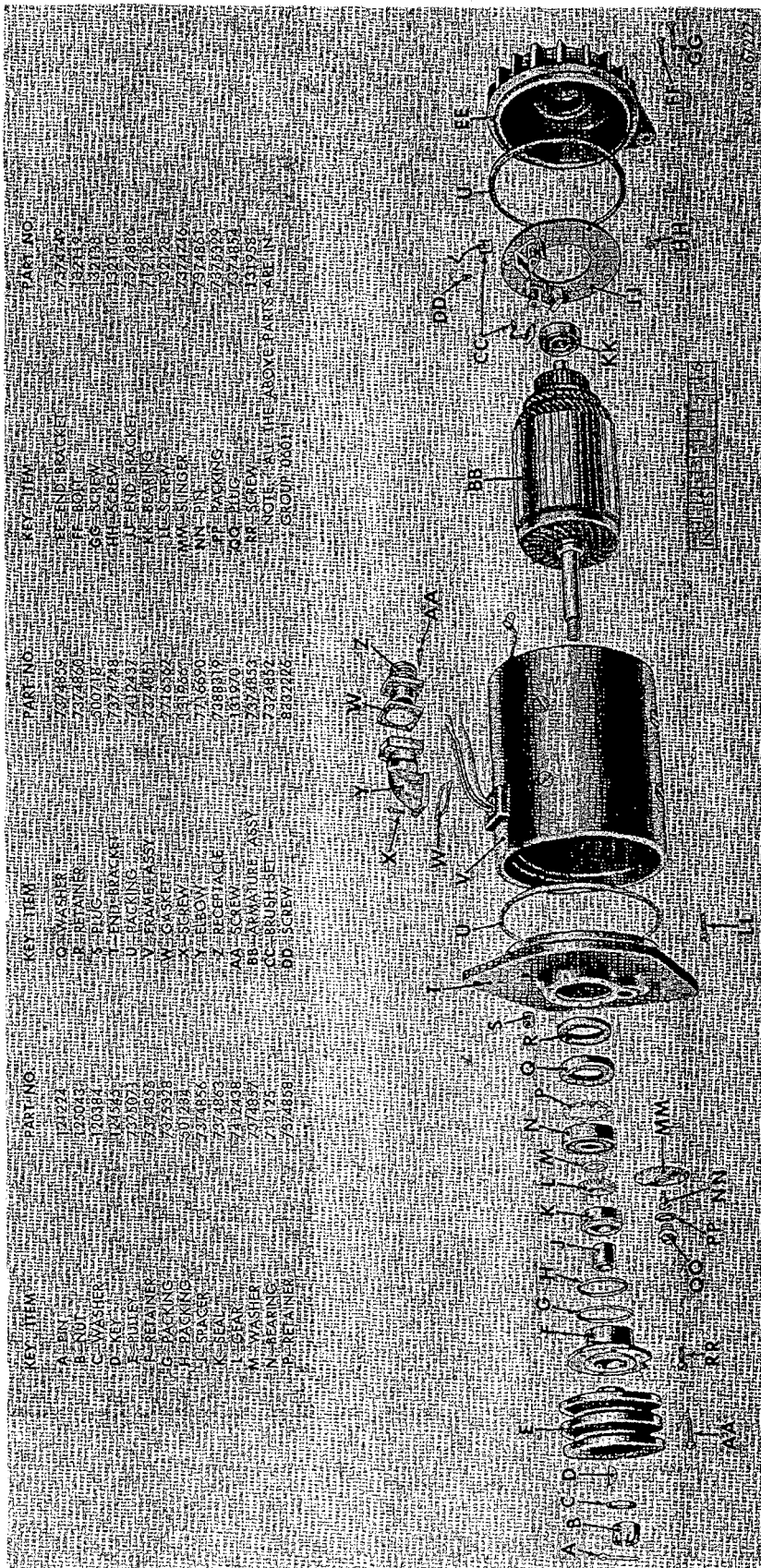



Figure 06-1. Generator, assy (8678850) Auto-Lite, 24-volt—exploded view



NOTE: ALL PARTS LISTED ARE IN GROUP 06013
 ITEMS A, B, C, F, G, H, J, K AND T ARE NOT
 PART OF ASSEMBLY 7355736

KEY ITEM	PART NO.	KEY ITEM	PART NO.
A-NUT	453927	S-ARMATURE	411887
B-WASHER	140396	T-SCREW	DK-1921755
C-PLULEY	737507	U-WASHER	453474
D-SCREW	453281	V-SCREW	453759
E-WASHER	453473	W-RECTRACIE, ASSY	7388319
F-BOLT W/LOCKWASHER	423571	X-GASKET	716562
G-WASHER	170894	Y-ELBOW	2716650
H-BRACE	7374388	Z-BOLT	131987
I-BOLT	737189	AA-CAPACITOR	7338751
J-WASHER	120882	BB-SCREW	453368
K-NUT	120869	CC-PLUG	7391017
L-HEAD	7133735	DD-GASKET	7391018
M-PACKING	645886	EE-PLATE, ASSY	7413318
N-BEARING	7413226	FF-SPRING	7418315
O-PLATE	2538760	GG-HOLDER	7273350
P-BRUSH ASSY	7538784	HH-WASHER	7538767
		II-PLATE	DR-1921761

KEY ITEM	PART NO.	KEY ITEM	PART NO.
FF-BRUSH	7538749	RR-PACKING	54689
GG-WASHER	131044	SS-GASKET	7538759
HH-SCREW	453292	TT-PLATE	7338783
IJ-HEAD	7388757	UU-WASHER	453474
KK-WASHER	446161	VV-SCREW	453292
LL-WASHER	453708	WW-PASER	7538765
MM-SCREW	453307	XX-FLANGE	7538753
NN-WASHER	453296	YY-NUT	7413319
PP-SCREW	453464	ZZ-FRAME	DR-1921772
QQ-BEARING	7538747	AB-PLUG	118931

KEY ITEM	PART NO.	KEY ITEM	PART NO.
AC-WINDING	7538761	AC-WINDING	7538761
AD-WINDING	7538777	AD-WINDING	7538777
AE-WINDING	7418748	AE-WINDING	7418748
AF-WINDING	7538762	AF-WINDING	7538762
AG-KEY	7538763	AG-KEY	7538763
AH-WASHER	7538764	AH-WASHER	7538764
AI-SEAL	501224	AI-SEAL	501224
AK-PACKING	7538765	AK-PACKING	7538765
AL-COLLAR	7538766	AL-COLLAR	7538766

Figure 06-2. Generator, assy (7355736) Delco-Remy, 24-volt—exploded view.

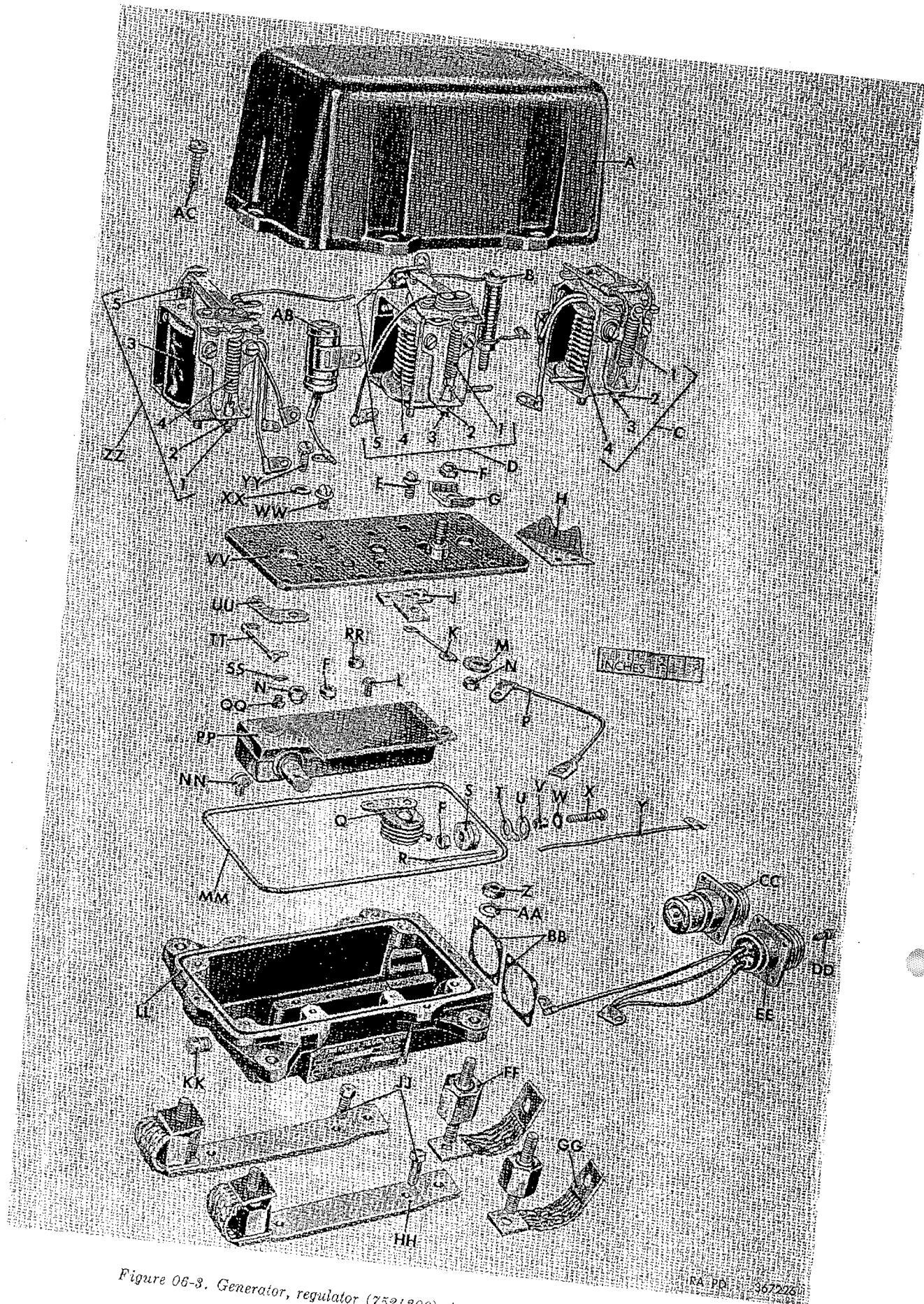


Figure 06-3. Generator, regulator (7524309) Auto-Lite, 24-volt—exploded view

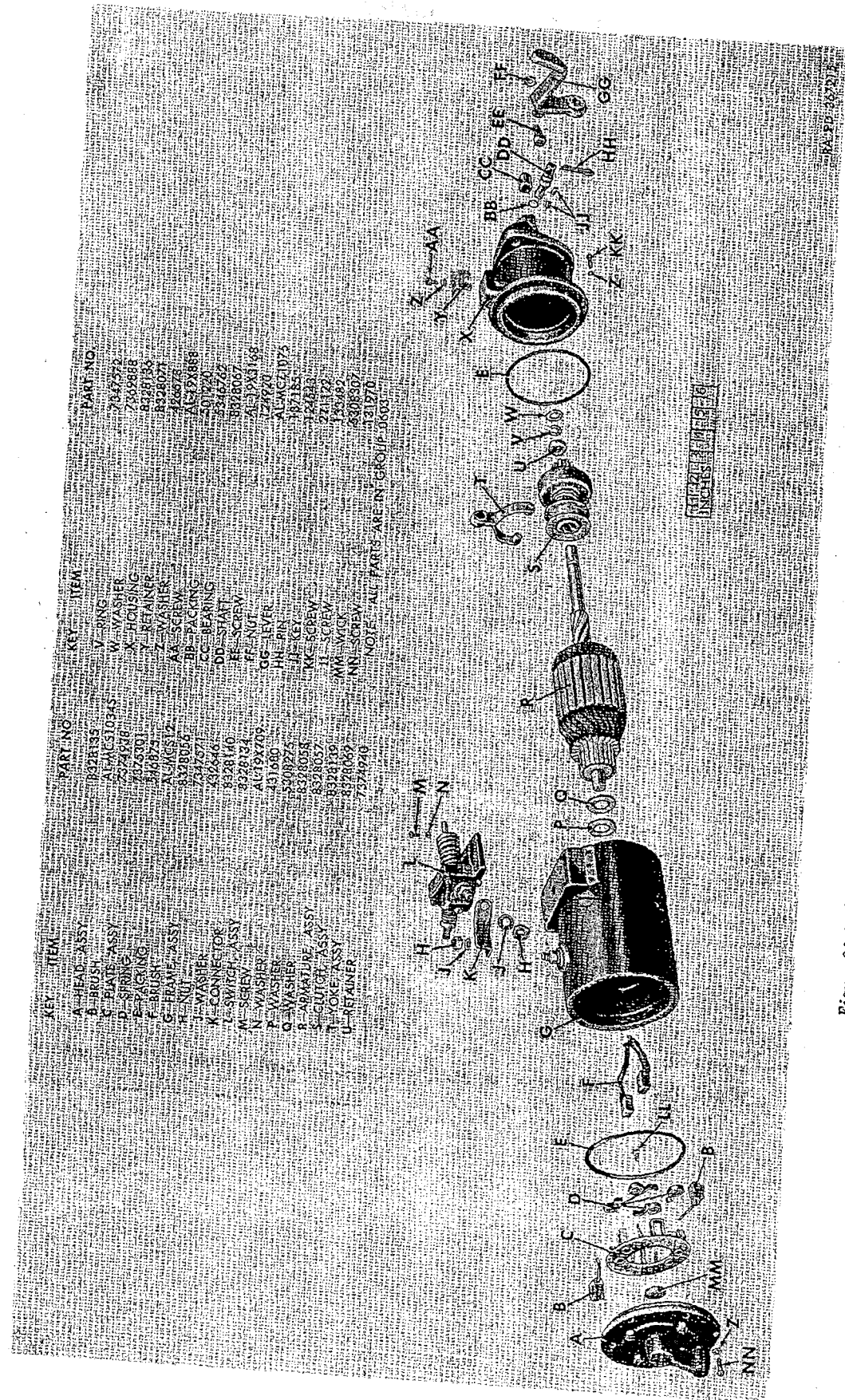
RA-PO 367226

Key	Item	Part No.
A	-COVER.....	7374825
B	-CHOKE.....	7374920
C	-BREAKER, ASSY.....	7374945
	1-SPRING.....	7702646
	2-NUT.....	7702608
	3-SCREW.....	7702665
	4-ARMATURE.....	AL-VBC1029
D	-REGULATOR, ASSY.....	7374943
	1-SPRING.....	7702646
	2-NUT.....	7702608
	3-SCREW.....	7702665
	4-ARMATURE.....	AL-VBC1061
	5-BRACKET.....	AL-VRA1060A
E	-SCREW.....	7375371
F	-NUT.....	AL-XA699A
G	-CONNECTOR.....	7348949
H	-PLATE.....	8393094
J	-BRACKET.....	7374822
K	-RESISTOR.....	7374961
L	-BOLT.....	178469
M	-WASHER.....	446187
N	-NUT.....	503342
P	-LEAD, ASSY.....	8393090
Q	-RECTIFIER.....	7374960
R	-LEAD.....	8393095
S	-RESISTOR.....	8393091
T	-TERMINAL.....	8672286
U	-WASHER.....	8672285
V	-BUSHING.....	8393092
W	-WASHER.....	116090
X	-SCREW.....	132923
Y	-LEAD, ASSY.....	8393093

Key	Item	Part No.
Z	-NUT.....	426394
AA	-WASHER.....	221177
BB	-GASKET.....	AL-XA767A
CC	-RECEPTACLE, ASSY.....	7374924
DD	-SCREW.....	AL-X3051
EE	-RECEPTACLE, ASSY.....	7374925
FF	-CUSHION, ASSY.....	7374922
GG	-STRAP.....	7374965
HH	-BRACKET.....	7374823
JJ	-BOLT.....	187979
KK	-PLUG.....	444614
LL	-CASE.....	8673471
MM	-PACKING.....	546896
NN	-BOLT.....	424632
PP	-FILTER, ASSY.....	7374923
QQ	-SCREW.....	120628
RR	-NUT.....	503240
SS	-WASHER.....	131015
TT	-RESISTOR.....	8332078
UU	-BRACKET.....	7374921
VV	-BASE.....	7374917
WW	-SCREW.....	AL-X3055
XX	-WASHER.....	120391
YY	-SCREW.....	132908
ZZ	-REGULATOR, ASSY.....	7374944
	1-SCREW.....	7702665
	2-NUT.....	7702608
	3-ARMATURE.....	AL-VBC1080
	4-SPRING.....	7702645
	5-BRACKET.....	AL-VRA1060A
AB	-CAPACITOR, ASSY.....	7374919
AC	-BOLT.....	127651

Note: All parts listed are in group 0602.

Figure 06-3. Generator, regulator (7524309) Auto-Lite, 24-volt—exploded view—legend



KEY	ITEM	PART NO.	KEY	ITEM	PART NO.
A	HEAD ASSY	8328135	V	SPRING	7339888
B	BRUSH	AL16C10945	W	WASHER	8328135
C	FRAME ASSY	7374788	X	HOUSING	8328077
D	SPRING	8328001	Y	RETAINER	728678
E	PACKING	8328075	Z	WASHER	AL19X868
F	BRUSH	AL16C112	AA	SCREW	AL19X868
G	FRAME ASSY	8328056	BB	PACKING	501970
H	NUT	711927	CC	BEARING	231677
I	WASHER	8328146	DD	START	8328067
J	CONNECTOR	8328124	EE	SCREW	AL19X168
K	SWITCH ASSY	8328124	FF	NUT	AL19X168
L	WASHER	AL19X709	GG	LEVER	AL19X168
M	SCREW	8328124	HH	RETAINER	AL19X168
N	WASHER	8328124	II	SCREW	AL19X168
O	WASHER	8328124	JJ	KEY	AL19X168
P	WASHER	8328124	KK	SCREW	AL19X168
Q	WASHER	8328124	LL	SCREW	AL19X168
R	ARMATURE ASSY	8328057	MM	WASHER	AL19X168
S	CLUTCH ASSY	8328135	NN	RETAINER	AL19X168
T	WASHER	8328056			
U	RETAINER	7374920			

NOTE: ALL PARTS ARE IN GROUP D803

ALL PARTS ARE IN GROUP D803

8328077

Figure 06-4. Starter, assy (8328135) Auto-Lite, 24-volt—exploded view


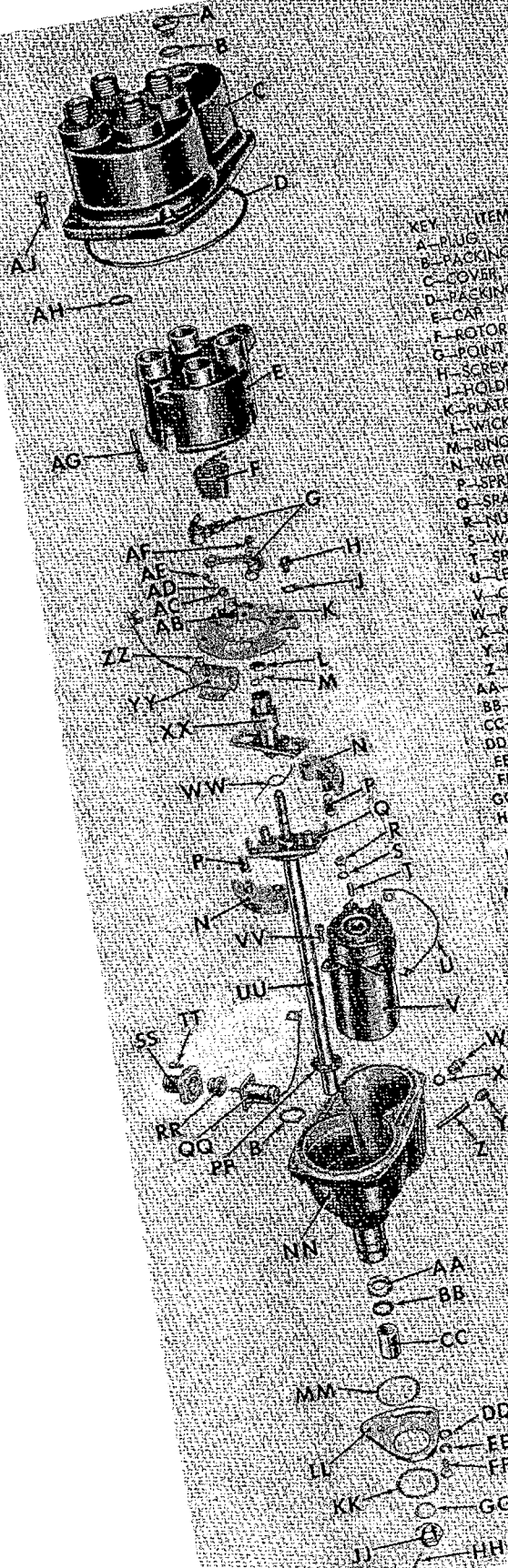



Figure 06-5. Starter switch, assy (8328134)—exploded view



KEY	ITEM	PART NO	GROUP
A	PLUG	7374886	0604.1
B	PACKING	501223	0604.1
C	COVER ASSY	7375373	0604.1
D	PACKING	346880	0604.1
E	CAP	7375377	0604.1
F	ROTOR	7348578	0604.1
G	POINT SET	5346774	0604.1
H	SCREW W/ LOCKWASHER	591400	0604.1
J	HOLDER	7374883	0604.1
K	PLATE	5346784	0604.1
L	WICK	5346767	0604.1
M	RING	7706790	0604.1
N	WEIGHT	AL-GB-284	0604.1
P	SPRING	5346768	0604.1
Q	SPACER	120614	0604.1
R	NUT	431680	0604.1
S	WASHER	7374893	0604.1
T	SPRING	7374878	0605
U	LEAD ASSY	7374882	0604.1
V	COIL	7347547	0604.1
W	PLUG	7346969	0604.1
X	WASHER	118891	0604.1
Y	PLUG	8329787	0604.1
Z	WICK	7351671	0604.1
AA	SEAL	AL-1A-110	0604.1
BB	WASHER	552109	0504.1
CC	BUSHING	120387	0604.1
DD	WASHER	431543	0604.1
EE	WASHER	214002	0604.1
FF	BOLT	5307283	0604.1
GG	WASHER	112019	0604.1
HH	PIN	7351133	0604.1
JJ	COLLAR	7375110	0604.1
KK	CASKE	7375372	0604.1
LL	ARM	7374885	0604.1
MM	WASHER	8329785	0604.1
NN	BASE ASSY	7930860	0604.1
PP	WASHER	8329784	0604.1
QQ	CAPACITOR ASSY	8328076	0604.1
RR	SEAL	8329786	0604.1
SS	RECEPTACLE	455213	0604.1
TT	SCREW W/ LOCKWASHER	7375076	0605
UU	SHAFT	455214	0604.1
VV	SCREW W/ LOCKWASHER	7412760	0604.1
WW	SPRING	7375378	0604.1
XX	CAM	7374887	0604.1
YY	CAPACITOR ASSY	455209	0604.1
ZZ	SCREW W/ LOCKWASHER	5346775	0604.1
AB	CLIP	131014	0604.1
AC	WASHER	500494	0604.1
AD	WASHER	583842	0604.1
AE	SCREW	455210	0604.1
AF	SCREW	455219	0604.1
AG	SCREW W/ LOCKWASHER	7374894	0604.1
AH	WASHER	7375371	0604.1
AJ	SCREW W/ LOCKWASHER		

INCHES

Figure 06-6. Distributor assy (7358569) Auto-Lite, 24-volt—exploded view



KEY	ITEM	PART NO
A	NUT	7528187
B	FERRULE	7528193
C	CONDUIT	7528187
D	SPRING, ASSY	7526961
E	INSULATOR	7526949
F	SLEEVE, ASSY	7526951
G	PIN	7526940
H	CABLE	812337

NOTE: ALL PARTS LISTED ABOVE ARE IN GROUP 0605.

RA:PD:181675

Figure 06-7. Spark plug cable, assy (8328449)—exploded view

REPORT

1950

1950






Figure 06-8. Light switch (7368702)



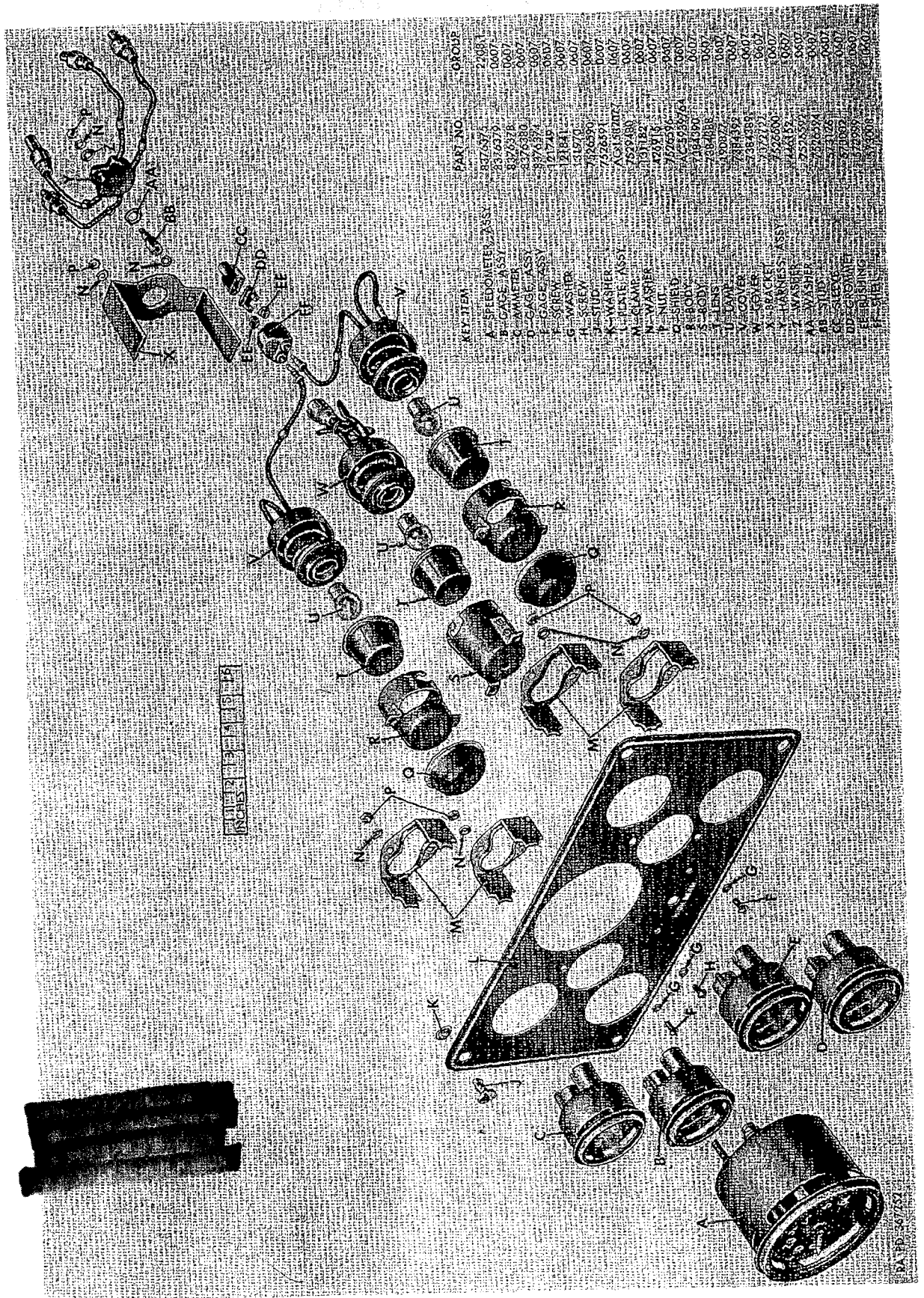
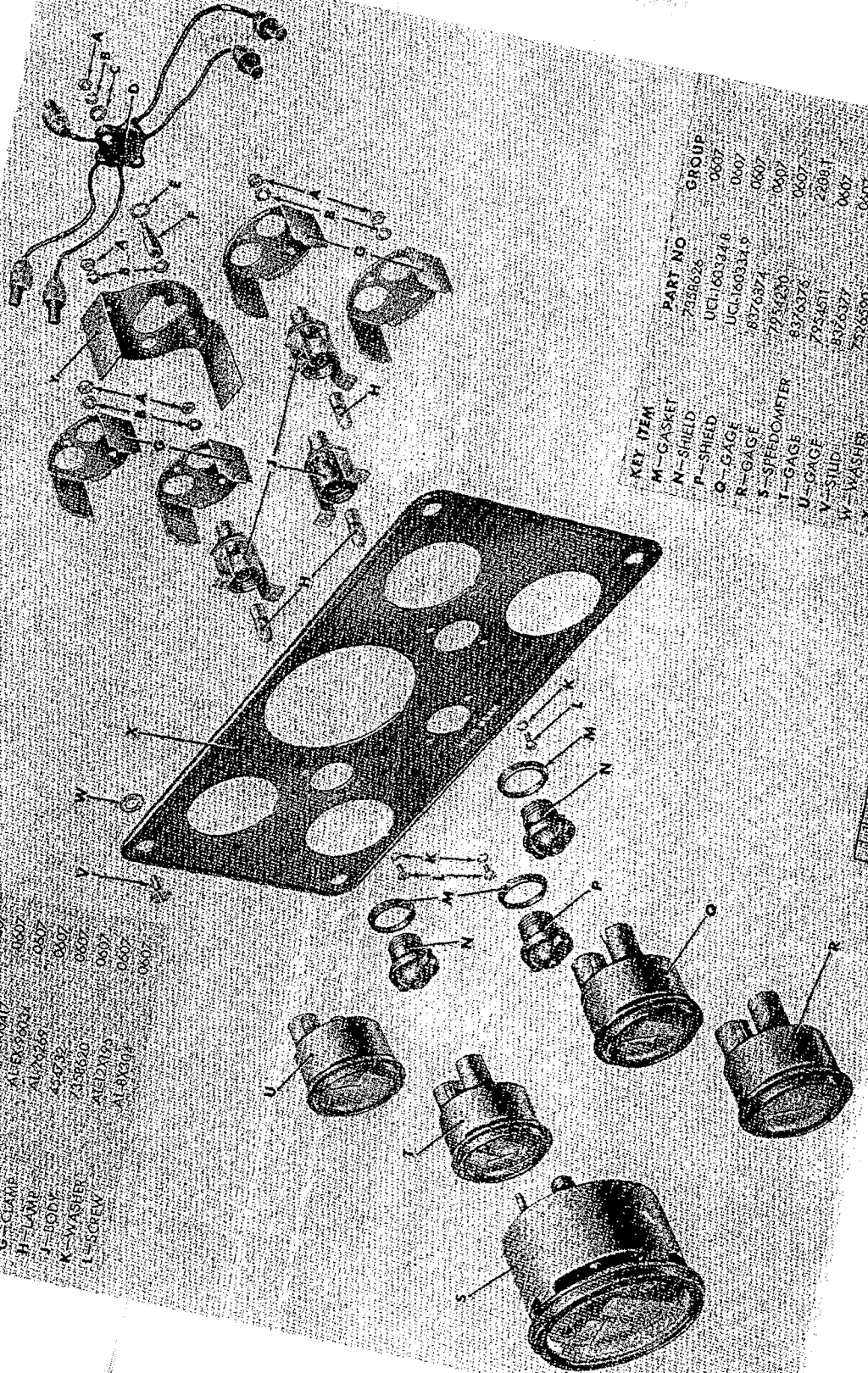


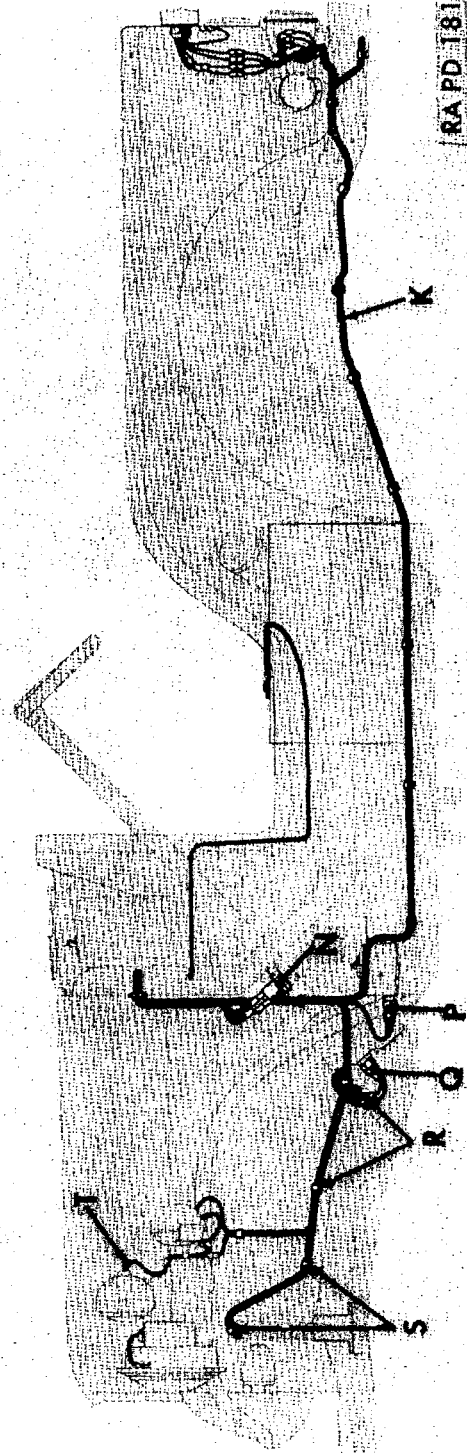
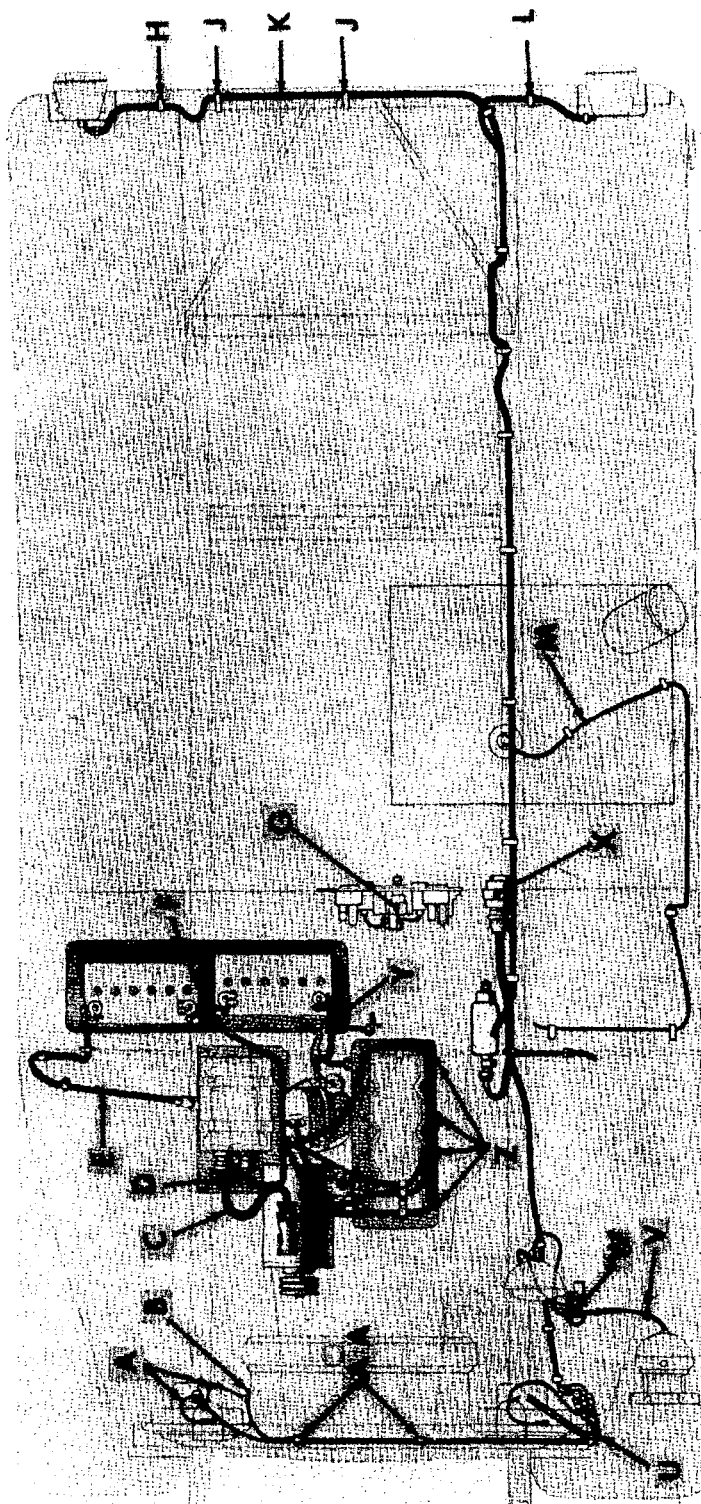
Figure 06-9. Instrument cluster---exploded view

KEY ITEM	PART NO	GROUP
A-NUT	AL2332	0607
B-WASHER	431880	0607
C-WASHER	AL4596172	0607
D-HARNISS	252501	0607
E-WASHER	AL5410021	0607
F-STUD	AL6X93023	0607
G-CLAMP	AL73225	0607
H-LAMP	252501	0607
J-BODY	AL8101093	0607
K-WASHER	AL8X504	0607
L-SCREW		0607

KEY ITEM	PART NO	GROUP
M-GASKET	2826628	0607
N-SHIELD	UCI-1603278	0607
P-SHIELD	UCI-1603319	0607
Q-GAGE	8376371	0607
R-GAGE	72314270	0607
S-SPEEDOMETER	8376378	0607
T-GAGE	7954571	28861
U-GAGE	8376327	0607
V-SLID	2926590	0607
W-WASHER	252501	0607
X-PLATE	AL92889	0607
Y-BRACKET	AL92889	0607



INCHES 1 2 3 4 5 6 7 8 9 10




RA PD 181689

Figure 06-11. Wiring system


Key	Item	Part No.	Group
A	-CABLE, ASSY.....	AL-CB18500	0609.1
B	-CLIP.....	145409	0613.1
C	-CABLE, ASSY.....	8329736	0613.1
D	-HARNES, ASSY.....	8677431	0613.1
E	-CABLE, ASSY.....	8329664	0612
F	-CABLE, ASSY.....	8329663	0612
G	-HARNES, ASSY.....	7526600	0607
H	-CLIP.....	7343086	0613.1
J	-CLIP.....	145525	0613.1
K	-HARNES, ASSY.....	8329662	0613.1
L	-CLIP.....	120527	0613.1
M	-CABLE, ASSY.....	8677520	0613.1
N	-SWITCH, ASSY.....	7728788	0608
P	-SWITCH, ASSY.....	7388813	0608
Q	-SWITCH, ASSY.....	8329689	0611
R	-FASTENER.....	145540	0613.1
S	-FASTENER.....	127753	0613.1
T	-CABLE, ASSY.....	AL-CB17891	0609.1
U	-CABLE, ASSY.....	AL-CB18499	0609.1
V	-CLIP.....	7047998	0613.1
W	-CABLE, ASSY.....	8677059	0613.1
X	-SWITCH, ASSY.....	7760409	0607
Y	-CABLE, ASSY.....	8329665	0612
Z	-CABLE, ASSY.....	8328449	0605
AA	-FASTENER.....	145411	0609.1

Figure 06-11. Wiring system—Legend



PA-PD-667138

Figure 06-12. Wiring system (M170)



KEY ITEM	PART NO.
A-SCREW	134093
B-DOOR-ASSY	7729781
C-GASKET	7729783
D-LAMP	190872
E-SCREW	7729797
F-WASHER	7729799
G-GROMMET	502852
H-CONNECTOR-ASSY	7729792
J-SUPPORT	7553508
K-PLUG	7729800
L-HOUSING	7729797
M-PAD	7725933
N-NUT-W/LOGWASHER	274187
P-TERMINAL	297929
Q-MARKER	7524649
R-CABLE	933364

NOTE: ALL PARTS LISTED ABOVE ARE IN GROUP 0809.
 ITEMS A AND N NOT PART OF ASSY 7723899.

Figure 06-18. Blackout marker light, assy (7723899)—exploded view

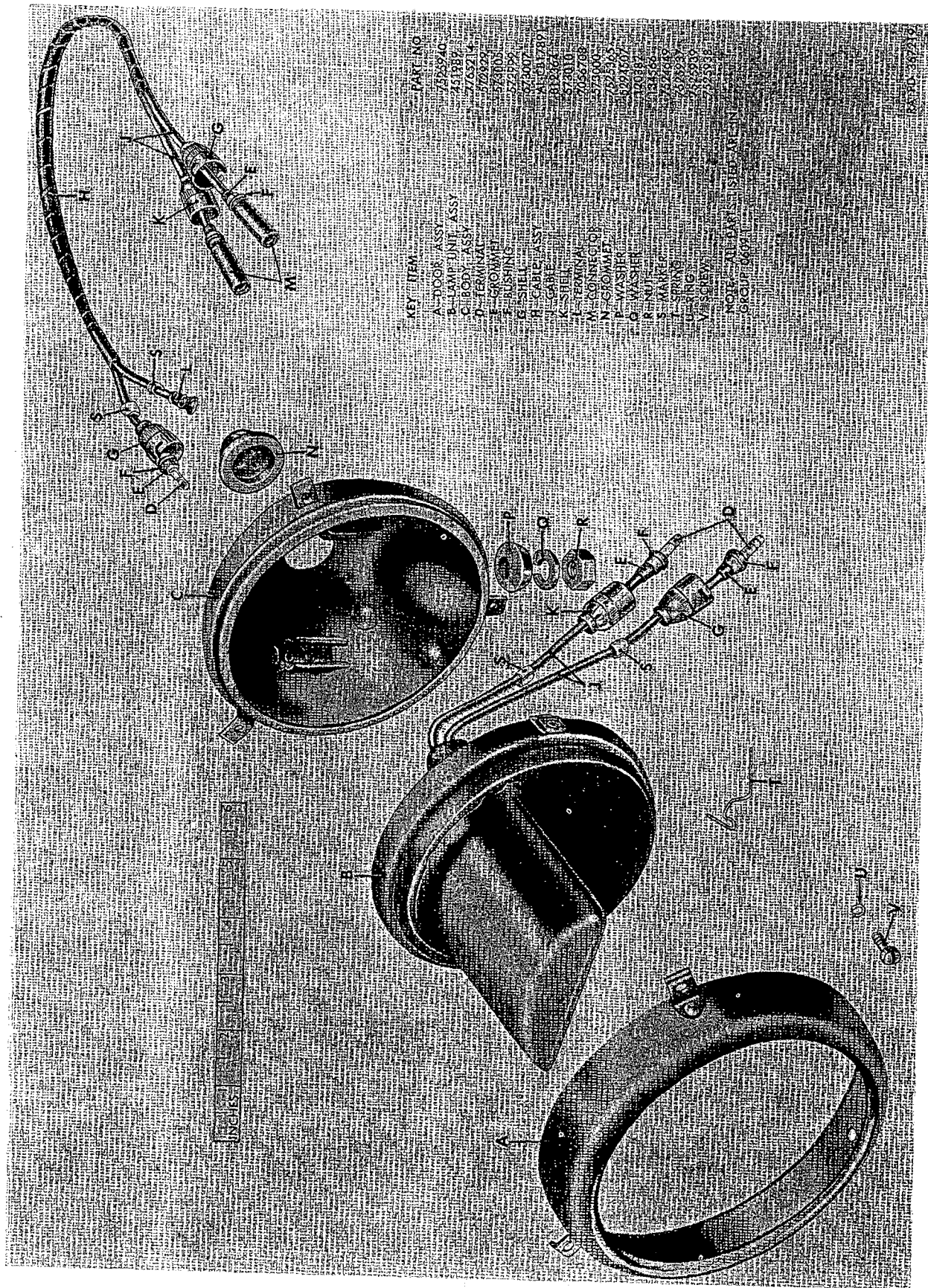


Figure 06-14. Blackout headlight (7760505)—exploded view

KEY ITEM	PART NO.	KEY ITEM	PART NO.
A-DOOR	755534	M-CABLE ASSY 1 H	A561865
B-RING	755534	N-TERMINAL	705708
C-LAMP UNIT	755534	P-SLEEVE	174010
D-MOUNTING	755534	Q-SHELL	572907
E-SCREW	A561781	R-CONNECTOR	575000
F-HOUSING	755534	S-RIVET	A561782
G-GROWMET	A561650	T-SCREW AND T W	454783
H-CABLE ASSY 2 H	755534	U-SPRING	A561133
J-TERMINAL	A561650	V-GROWMET	574003
K-MARKER	572929	W-BUSHING	572999
L-CABLE	752849		
	812364		

NOTE: ITEMS H, M, AND T NO. PART OF ASSY 7760503
 ALL PARTS LISTED ARE IN GROUP 06003

INCHES 2 1/4 1 3/4 1 1/2 1 1/4 1 1/8 1 1/16




FIG. 15

Figure 06-15. Service headlight, assy (7760503)—exploded view




Figure 06-16. Service blackout, tail and stoplight, left (7760507)—exploded view





Figure 06-17. Service blackout, tail and stoplight, right (7780506)—exploded view



1 1/2 1 3/4 1 5/8 1 5/16
INCHES

KEY	ITEM	PART NO.	KEY	ITEM	PART NO.	KEY	ITEM	PART NO.
A	SCREW	2407716	P	SCREW W/ WASHER	7572885	CC	PLATE	RBR-273DA
B	COVER	RBR-261DA	Q	CABLE	8123674	DD	SWITCH	RBR-261DA
C	SHIELD	RBR-262DA	R	CONNECTOR	7760598	EE	SCREW	451785
D	CASE - OUTER	RBR-202DA	S	MARKER	7524619	FF	SCREW	145230
E	SHAFT	RBR-209DA	T	TERMINAL	575929	GG	HANDLE	HC-D1429
F	PULLEY - LOWER HALF	RBR-261DA	U	SHEET	575010	HH	WIRE	RBR-265DA
G	PULLEY - UPPER HALF	RBR-261DA	V	BUSHING	572999	JJ	REFLECTOR	HC-D1429
H	RATCHET	RBR-262DA	W	GROWWELL	573008	KK	LEVER	93048
I	SPRING	RBR-262DA	X	SLEEVE	573000	LL	HOOK	CDL495
K	ID	RBR-208DA	Y	BRACKET	7726888	MM	RINGS	RBR-261DA
L	BRACKET	RBR-263DA	Z	BRACKET	7726886	NN	HOOK	HC-D1429
M	WASHER	RBR-210DA	AA	CABLE	7732849	OO	SCREW	145230
N	NUT	RBR-201DA	BB	SCREW	RBR-274DA	PP	SCREW	145230

NOTE - ALL PARTS LISTED ARE IN GROUP 0409-2

Figure 06-18. Reel lamp (M170)—exploded view

(1) ILLUSTRATION NO.	(2) REFER- ENCE SYMBOLS	(3) FEDERAL STOCK NO.	(4) ORDNANCE STOCK NO.	(5) MFR'S PART NO.	(6) ORDNANCE PART NO.	(7) DESCRIPTION	(8) QUANTITY INCOR- PORATED IN UNIT	(9) UNIT OF ISSUE
GROUP 06-ELECTRICAL SYSTEM								
06-1		2920-832-7721	G741-8327721	AL-GHA15 CC-1273439 WO-118821	8327721	0601.1-GENERATOR (24-VOLT) (AUTO-LITE) ARM, brush.	2	ea
06-1		6115-737-4853	G741-7374853	AL-GHA2006FT WO-118812	7374853	ARMATURE, assy.	1	ea
06-1	H12		H012-0712125		712125	BEARING, ball, MIL-STD-CODE 111-01703-8438 (rad, SR, med, non-loading groove, 1 seal, 0.6693 ID, 1.8604 OD, 0.5512 width) (drive end)	1	ea
06-1	H12		H012-0712128		712128	BEARING, ball, MIL-STD-CODE 117-01715-5070 (rad, SR, non-loading groove, narrow outer race, 1 seal, 1 shield, 0.6698 bore, 1.5748 OD, 0.5630 overall width) (commutator end)	1	ea
	H1	2920-737-5388 042-3571	G740-7375388 H101-0423571	WO-801247	7375388 423571	BRACE, adj, belt tension. BOLT, integral lock washer, ext-teeth type, hex-hd, S, cd- or zn-pltd, 5/8-16NC-2 x 1	1 1	ea ea
	H1	5305-360-8319 012-0369	G503-7371188 H001-4167601	WO-A1468	7371188 120369	BOLT, shoulder, hex-hd, S, 3/8-24NF x 7/8	1	ea
	H1	5310-012-0394	H001-7043741		120394	NUT, plain, hex, reg, S, cd- or zn-pltd, 3/8-24NF-2	1	ea
	H1	5310-012-0382	H001-7025741		120382	WASHER, FLAT, S, cd- or zn-pltd, 3/8 in.	1	ea
06-1		5975-737-4852	G741-7374852	AL-GHA1012 AL-GHA2012S WO-118807	7374852	BRUSH SET	2	ea
06-1			G742-7716690	AL-GHA1012 AL-XA777	7716690	Composed of: 2 BRUSH ELBOW, 90 deg, receptacle mtg.	1	ea
06-1	H1	013-1966	H101-0131966	WO-118819	131966	SCREW, mach, fil-hd, S, cd- or zn-pltd, No. 8-32NC- 2A x 1/8	4	ea
06-1		2920-737-4886	G741-7374886	AL-GHA1004S WO-118805	7374886	END BRACKET, brush, w/SPRINGS and brush HOLDER, assy (w/o BRUSHES)	1	ea
06-1		2920-737-4749	G741-7374749	AL-GHA1052 WO-118806	7374749	END BRACKET, commutator end.	1	ea
06-1		2920-737-4748	G741-7374748	AL-GHA53 WO-118835	7374748	END BRACKET, drive end.	1	ea
06-1		2920-737-4851	G741-7374851	AL-GHA2051S WO-118803	7374851	FRAME, w/field COILS, assy.	1	ea
06-1		771-6562	G244-7716562	AL-XA767 WO-118769	7716562	GASKET, flat, fbr, 1 1/2 sq, 1 3/8 ID, 4 No. 10 screw holes (receptacle mtg)	2	ea

(1) ILLUSTRATION NO.	(2) REFERENCE SYMBOLS	(3) FEDERAL STOCK NO.	(4) ORDNANCE STOCK NO.	(5) MFR'S PART NO.	(6) ORDNANCE PART NO.	(7) DESCRIPTION	(8) QUANTITY INCORPORATED IN UNIT	(9) UNIT OF ISSUE
GROUP 06—ELECTRICAL SYSTEM—Continued								
0601.1—GENERATOR (24-VOLT) (AUTO-LITE)								
—Continued								
				AL-GHA46 WO-118833	7374862	GEAR, drive, oil slinger (superseded by GEAR 7412438).	1	ea
06-1		2920-737-4862	G741-7374862			GEAR, drive, oil slinger (supersedes GEAR 7374862).....	1	ea
01-2, 06-1			G740-7412438	AL-GHA4802BUT WO-801238	7412438 8673350	GENERATOR, w/PULLEY, assy (optional w/GENERATOR DR-1922304—subgroup 0601.3)	1	ea
		5305-737-5174	G740-7375174	WO-649818	7375174	BOLT, shoulder, hex-hd, S, 7/16-20NF-3 x 2 1/4 (superseded by BOLT WO-809626)	2	ea
				WO-809626		BOLT, shoulder, hex-hd, S, 7/16-20NF-3 x 2.44 (supersedes BOLT 7375174)	2	ea
	H1		H101-0442830		442830	NUT, lock, hex, 7/16-20NF	2	ea
	H1	5310-012-0395	H001-7043771		120395	WASHER, FLAT, light series, S, cd- or zn-pltd, 7/16 in.	2	ea
	H1	5310-012-0396	H001-7043801		120396	WASHER, FLAT, S, cd- or zn-pltd, 1 1/2 ID, 1 1/2 OD	2	ea
	H1	017-8571	H001-7124761		178571	WASHER, lock, int-ext-teeth, S, cd- or zn-pltd, 7/16 x 1.070 (1.045 to 1.070 OD) (generator to support to front engine plate)	2	ea
		6115-737-4750	G741-7374750	AL-GHA4802UT WO-118958	7374750	GENERATOR, w/o PULLEY, assy (optional w/GENERATOR 7355736—subgroup 0601.3)	1	ea
06-1	H1	013-2119	H001-5127361	AL-GHA2052		HEAD, commutator end, w/BRUSH and BEARING, assy	1	ea
06-1	H1	013-2138	H101-0132138		132119 132138	BOLT, MACHINE, fil-hd, S, cd- or zn-pltd, No. 10-32NF-2A x 3/8 SCREW, mach, fil-hd, S, cd- or zn-pltd, No. 10-32NF-2A x 1 1/4	4 2	ea ea
06-1	H1	013-2128	H101-0132128	AL-GHA1053	132128	HEAD, drive end, w/BEARING, assy.	1	ea
06-1	H1	5330-737-5175 012-4545	G740-7375175 H001-0518012	WO-649817	7375175 124545	SCREW, mach, fil-hd, S, cd- or zn-pltd, No. 10-32NF-2A x 7/8 INSULATOR, ru, 3/8 ID, 1 1/2 OD, 1 3/8 thk (mtg support)	6 2	ea ea
06-1	H2		H002-0501234		501234	KEY, Woodruff, S, alloy, pl-fin, size No. 5, 1/2 x 5/8 (drive end) PACKING, "O" ring, class B material, (high flexibility) 1/8 thk, 1 3/8 ID, 1 1/2 OD (drive end bearing inner retainer)	1	ea
06-1	H2		H002-0546386			PACKING, "O" ring, class B material, (high flexibility) 1/8 thk, 5 ID, 5 1/2 OD (supersedes PACKING 7375330) (superseded by PACKING 7412437)	1	ea

0601.1

06-1	5330-737-5330	G740-7375330	AL-XA744H WO-118822	7375330	PACKING, "O" ring, 5/16 OD (commutator end head to frame) (superseded by PACKING H002-0546886)	1	ea
06-1	5330-741-2437	G740-7412437	AL-XA744F WO-119116	7412437	PACKING, "O" ring, 5/16 OD (drive end head to frame) (supersedes PACKING H002-0546886)	2	ea
06-1		H002-7375329		7375329	PACKING, "O" ring, gasket, 1/2 ID, 5/8 OD, 0.062 thk (drive end head oil plug)	1	ea
06-1		H002-7375328		7375328	PACKING, "O" ring, gasket, 1.875 ID, 2 OD, 0.062 thk (drive end outer retainer)	1	ea
06-1	5315-737-4861	G741-7374861	AL-GHA42 WO-118832 AL-GHA1004	7374861	PIN, pivot, oil slinger.....	1	ea
06-1	013-2110	H001-5127341			PLATE, brush, w/BRUSHES, SPRING, and brush HOLDER, assy	1	ea
06-1	4730-737-4854	G741-7374854	AL-GHA35 WO-118826	182110 7374854	SCREW, mach, fl-hd, S, cd- or zn-pltd, No. 10-32NF-2A x 1/8	4	ea
06-1	050-0718	H006-0500718		500718	PLUG, oil, drive end head.....	1	ea
06-1	2805-737-5071	G740-7375071	AL-SP992 WO-118824	7375071	PLUG, pipe, hex-socket, hlds, S, cd- or zn-pltd, 1/8-27NPT (drive end head)	1	ea
06-1	012-5043	H101-0125043		125043	PULLEY, drive.....	1	ea
06-1	012-1224	H101-0121224		121224	NUT, castellated, hex, lt, s-fin, S, cd- or zn-pltd, 1/2-20NF-2	1	ea
06-1	5310-012-0384	H001-7025801		120384	PIN, cotter, S, cd- or zn-pltd, 3/8 x 1	1	ea
06-1	5930-738 8319	G260-7388319	AL-XA776 SCI-10-42222-2S WO-118818	7388319	WASHER, lock, med, S, cd- or zn-pltd, 1/2 in.	1	ea
06-1	013-1970	H001-5125851		131970	RECEPTACLE, wiring harness, assy.....	1	ea
06-1	2920-737-4858	G741-7374858	AL-GHA39 WO-118829	7374858	SCREW, mach, fl-hd, S, cd- or zn-pltd, No. 8-32NC-2A x 1/2	4	ea
06-1	2920-737-4855	G741-7374855	AL-GHA36 WO-118827	7374855	RETAINER, drive end head bearing, inner.....	1	ea
06-1	013-1970	H001-5125851		131970	RETAINER, drive end head bearing, outer.....	1	ea
06-1	013-1958	H001-5125821		131958	SCREW, mach, fl-hd, S, cd- or zn-pltd, No. 8-32NC-2A x 1/2	4	ea
06-1	2920-737-4860	G741-7374860	AL-GHA41 WO-118831	7374860	SCREW, mach, fl-hd, S, cd- or zn-pltd, No. 8-32NC-2A x 5/8	2	ea
06-1		G741-8332226	AL-X3099 WO-118939	8332226	RETAINER, drive end head felt washer.....	1	ea
06-1		G741-7374863	AL-GHA47 WO-118834	7374863	SCREW, hex-hd, br, Sems type, No. 8-32NC x 1/4 (brush lead cable)	2	ea
06-1		G758-8332522	AL-GHA65 WO-120158	8332522	SEAL, oil, drive end head bearing.....	1	ea
06-1	2920-737-4746	G741-7374746	AL-GHA1044 WO-118813	7374746	SLEEVE, elec (field lead).....	1	ea
06-1					SLINGER, oil, fiber, drive end head.....	1	ea

0601.1

(1) ILLUSTRATION NO.	(2) REFERENCE SYMBOLS	(3) FEDERAL STOCK NO.	(4) ORDNANCE STOCK NO.	(5) MFR'S PART NO.	(6) ORDNANCE PART NO.	(7) DESCRIPTION	(8) QUANTITY INCORPORATED IN UNIT	(9) UNIT OF ISSUE
06-1		2920-737-4856	G741-7374856	AL-GHA37 WO-118823	7374856	GROUP 06-ELECTRICAL SYSTEM-Continued		
		5340-734-7573	G741-7347573	AL-GAR221A WO-118820	7347573	0601.1-GENERATOR (24-VOLT) (AUTO-LITE) -Continued		
		2920-737-5389	G740-7375389	WO-649816	7375389	SPACER, armature shaft, drive end.....	1	ea
		022-7785	H101-0227785		227785	SPRING, brush arm (plate).....	2	ea
	H1	5310-012-0382	H001-7025741		120382	SUPPORT, mounting.....	1	ea
	H1	5310-737-4857	G741-7374857	AL-GHA38 WO-118828	7374857	BOLT, mach, hex-hd, S, cd- or zn-pltd, $\frac{3}{8}$ -16NC-2 x $\frac{1}{2}$	2	ea
06-1				AL-GHA40 WO-118830		WASHER, lock, med, reg, S, cd- or zn-pltd, $\frac{3}{8}$ in.....	2	ea
		5380-737-4859	G741-7374859		7374859	WASHER, drive end head outer retainer.....	1	ea
06-1						WASHER, felt, drive end head.....	1	ea
06-2		2920-741-8317	G741-7418317	DR-1921762 WO-119484	7418317	0601.3-GENERATOR (24-VOLT) (DELCO-REMY)		
06-2	H12		H012-7538747		7538747	ARMATURE.....	1	ea
06-2	H12		H012-7419226		7419226	BEARING, ball, SR (rad, dble seal, 0.6693 bore, 1.5748 OD, 0.6586 width) (commutator end head)	1	ea
06-2		2920-737-5388	G740-7375388	WO-801247	7375388	BEARING, ball, SR, (rad, dble seal, 0.7874 bore, 1.8504 OD, 0.5512 width) (drive end head)	1	ea
06-2	H1	042-3571	H101-0423571		423571	BRACE, adj, belt tension.....	1	ea
06-2		5305-360-8319	G508-7371188	WO-A1468	7371188	BOLT, integral lock washer, hex-hd, ext-teeth, S, cd- or zn-pltd, $\frac{3}{8}$ -16NC-2 x 1	1	ea
06-2	H1	012-0369	H001-4167601		120369	BOLT, shoulder, hex-hd, S, $\frac{3}{8}$ -24NF x $\frac{1}{2}$	1	ea
06-2	H1	5310-012-0394	H001-7043741		120394	NUT, PLAIN, hex, S, cd- or zn-pltd, $\frac{3}{8}$ -24NF-2.....	1	ea
	H1		H001-7021861		138549	WASHER, FLAT, lt, S, cd- or zn-pltd, $\frac{3}{8}$ in.....	1	ea
06-2	H1	5310-012-0382	H001-7025741		120382	WASHER, lock, int-teeth, S, cd- or zn-pltd, $\frac{1}{2}$ in. (under head of BOLT 7371188)	1	ea
06-2			G742-7538749	DR-1906927 WO-118885	7538749	WASHER, LOCK, med, S, cd- or zn-pltd, $\frac{3}{8}$ in.....	2	ea
06-2	H1		H101-0453292		453292	BRUSH.....	2	ea
06-2	H1	013-1044	H001-7025561		131044	SCREW, MACHINE, pan-hd, S, cd- or zn-pltd, No. 6-32NC-2A x $\frac{1}{4}$	2	ea
				DR-1916417		WASHER, LOCK, med, S, cd- or zn-pltd, No. 6.....	2	ea
						BRUSH, collector.....	1	ea

06-2			G742-7538784	DR-1916415 WO-118886	7538784	BRUSH, collector, drive end, head bearing, w/SPRING, assy Composed of: 1 BRUSH 1 SPRING	1	ea
06-2			G742-7538753	DR-1916417 DR-1916416 DR-1917894 DR-1916321 WO-118887	7538753	BUSHING, brush plate CABLE, connecting, brush No. 18, ins, 5 1/4 lg.	2 1	ea ea
06-2		5910-256-9728	G742-7538751	DR-1916209 WO-118888 DR-1916646 WO-119016 DR-1916773 WO-118889	7538751 7388377	CAPACITOR, armature circuit CLIP, terminal	1 1	ea ea
06-2		2920-570-1238	G742-5701238		5701238	COIL SET, field	1	ea
06-2		2920-753-8754	G742-7538754	DR-1916322 WO-118890 DR-1916150 WO 118891	453308 7538777 7538762 7538763 7538761 7538754	Composed of: 8 SCREW 1 WINDING, generator field, lower left 1 WINDING, generator field, lower right 1 WINDING, generator field, upper left 1 WINDING, generator field, upper right COLLAR, armature, drive end	1	ea
06-2			G742-7716690		7716690	ELBOW, 90 deg, No. 27 shell wtrprf connector (terminal receptacle)	1	ea
06-2	H1	013-1987	H001-5125891		131987	BOLT, MACHINE, fil-hd, S, cd- or zn-pltd, No. 8- 32NC-2 x 1	4	ea
06-2	H1		H101-0453299		453299	WASHER, lock, med, S, cd-pltd, No. 8 FRAME, field coil, w/terminal BRACKET	4 1	ea ea
06-2		2920-739-1018	G742-7391018	DR-1921772 WO-119544 DR-1916320 WO-118892 DR-1916211 WO-118894 DR-1916135 WO-118893 DR-1922304 WO-806072 WO-649818	7391018 7716562 7538759	GASKET, annular, cop and asb, oval sec, 1 1/2 ID, 1 1/2 OD, 3/2 thk (housing plug) GASKET, fl, fiber, 1 1/2 sq, 1 1/2 ID, 4 No. 10 screw holes (receptacle mtg)	1 3	ea ea
06-2		2920-753-8759	G742-7538759		7538759	GASKET, ru, 1 1/2 ID, 3 1/4 OD, 1/2 thk (commutator end head bearing retaining plate)	1	ea
06-2		2910-737-5174 012-0370	G740-7375174 H001-4167641		7375174 120370	GENERATOR, 24 v, wtrprf, w/PULLEY, assy (optional w/GENERATOR 8673850 subgroup 0601.1) BOLT, SHOULDER, hex-hd, 1/4-20NF-3 x 2 1/4 NUT, PLAIN, HEXAGON, lt, s-fin, S, cd- or zn-pltd, 1/4-20NF-2	2 2	ea ea
06-2		012-0395	H001-7043771		120395	WASHER, FLAT, lt, S, cd- or zn-pltd, 1/8 in.	2	ea
06-2		5310-012-0396	H001-7043801		120396	WASHER, FLAT, S, cd- or zn-pltd, 1/2 in.	2	ea
06-2		5310-013-6857	H001-7017711		136857	WASHER, LOCK, ext-teeth, S, cd- or zn-pltd, 1/8 in.	2	ea
06-2		2920-735-5736	G741-7355736	DR-1117495 WO-119547 DR-1916107 WO-118896	7355736 7538757	GENERATOR, 24 v, wtrprf, w/o PULLEY, assy (op- tional w/GENERATOR 7374750 subgroup 0601.1) HEAD, commutator end	1 1	ea ea

(1) ILLUSTRATION NO.	(2) REFERENCE SYMBOLS	(3) FEDERAL STOCK NO.	(4) ORDNANCE STOCK NO.	(5) MFR'S PART NO.	(6) ORDNANCE PART NO.	(7) DESCRIPTION	(8) QUANTITY INCORPORATED IN UNIT	(9) UNIT OF ISSUE
						GROUP 06 - ELECTRICAL SYSTEM - Continued		
				DR-1921764 WO-119546		0601.3 - GENERATOR (24-VOLT) (DELCO-REMY) - Continued HEAD, commutator end, assy	1	ea
06-2	H1	753-8782	H101-045307		7538749	Composed of:		
06-2	H1	044-6161	H101-0446161		7538757	2 BRUSH		
06-2	H1	2920-753-8756	H101-0453708		7373350	1 HEAD		
06-2	H1	2920-753-8756	G742-7538756	DR-1916106 WO-118897	8344313	2 HOLDER		
06-2	H1	753-8782	H101-0453307		7413318	1 LEAD		
06-2	H1	044-6161	H101-0446161		453292	1 PLATE		
06-2	H1	2920-753-8756	H101-0453708		7413315	2 SCREW		
06-2	H1	2920-353-6304	H101-0453708	DR-1904514 WO-118899	7538767	2 SPRING		
06-2	H1	5970-737-4865	G741-7374865		131044	2 WASHER		
06-2	H1	5330-737-5175	G740-7375175	DR-1917993 WO-118900	453307	2 WASHER		
06-2	H1	012-4545	H001-0518012		446161	SCREW, mach, fl-hd, S, cd- or zn-pltd, No. 12-24NC x 1/16		
06-2	H2		H002-0501224	DR-1916325	453708	WASHER, FLAT, lt, S, cd- or zn-pltd, 3/8 in.		
					7373350	WASHER, lock, lt, S, cd- or dichromate-pltd, No. 12		
						HEAD, drive end		
						SCREW, mach, fl-hd, S, cd-pltd, No. 12-24NC x 1/16		
						WASHER, FLAT, lt, S, cd- or zn-pltd, 3/8 in.		
						WASHER, lock, lt, S, cd- or dichromate-pltd, No. 12		
						HOLDER, brush		
						HOLDER, brush, plate		
						INSULATOR, brush plate		
						INSULATOR, brush plate		
						INSULATOR, field coil (strip type)		
						INSULATOR, ru, 3/8 ID, 1 1/8 OD, 1 1/2 lg (mounting support)		
						KEY, WOODRUFF, S, (No. 5) 1/8 x 5/8 (drive end)		
						LEAD, connecting, brush, assy		
						Composed of:		
						1 CABLE		
						1 CLIP		
						PACKING, "O" ring, 1/8 ID, 3/8 in. thk, (drive end head seal)		

06-2	H2		G742-7538765	DR-1916149 WO-118911	7538765	PACKING, PREFORMED, "O" ring, 5 in. ID, 0.135 thk (commutator end head (1), drive end head (1)) (superseded by PACKING 546886)	2	ea
06-2			H002-0546886		546886	PACKING, PREFORMED, "O" ring, class B material (high flexibility), 5 ID, 5 $\frac{1}{16}$ OD, $\frac{1}{8}$ thk. (supersedes PACKING 7538765)	2	ea
06-2	H2		G742-7538750	DR-1913678 WO-118910	7538750	PACKING, PREFORMED, "O" ring, 1.599 ID, 0.135 thk (commutator end head bearing) (superseded by PACKING 546859)	1	ea
06-2			H002-0546859		546859	PACKING, PREFORMED, "O" ring, class B material (high flexibility), 1 $\frac{1}{8}$ ID, $\frac{1}{8}$ thk (supersedes PACKING 7538750)	1	ea
06-2				DR-1916152		PIN, brush plate	1	ea
06-2				DR-1916153		PIN, brush plate	1	ea
06-2				DR-1921761		PLATE, brush	1	ea
06-2		2920-741-3318	G741-7413318	DR-1921760 WO-119491	7413318	PLATE, brush, assy	1	ea
				DR-1917894		Composed of:		
				DR-1904516		2 BUSHING		
				DR-1916133		2 HOLDER		
				DR-1916134		1 INSULATOR		
				DR-1916152		1 INSULATOR		
				DR-1916153		1 PIN		
				DR-1921761		1 PIN		
				DR-1916154		1 PLATE		
				DR-1916155		1 RIVET		
				DR-1916541		1 RIVET		
				DR-1916157		2 SUPPORT		
				DR-1916158		1 WASHER		
				DR-1921747		2 WASHER		
06-2		5310-741-3319	G741-7413319	WO-119496	7413319	NUT, sp, S, cd-pltd, No. 10-32NF-2	2	ea
06-2	H1		H101-0453464		453464	SCREW, mach, rd-hd, S, cd- or dichromate-pltd, No. 10-32NF-2A x $\frac{1}{2}$	2	ea
06-2	H1		H101-0453296		453296	WASHER, lock, med, S, cd- pltd, No. 10	2	ea
				DR-1921773 WO-119545		PLATE, name	1	ea
				DR-1914906 WO-119019		RIVET	4	ea
06-2		2920-753-8783	G742-7538783	DR-1916413 WO-118904	7538783	PLATE, retn, commutator end head bearing, w/SPRING	1	ea
06-2	H1		H101-0453282		453282	SCREW, mach, fl-hd, S, cd-pltd, No. 10-24NC-2A x $\frac{3}{8}$	6	ea
06-2	H1		H101-0453474		453474	WASHER, lock, ext-teeth, reg, S, cd-pltd, No. 10	6	ea

(1) ILLUSTRATION NO.	(2) REFER- ENCE SYMBOLS	(3) FEDERAL STOCK NO.	(4) ORDNANCE STOCK NO.	(5) MFR'S PART NO.	(6) ORDNANCE PART NO.	(7) DESCRIPTION	(8) QUANTITY INCOR- PORATED IN UNIT	(9) UNIT OF ISSUE
GROUP 06—ELECTRICAL SYSTEM—Continued								
0601.3—GENERATOR (24-VOLT) (DELCO-REMY) —Continued								
06-2		2920-753-8760	G742-7538760	DR-1916137 WO-118905	7538760	PLATE, retn, drive end head bearing.....	1	ea
06-2	H1		H101-0453281		453281	SCREW, mach, rd-hd, S, cd-pltd, No. 8-32NC-2A x 5/16	4	ea
06-2	H1		H101-0453473		453473	WASHER, lock, ext-teeth, med, S, cd- or dichromate-pltd, No. 8	4	ea
06-2	H6	011-8831	H006-0283192		118831	PLUG, PIPE, sltd, hdls, br, pl-fin, 1/8-27NPT (field frame)	1	ea
06-2			G742-7391017	DR-1916139 WO-118906	7391017	PLUG, rd-hd, sltd, S, cd-pltd, 1 1/8 OD, 1 3/8-12NPF-2 (field coil frame inspection)	1	ea
06-2		2805-737-5071	G740-7375071	DR-1919234 AL-SP992 WO-118824	7375071	PULLEY, drive.....	1	ea
06-2	H1		H101-0453327		453327	NUT, lock, hex, sltd, S, zn- or dichromate-pltd, 1/2-20NF-2	1	ea
06-2		5310-368-4943	G741-7374866	DR-1918043 WO-118908	7374866	WASHER, FLAT, plain, S, zn-pltd, 3/8 ID, 1 1/8 OD, 3/8 thk (superseded by WASHER 120396)	1	ea
06-2	H1		H001-7043801		120396	WASHER, FLAT, S, cd- or zn-pltd, 1 1/8 ID, 1 1/8 OD, 0.095 thk (supersedes WASHER 7374866)	1	ea
06-2		5930-738-3319	G260-7383319	DR-1916007 WO-118909	7383319	RECEPTACLE, wtrprf, box mtg No. 22 shell, female socket insert, one No. 12 and two No. 8 cable contacts, assy (terminal)	1	ea
06-2	H1		H101-0453847		453847	SCREW, mach, fl-hd, S, zn- or dichromate-pltd, No. 8-32NC-2A x 1/8	4	ea
06-2	H1		H101-0453299		453299	WASHER, lock, med, S, cd- or dichromate-pltd, No. 8	4	ea
				DR-1916154 DR-1916155		RIVET, brush plate.....	1	ea
					453281	RIVET, brush plate.....	1	ea
					453281	SCREW, mach, rd-hd, S, cd-pltd, No. 8 (0.164) 32NC x 5/16 (field coil ground cable)	1	ea
06-2	H1		H101-0453299		453299	WASHER, lock, med, S, cd- or dichromate-pltd, No. 8	1	ea
			G742-7538786	DR-1916642 WO-119011	7538786	SEAL, PLAIN, ENCASED, oil and water, drive end head.	1	ea
06-2	H1		H101-0453281		453281	SCREW, mach, rd-hd, S, cd-pltd, No. 8-32NC-2A x 5/16	4	ea
06-2	H1		H101-0453473		453473	WASHER, lock, ext-teeth, S, cd- or dichromate-pltd, No. 8	4	ea
06-2				DR-1921755 WO-119485		SHOE, pole.....	4	ea

06-2	H1		H101-0453808	453808	SCREW, mach, fl-hd, cross-recess, S, cd- or dichromate-pltd, $\frac{5}{16}$ -24NF-2A x $\frac{7}{8}$	8	ea
06-2		2920-753-8785	G742-7538785	7538785	SPACER, bearing (commutator end head)	1	ea
06-2			G741-7413315	7413315	SPRING, brush	2	ea
		2920-737-5389	G740-7375389	7375389	SPRING, collector	1	ea
	H1	022-7477	H101-0227477	227477	SUPPORT, brush, plate	2	ea
	H1	5310-012-0382	H001-7025741	120382	SUPPORT, mounting	1	ea
06-2		5310-753-8767	G742-7538767	7538767	BOLT, mach, hex-hd, s-fin, alloy-S, $\frac{3}{8}$ -16NC-2 x $\frac{7}{8}$	2	ea
					WASHER, lock, med, S, cd- or zn-pltd, $\frac{3}{8}$ in.	2	ea
					WASHER, br, 0.191 ID, 0.359 OD, 0.023 thk (brush arm)	2	ea
	H1		H001-7025561	131044	WASHER, brush plate	1	ea
06-2		5310-753-8787	G742-7538787	7538787	WASHER, brush plate	2	ea
06-2			G742-7538777	7538777	WASHER, lock, med, S, cd- or zn-pltd, No. 6 (0.138) (common head)	2	ea
06-2		6115-753-8762	G742-7538762	7538762	WASHER, spacing, bearing (drive end head)	1	ea
06-2		6115-753-8763	G742-7538763	7538763	WINDING, GENERATOR FIELD, lower left	1	ea
06-2			G742-7538761	7538761	WINDING, GENERATOR FIELD, lower right	1	ea
					WINDING, GENERATOR FIELD, upper left	1	ea
					WINDING, GENERATOR FIELD, upper right	1	ea
06-3					0602-GENERATOR REGULATOR (24-VOLT)		
06-3					ARMATURE, circuit breaker	1	ea
06-3					ARMATURE, current regulator	1	ea
06-3					ARMATURE, voltage regulator	1	ea
06-3	H1		H101-0131966	131966	SCREW, fl-hd, Sems type, No. 8-32NC x $\frac{7}{8}$	6	ea
06-3	H1	013-1015	H001-7043591	131015	WASHER, FLAT, med, S, cd- or zn-pltd, No. 8	6	ea
06-3		2920-737-4917	G741-7374917	7374917	BASE, insulating	1	ea
06-3	H1	013-2908	H001-5148851	132908	SCREW, mach, rd-hd, S, cd- or zn-pltd, No. 10-32NF-2A x $\frac{1}{2}$	6	ea
06-3	H1	5310-012-0591	H001-7043621	120391	WASHER, FLAT, med, S, cd- or zn-pltd, $\frac{3}{8}$ in.	4	ea
06-3		2920-737-4918	G741-7374918	7374918	BASE, w/name PLATE, assy (includes RECEPTACLE, RECTIFIER, RESISTOR, TERMINAL, and FILTER)	1	ea
06-3	H1	042-4632	H101-0424632	424632	BOLT, INTEGRAL LOCK WASHER, S, ext-teeth, rd-hd, sltd, cd- or zn-pltd, $\frac{1}{4}$ -28NF-2 x $\frac{5}{8}$ (filter terminal)	2	ea

(1)	(2)	(3)	(4)	(5)	(6)	(7)	(8)	(9)
ILLUSTRATION NO.	REFERENCE SYMBOLS	FEDERAL STOCK NO.	ORDNANCE STOCK NO.	MFR'S PART NO.	ORDNANCE PART NO.	DESCRIPTION	QUANTITY INCORPORATED IN UNIT	UNIT OF ISSUE
06-3						GROUP 06—ELECTRICAL SYSTEM—Continued		
						0602—GENERATOR REGULATOR (24-VOLT)		
						—Continued		
06-3	H1	018-1015	H001-7048591	AL-VRA1060A		BRACKET, adj, air gap, current and voltage regulators.	2	ea
06-3		2920-737-4822	G741-7374822	AL-X3050	131015	SCREW, fl-hd, Sens type, No. 8-32NC x 5/16.	4	ea
06-3		2920-737-4823	G741-7374823	AL-VBC19	7374822	WASHER, FLAT, med, S, cd- or zn-pltd, No. 8.	4	ea
06-3		018-7979	H101-0187979	WO-118753	7374823	BRACKET, current regulator core resistor.	1	ea
06-3	H1	2920-737-4921	G741-7374921	AL-VBC21	187979	BRACKET, mounting (regulator).	2	ea
06-3		5925-737-4945	G741-7374945	WO-118754	7374921	BOLT, INTEGRAL LOCK WASHER, hex-hd, S, cd- or zn-pltd, 1/4-20NC-2 x 3/4	4	ea
06-3		050-8342	H001-0725250	AL-VBC3070	7374921	BRACKET, voltage regulator core resistor.	1	ea
06-3	H1	5310-737-5357	G740-7375357	WO-118795	7374945	BREAKER, circuit, assy.	1	ea
06-3	H1		H101-0446187	AL-VAD176	503342	NUT, SELF-LOCKING, HEXAGON, safety, br, 1/4-28NRF-3 (critical installations)	1	ea
				WO-117017	7375357	WASHER, FLAT, S, cd- or zn-pltd, 1/4 in. (super-seeded by WASHER 446187)	1	ea
				AL-GAA35A	446187	WASHER, FLAT, S, 17/64 ID, 5/8 OD, 0.049 thk (super-seeded WASHER 7375357)	1	ea
				AL-VBC23	8393092	BUSHING, insulating, circuit breaker contact bracket.	2	ea
				AL-XA770	7374919	BUSHING, insulating (resistor attaching).	1	ea
				WO-118775	7374919	CAPACITOR, assy.	1	ea
				AL-VBC40	8673471	CASE.	1	ea
				WO-118764	7374920	CHOKER, radio suppression (rf).	1	ea
				AL-VBC1016	503240	NUT, safety, br, No. 8 (0.164)-32NC-2 (supersedes NUT 7347560)	1	ea
	H1	2920-737-4920	H001-0725140	WO-118786	7347560	NUT, SELF-LOCKING, HEXAGON, elastic stop, No. 8-32NC (superseded by NUT 503240)	1	ea
				AL-XA766	7348949	CONNECTOR, bar, series coil.	1	ea
				WO-118774		CONTACT, stationary, circuit breaker.	1	ea
				AL-VBA46				
				WO-A9052				
				AL-VAD1118				

06-3							AL-VBC2 WO-118752	7374825	COVER	1	ea
06-3	2920-737-4825	G741-7374825						127651	BOLT, MACHINE, hex-hd, slotted, S, cd- or zn-pltd, No. 10-32NF-2 x 3/4	6	ea
06-3	012-7651	H101-0127651						7374922	CUSHION, mtg bracket, w/STUD, assy	4	ea
06-3	2920-737-4922	G741-7374922						7374923	FILTER, radio suppression, assy	1	ea
06-3	2920-737-4923	G741-7374923						178469	BOLT, INTEGRAL LOCK WASHER, rd-hd, sltd, ext-teeth, No. 10 (0.190)-32NF-2 x 3/8	1	ea
06-3	017-8469	H101-0178469						7716562	GASKET, receptacle mtg (supersedes by GASKET AL-XA767A)	2	ea
06-3		G244-7716562							GASKET, receptacle mtg (supersedes GASKET 7716562)	2	ea
									INSULATOR, inner circuit breaker contact	1	ea
06-3								8393093	INSULATOR, outer circuit breaker contact	1	ea
06-3									LEAD, assy (base)	1	ea
06-3								8393090	LEAD, assy (cutout relay to fillerette terminal)	1	ea
06-3								8393095	LEAD, 2 1/4 lg (base)	1	ea
									NUT, hex, elastic stop, No. 10-32NF (lead connection (3), resistor mtg (1)) (supersedes by NUT AL-XA699A)	4	ea
06-3									NUT, hex, elastic stop, No. 10-32NF (lead connection (3), resistor mtg (1)) (supersedes NUT AL-XA699)	4	ea
									PACKING, PREFORMED, "O" ring, 6 3/4 OD (cover) (superseded by PACKING 546896)	1	ea
06-3	5330-737-4964	G741-7374964						7374964	PACKING, PREFORMED, "O" ring, class B material (high flexibility), 6 1/2 OD, 1/8 thk (supersedes PACKING 7374964)	1	ea
06-3		H002-0546896						546896	PLATE, SHIELD (filter terminal)	1	ea
06-3								8393094			
06-3									BOLT, INTEGRAL LOCK WASHER, rd-hd, sltd, ext-teeth, S, cd- or zn-pltd, No. 10 (0.190)-32NF-2 x 3/8	2	ea
06-3	017-8469	H101-0178469						178469			
06-3	044-4614	H106-0444614						444614	PLUG, PIPE, hex, br, cd- or zn-pltd, 1/8-27NPT (regulator drain)	1	ea
06-3	2920-737-4924	G741-7374924						7374924	RECEPTACLE, base, assy	1	ea
06-3	2920-737-4925	G741-7374925						7374925	RECEPTACLE, w/CABLE, assy	1	ea
06-3									SCREW, fl-hd, Sems type, No. 8-32NC x 7/16	8	ea

(1) ILLUSTRATION NO.	(2) REFERENCE SYMBOLS	(3) FEDERAL STOCK NO.	(4) ORDNANCE STOCK NO.	(5) MFR'S PART NO.	(6) ORDNANCE PART NO.	(7) DESCRIPTION	(8) QUANTITY INCORPORATED IN UNIT	(9) UNIT OF ISSUE
06-3		2920-737-4960	G741-7374960	AL-XA782 WO-118770	7374960	GROUP 06-ELECTRICAL SYSTEM-Continued 0602-GENERATOR REGULATOR (24-VOLT) -Continued RECTIFIER, radio suppression..... BOLT, INTEGRAL LOCK WASHER, rd-hd, sltd, ext-teeth, S, cd- or zn-pltd, No. 10 (0.190)-32NF-2 x 3/8 REGULATOR, current, assy..... NUT, SELF-LOCKING, HEXAGON, safety, br, 1/4-28NF-3 (critical installations) REGULATOR, generator, assy..... NUT, PLAIN, HEXAGON, jam, s-fin, S, 5/16-18NC-2.... WASHER, LOCK, reg, S, tinned, 5/16 in..... REGULATOR, voltage, assy..... NUT, SELF-LOCKING, HEXAGON, safety, br, 1/4-28NF-3 (critical installations) RESISTOR, carbon (15 ohm)..... RESISTOR, carbon (400 ohm)..... SCREW, MACHINE, rd-hd, S, cd- or zn-pltd, 1/4-20NC-2 x 1/2 WASHER, fl, med, S, cd- or zn-pltd, No. 8..... RESISTOR, carbon, button type..... WASHER, INSULATING..... NUT, hex, elastic stop, No. 10-32NF..... SCREW, mach, rd-hd, S, cd- or zn-pltd, No. 10-32NF-2A x 1 WASHER, FLAT, med, br, 7/8 ID, 1/2 OD, 0.049 thk..... SCREW, int-teeth lock washer, fl-hd, No. 10-32NF x 1 1/2 (lead connection) SCREW, int-teeth lock washer, fl-hd, No. 10-32NF x 1 1/2 (lead connection)	1	ea
06-3	H1	017-8469	H101-0178469		178469		2	ea
06-3		2920-737-4943	G741-7374943	AL-VBC3008 WO-118794	7374943		1	ea
06-3	H1	050-3342	H001-0725250		503342		1	ea
06-3		2920-752-4309	G741-7524309	AL-VBC4002 WO-800127	7524309		1	ea
06-3	H1	042-6894	H101-0426894		426894		4	ea
06-3	H1	2920-737-4944	H101-0221177 G741-7374944	AL-VBC3071 WO-118796	221177 7374944		4 1	ea ea
06-3	H1	050-3342	H001-0725250		503342		1	ea
06-3		5905-737-4961	G741-7374961	AL-VRP100C WO-118776	7374961		1	ea
06-3			G758-8332078	AL-VRP100K WO-119479	8332078		1	ea
06-3	H1	5305-012-0628	H001-5151031		120628		4	ea
06-3	H1	013-1015	H001-7043591	AL-VBC22 WO-118761	131015		4	ea
06-3				AL-EWD62 WO-118759	8393091		1	ea
06-3				AL-XA699A WO-119478	8672285		1	ea
06-3	H1	013-2923	H001-5148891		132923		1	ea
06-3	H1	5310-011-6090	H001-1522005		116090		1	ea
06-3		5305-737-5371	G740-7375371	WO-118724 AL-8X3029 AL-X3055 WO-118800	7375371		2	ea
06-3							2	ea

06-3	5305-362-3305	G502-7702665	AL-VRA16	7702665	SCREW, mach, br, No. 10-48NS-2 x 1/8	3	ea
06-3	5310-770-2608	G507-7702608	AL-VRA15	7702608	NUT, knurled, br, No. 10 (0.190)-48NS	3	ea
06-3	5340-362-3308	G507-7702645	AL-VRA84	7702645	SPRING, extn, corr-res-S, 0.048 dia stk, 0.302 OD, 1 1/2 lg (voltage regulator armature) (M5)	1	ea
06-3	5340-362-3307	G507-7702646	AL-VRA17	7702646	SPRING, extn, corr-res-S, 0.048 dia stk, 14 1/2 coils, 0.320 ID, 1 1/2 lg (M5) (current regulator and circuit breaker armature) (M5)	2	ea
06-3	6150-737-4965	G741-7374965	AL-VBC30 WO-118755	7374965	STRAP, ground	4	ea
06-3			AL-VBC18 WO-118760	8672286	TERMINAL, resistor	1	ea
06-4		G741-8328057	AL-MCZ2006F WO-119636	8328057	0603-STARTER ARMATURE, assy	1	ea
06-5			AL-MCZ69		BASE, switch	1	ea
06-4	3120-362-1368	G741-5346762	AL-MCZ1069 WO-119638	5346762	BASE, switch, assy	1	ea
06-5		G741-8328065	AL-MP41A WO-119631	8328065	BEARING, bushing type, bz (pinion housing)	1	ea
06-4			AL-MCZ1065 WO-119639		BLADE, switch, w/PLUNGER, assy	1	ea
06-4			AL-MCS1034S WO-119635		BRUSH, grounded (plate)	2	ea
06-4			AL-MCS12 WO-119610		BRUSH, insulated (frame and field)	1	ea
	5975-736-9889	G741-7369889	AL-MCS2012S WO-119768	7369889	BRUSH SET, starter	1	ea
06-5			AL-MCS1034S		Composed of:		
			AL-MCS12		2 BRUSH		
			AL-MCS69		2 BRUSH		
06-5			WO-119621		BUSHING, insulating (terminal stud)	2	ea
06-5			AL-MCS67		BUSHING, terminal stud	2	ea
06-4		G740-8328139	WO-119620 AL-MCL3161A WO-118645	8328139	CLUTCH, starter, assy	1	ea
06-4		G740-8328140	AL-MCZ64 WO-119612	8328140	CONNECTOR, switch to field coil	1	ea
06-4		G741-8328056	AL-MCS2079S WO-119632	8328056	FRAME, w/field COILS, assy	1	ea
	5330-521-4539	G508-5214539	LO-FC602 WO-637604	5214539	GASKET, cop, 0.510 ID, 1/8 OD, 1/2 thk (starter to bell housing)	2	ea
		G740-8328141	WO-804396	8328141	GASKET, starter	1	ea
06-5		G741-8328062	AL-MCZ66 WO-119614	8328062	GASKET, switch cover	2	ea

(1) ILLUSTRATION NO.	(2) REFERENCE SYMBOLS	(3) FEDERAL STOCK NO.	(4) ORDNANCE STOCK NO.	(5) MFR'S PART NO.	(6) ORDNANCE PART NO.	(7) DESCRIPTION	(8) QUANTITY INCORPORATED IN UNIT	(9) UNIT OF ISSUE
GROUP 06 - ELECTRICAL SYSTEM - Continued								
0603 - STARTER - Continued								
06-5		5330-737-4930	G741-7374930	AL-MCS78 WO-119622	7374930	GASKET, terminal stud.....	2	ea
06-4			G740-8328135	AL-MCS1083 WO-119633	8328135	HEAD, commutator end, w/BEARING, assy.....	1	ea
06-4	H1	018-1970	H001-5125851		131970	SCREW, mach, fl-hd, S, cd- or zn-pltd, No. 8-32NC-2A x 1/2	6	ea
06-4	H1	5310-042-6678	H101-0426678	AL-PS1310	426678	WASHER, lock, med, S, tin-pltd, No. 8.	6	ea
06-4			G740-8328136	WO-119649	8328136	HOUSING, drive pinion.....	1	ea
06-4	H1		H101-0271122	AL-MCZ78	271122	SCREW, hex-hd, S, cd-pltd, No. 8-32NF-2 x 1/16	6	ea
06-4	H1	5310-042-6678	H101-0426678	WO-119623	426678	WASHER, LOCK, med, S, tin-pltd, No. 8.	6	ea
06-5			G741-8328061	AL-MCZ62	8328061	HOUSING, switch terminal.....	1	ea
06-5	H1		H001-5127351	WO-119613	120216	SCREW, fl-hd, S, cd-pltd, No. 10-32NF-2 x 1/2	4	ea
06-5	H1	5310-043-1680	H101-0431680	AL-MCZ1072	431680	WASHER, lock, reg, S, tin-pltd, No. 10.	4	ea
06-5			G741-8328061	WO-119646	8328061	INSULATOR, switch.....	2	ea
06-4			G740-8328144	AL-MCZ1075	8328144	LEVER, shifting yoke shaft (superseded by LEVER AL-MCZ1075)	1	ea
06-4	H1	012-4543	H001-0518010	WO-120252	124543	LEVER, shifting yoke shaft (supersedes LEVER 8328144).	1	ea
06-4	H1	018-7185	H001-4417731		137185	KEY, WOODRUFF, ni-S, 1/8 x 1/2 (No. 404 or 3)	2	ea
06-4		5310-734-7571	G741-7347571	AL-X1379 WO-119643	7347571	PIN, cotter, split, S, 1/8 x 1	1	ea
06-4	H2	054-6875	H002-0546875		546875	NUT, hex, cop or br, 3/8-16NC-2 (terminal stud)	1	ea
06-4	H2	050-1220	H002-0501220		501220	PACKING, preformed, "O" ring, synthetic ru, 3/8 ID, 3/8 OD (commutator end head (1), pinion housing (1))	2	ea
18-6		2920-776-0417	G740-7760417	WO-801797	7760417	PACKING, preformed, synthetic ru, 3/8 ID, 1/2 OD (shifting yoke shaft)	1	ea
	H1		H101-0271172		271172	PEDAL, starter switch.....	1	ea
	H1	012-0854	H001-5417601		120854	NUT, hex, w/ext-teeth lock washer, Keys type, 1/4-20NC-2	3	ea
	H1	5310-012-0386	H001-7045531		120386	SCREW, mach, hex-hd, S, cd- or zn-pltd, 1/4-20NC-3 x 3/8	3	ea
						WASHER, FLAT, S, cd- or zn-pltd, 5/16 ID, 3/4 OD, 0.065 thk	3	ea

06-4	2920-737-4938	G741-7374938	AL-MCS-1278 WO-119634	7374938	PLATE, w/BRUSH and SPRING, assy.....	1	ea
06-4	5305-013-3482	H001-5087931		183482	SCREW, mach, fl-hd, S, cd- or zn-pltd, No. 8-32NC-2A x 3/8	4	ea
06-5	011-8831	H006-0283192		118831	PLUG, pipe, sltd, hdls, br, pl-fn, 1/2-27NPT (field frame).	1	ea
06-5			AL-MCS57 WO-119618		RETAINER, S, cd-pltd, 0.502 ID, 0.792 OD, 0.080 thk (terminal stud gasket)	2	ea
06-4		G741-8328071	AL-MCZ49 WO-119627	8328071	RETAINER, shifting yoke shaft.....	1	ea
06-4			AL-19X888 WO-119829		SCREW, mach, fl-hd, S, cd-pltd, No. 8-32NC x 5/8	1	ea
06-4	5310-042-6678	H101-0426678		426678	WASHER, lock, med, S, tin-pltd, No. 8.....	1	ea
06-4	2920-353-7400	G741-7374940	AL-MCS46A WO-119629	7374940	RETAINER, snap ring (also known as pinion STOP).....	1	ea
06-5		G741-8328063	AL-MCZ70 WO-119615	8328063	RETAINER, spring, switch base.....	1	ea
06-4	5340-734-7572	G741-7347572	AL-MCS47A WO-119630	7347572	RING, retn, snap, S, cd-pltd, (retainer and pinion stop).....	1	ea
06-4	012-4920	H001-4185561	AL-19X3168 WO-119766		SCREW, cap, hex-hd, S, cd-pltd, 5/16-24NF-2 x 1 1/8 (plunger adj)	1	ea
06-5		G741-8328066	AL-XA744S WO-119617	8328066	NUT, plain, hex, lt, s-fn, S, cd- or zn-pltd, 5/16-24NF-2.	1	ea
06-4		G741-8328067	AL-MCZ77 WO-119628		SEAL, "O" ring, 3/8 OD (switch plunger).....	1	ea
06-4	5340-358-7657	G740-7375301	AL-MZ19A WO-117861	7375301	SHAFT, shifting yoke.....	1	ea
06-5		G741-8328064	AL-MCZ71 WO-119616	8328064	SPRING, brush holder.....	4	ea
01-2, 4, 06-4		G758-8329740	DR-X10483 WO-804758	8329740	SPRING, switch blade.....	1	ea
		G740-8328132	AL-MCZ4001UT WO-804376	8328132	STARTER, assy (24 v, wtrprf) (optional w/STARTER 8328132)	1	ea
		G508-5214539	WO-637604	A214539	STARTER, assy (24 v, wtrprf) (optional w/STARTER 8329740)	1	ea
	050-3323	H001-4040581		503323	GASKET, cop, 0.510 ID, 1 1/8 OD, 1/2 thk ((1) under SCREW 120426, (1) under NUT 503323)	2	ea
		H001-5458841		124378	NUT, self-locking, hex, S, cd- or zn-pltd, 1/2-20NF-3	1	ea
	012-0426	H001-5423761		120426	SCREW, cap, hex-hd, S, cd- or zn-pltd, 1/2-20NF-3 x 3 1/2	1	ea
		H101-0451975		451975	SCREW, mach, hex-hd, w/spring lock washer, S, cd- or zn-pltd, 5/16-18NC x 3/4	1	ea
	5310-012-0384	H001-7025801		120384	WASHER, lock, med, S, cd- or zn-pltd, 1/2 in.....	1	ea

(1) ILLUSTRATION NO.	(2) REFERENCE SYMBOLS	(3) FEDERAL STOCK NO.	(4) ORDNANCE STOCK NO.	(5) MFR'S PART NO.	(6) ORDNANCE PART NO.	(7) DESCRIPTION	(8) QUANTITY INCORPORATED IN UNIT	(9) UNIT OF ISSUE
GROUP 06-ELECTRICAL SYSTEM-Continued								
0603--STARTER-Continued								
06-5				AL-MCZ1060 WO-119642		STUD, switch terminal.	1	ea
06-5				AL-MCS63		INSULATOR	1	ea
06-4, 5		5310-734-7571	G741-7347571	WO-119619 AL-X1379 WO-119643	7347571	NUT, hex, cop or br, $\frac{3}{8}$ -16NC-2	1	ea
06-4, 5	H1	5310-043-2646 5310-734-7568	H101-0432646 G741-7347568	AL-MN47B WO-119624	432646 7347568	WASHER, lock, S, tin-fin, $\frac{3}{8}$ in. WASHER, FLAT, S, cd-pltd, 0.380 ID, 0.625 OD, 0.042 thk (superseded by WASHER 446548)	1 1	ea ea
06-5	H1		H101-0446548		446548	WASHER, FLAT, S, cd- or zn-pltd, $\frac{3}{8}$ ID, $\frac{3}{4}$ OD, 0.065 thk (supersedes WASHER 7347568)	1	ea
06-5				AL-MCS1060 WO-119641		STUD, switch terminal.	1	ea
06-5		5310-734-7571	G741-7347571	AL-X1379 WO-119643	7347571	NUT, hex, cop or br, $\frac{3}{8}$ -16NC-2	1	ea
06-5	H1	013-4570	H001-4133820	AL-MC863	134570	INSULATOR	1	ea
06-4, 5	H1	5310-043-2646 5310-734-7568	H101-0432646 G741-7347568	WO-119619 AL-MN47B WO-119624	432646 7347568	WASHER, lock, S, tin-fin, $\frac{3}{8}$ in. WASHER, flat, S, cd-pltd, 0.380 ID, 0.625 OD, 0.042 thk (superseded by WASHER 446548)	2 1	ea ea
06-5	H1		H101-0446548		446548	WASHER, flat, S, cd- or zn-pltd, $\frac{3}{8}$ ID, $\frac{3}{4}$ OD, 0.065 thk (supersedes WASHER 7347568)	1	ea
	H1		G740-8328133 H101-0451976	WO-804362	8328133 451976	SUPPORT, mounting SCREW, mach, hex-hd, w/spring lock washer, S, cd- or zn-pltd, $\frac{3}{8}$ -16UNC-2A x $\frac{3}{4}$	1 1	ea ea
06-4, 5			G740-8328134	AL-MCZ2073 WO-119637 AL-19X709 WO-117904	8328134	SWITCH, assy	1	ea
06-4	H1	5310-043-1680	H101-0431680		431680	SCREW, mach, fil-hd, S, cd-pltd, No. 10-32NF x $\frac{1}{8}$	4	ea
06-4	H1			AL-MCZ1073 WO-119640		WASHER, lock, reg, S, tin, No. 10 (switch mounting screw)	4	ea
06-4	H1	5310-043-2646 3120-530-8275	H101-0432646 G507-5308275	AL-MU54 WO-109455	432646 5308275	TERMINAL, switch, assy	1	ea
06-4						WASHER, lock, S, tin-fin, $\frac{3}{8}$ in. (terminal) WASHER, thrust, armature (commutator end) (0.0312 thk)	1 1	ea ea

06-4	3120-534-6760	G502-5346760	AL-MU54B WO-117337	5346760	WASHER, thrust, armature (commutator end) (0.045 thk)	1	ea
06-4		G741-8328058	AL-MU54L WO-119596	8328058	WASHER, thrust, armature (commutator end) (0.0625 thk)	1	ea
06-4	3120-736-9888	G741-7369888	AL-MN18A WO-119611	7369888	WASHER, thrust, armature (drive end)	1	ea
06-4		G507-5308307	AL-MAD110 WO-117858	5308307	WICK, felt, commutator end head bearing	1	ea
06-4		G741-8328069	AL-MCZ2050 WO-119647	8328069	YOKE, assy (clutch)	1	ea
06-6	2920-737-5372	G740-7375372	AL-IAU20 WO-118729	7375372	0604.1 - DISTRIBUTOR ARM, spark advance control	1	ea
06-6	021-4002	H001-5025521		214002	BOLT, MACHINE, hex-hd, S, cd- or zn-pltd, 1/4-20NC-2 x 3/4	1	ea
06-6	5310-012-0387	H001-7045561		120387	WASHER, FLAT, plain, S, zn-pltd, 3/8 ID, 3/8 OD, 1/8 thk	1	ea
06-6	5310-043-1543	H101-0431543		431543	WASHER, LOCK, hv, S, tin-pltd, 1/4 in.	1	ea
06-6		G758-8329785	AL-IAU2064S2 WO-120202	8329785	BASE, w/BEARING, assy	1	ea
			AL-IAU10	542109	Composed of:		
				7347547	2 BUSHING		
				7351671	1 PLUG		
					1 SEAL		
					1 WASHER		
					1 WASHER		
06-6	2920-353-7248	G502-7329386	AL-IGC1149	7329386	BRACKET, stationary, contact	1	ea
		H001-2010620		542109	BUSHING, bz, 1/2 ID, 5/8 OD, 1 lg (base)	2	ea
06-6	2920-737-5378	G740-7375378	AL-RX2781	7375378	CABLE, breaker lever to coil, 4 3/4 lg	1	ea
06-6	2920-353-7206	G740-7375377	AL-IAU100L WO-118718	7375377	CAM, breaker, w/stop PLATE (welded)	1	ea
06-6		H101-0455219	AL-IAU1048 WO-118717	455219	CAP, distributor	1	ea
			AL-IAU2076L		SCREW, mach, w/int-teeth-lock washer, fl-hd, S, cd- or zn-pltd, Sems type, No. 8-32NC-2 x 1	3	ea
			AL-XA790		CAPACITOR, breaker plate	1	ea
			AL-IAU1065 WO-119058	8329784	CAPACITOR, receptacle	1	ea
06-6		G758-8329784	AL-XA790 AL-IGB26		Composed of:		
					1 CAPACITOR		
					1 TERMINAL		

0604.1

(1) ILLUSTRATION NO.	(2) REFERENCE SYMBOLS	(3) FEDERAL STOCK NO.	(4) ORDNANCE STOCK NO.	(5) MFR'S PART NO.	(6) ORDNANCE PART NO.	(7) DESCRIPTION	(8) QUANTITY INCORPORATED IN UNIT	(9) UNIT OF ISSUE
06-6		5910-358-6842	G741-7374881	AL-IAU3076L WO-118720	7374881	GROUP 06 - ELECTRICAL SYSTEM - Continued 0604.1 - DISTRIBUTOR - Continued CAPACITOR, w/TERMINAL, assy (contact points).....	1	ea
06-6	H1	2920-362-2995	H101-0455209	AL-IAU2076L AL-IGB182	455209	Composed of: 1 CAPACITOR 1 TERMINAL SCREW, mach, w/int-teeth lock washer, fl-hd, S, cd- or zn-pltd, No. 6-32NC-2A x $\frac{5}{16}$ CLIP, breaker lever spring.....	1	ea
06-6	H1	2920-362-2995	G507-5346775	AL-IG676 WO-A1663	5346775	SCREW, MACH, hex-hd, S, cd- or zn-pltd, No. 6- 32NC-2 x $\frac{5}{16}$ WASHER, FLAT, med, S, cd- or zn-pltd, $\frac{5}{16}$ ID, $\frac{3}{8}$ OD, 0.049 thk	1	ea
06-6	H1	013-1014	H101-0583842		583842	WASHER, lock, lt, S, tin-pltd, No. 6	1	ea
06-6	H1	2920-737-4882	H001-7043561	AL-IAU6 WO-119053 AL-CT4002 WO-118712	181014	CLIP, lead cable, hole for No. 8 screw	1	ea
06-6	H1	2920-737-4882	H101-0500494 G758-8329605	AL-IAU6 WO-119053 AL-CT4002 WO-118712	500494 8329605	COIL, ignition (see subgroup 0605).....	1	ea
06-6	H1	2920-366-6480	G741-7374882	AL-IGS19S WO-117091	7374882	COLLAR, drive shaft.....	1	ea
06-6	H1 H6	011-2011	H001-0829596 H006-0214310	AL-IAU49 WO-118733 AL-8X3029 WO-118724 DR-X20488 WO-808421 AL-IAU4006AUT WO-806330	112011 137404	PIN, stght, hdls, cold-fm, S, $\frac{1}{8}$ x $\frac{7}{8}$ CONNECTOR, flared tube, inverted, br, $\frac{3}{16}$ tube, $\frac{1}{8}$ male pipe end COVER, distributor and coil, assy.....	1 2	ea ea
06-6		2920-353-7216	G740-7375373		7375373	SCREW, int-teeth-lock washer, fl-hd, S, cd- or zn-pltd, No. 10-32NF x $1\frac{1}{16}$	1	ea
06-6		5306-737-5371	G740-7375371		7375371	DISTRIBUTOR, w/COIL, assy (optional w/DISTRIB- UTOR 7358569)	6	ea
01-2, 4; 03-8; 06-6			G758-7358569		7358569	DISTRIBUTOR, w/COIL, assy (optional w/DISTRIB- UTOR DR-X20488)	1	ea
06-6	H1		H101-9409107		9409107	BOLT, MACHINE, hex-hd, w/spring lock washer, S, cd- or zn-pltd, $\frac{1}{4}$ -20NC-2 x $\frac{5}{8}$	1	ea
06-6	H1	5310-012-0392 2920-737-5110	H001-7043681 G740-7375110	AL-IAH15 WO-117066	120392 7375110	WASHER, flat, light series, S, cd- or zn-pltd, $\frac{1}{4}$ in. GASKET, spark advance control arm	1 1	ea ea

06-6					G741-7374885	AL-IAU39 WO-118732	7374885	HOLDER, breaker plate	2	ea
06-6		2920-353-8182		G741-7374878	AL-IAU24 WO-118730 AL-RX2781 AL-IGB182 AL-IGB26	7374878	LEAD, ELECTRICAL, breaker lever to coil, assy Composed of: 1 CABLE 1 TERMINAL 1 TERMINAL	1	ea	
06-6	H1	012-0614		H001-4135681		120614	NUT, PLAIN, HEXAGON, S, cd- or zn-pltd, No. 10-32NC-2	2	ea	
06-6	H1	5310-043-1680		H101-0431680		431680	WASHER, LOCK, med, S, tin-pltd, No. 10	2	ea	
06-6	H2			H002-0501223		501223	PACKING, "O" ring, class B material (high flexibility) % ID, % thk (cover plug (1), receptacle mtg (1))	2	ea	
06-6	H2	054-6880		H002-0546880		546880	PACKING, PREFORMED, "O" ring, syn-ru, 4 1/4 ID, 4 1/2 OD (cover)	1	ea	
06-6		2920-353-7204		G741-7374887	AL-IAU1004 WO-118714 AL-IAU2004	7374887	PLATE, breaker	1	ea	
							PLATE, breaker, assy Composed of: 1 CAPACITOR 1 CLIP 1 LEAD 1 PLATE 1 POINT SET 1 SCREW 1 SCREW 1 SCREW 1 WASHER 1 WASHER SCREW, int-teeth-lock washer, fil-hd, S, cd- or zn-pltd, No. 10-32NF 2 x 5/16 PLUG, hex-hd, br, cd-pltd, 5/16-18NF-2 (distributor end coil cover) PLUG, PIPE, sltd-hdls, br, pl-fin, 1/8-27NPT (distributor base) PLUG, sq-hd, washer, br, cd-pltd, No. 10-32NF-2 (base drain) POINT, stationary contact POINT SET, breaker	1	ea	
06-6	H1			H101-0591400	AL-IGC175	7374881 5346775 7374878 7374887 5346774 181875 131949 113014 500494 591400		2	ea	
06-6		4730-353-7217		G741-7374888	AL-IAU54 WO-118735	7374888		1	ea	
06 6	H6	011-8831		H006-0233192		118831		1	ea	
06-6		2805-353-7215		G741-7347547	AL-IAU41 WO-118737	7347547		1	ea	
06-6		2926-423-4553		G116-0400060 G507-5346774	AL-IGP3028 AL-IGP3028FS WO-A1687	5346774		1	ea	
06-6	H1			H101-0455210	AL-IGP3028	7329386 455210	Composed of: 1 BRACKET 1 POINT SCREW, mach, w/int-teeth lock washer, fil-hd, S, cd- or zn-pltd, Sems type, No. 8-32NC-2 x 3/16	1	ea	

0604.1

(1) ILLUSTRATION NO.	(2) REFERENCE SYMBOLS	(3) FEDERAL STOCK NO.	(4) ORDNANCE STOCK NO.	(5) MFR'S PART NO.	(6) ORDNANCE PART NO.	(7) DESCRIPTION	(8) QUANTITY INCORPORATED IN UNIT	(9) UNIT OF ISSUE
GROUP 06 - ELECTRICAL SYSTEM - Continued								
0604.1 - DISTRIBUTOR - Continued								
06-6			G758-8829786	AL-IAU63 WO-119055	8829786	RECEPTACLE, wiring harness, br, cd-pltd	1	ea
06-6	H1		H101-0455215		455215	SCREW, int-teeth-lock washer, fl-hd, S, cd-pltd, No. 6-32NC-2 x 1/2	4	ea
06-6		5340-358-7638	G507-5346767	AL-IG680 WO-A1653	5346767	RING, retn, cam	1	ea
06-6		2920-353-7208	G740-7348578	AL-IAU1066 WO-118879	7348578	ROTOR	1	ea
06-6			G741-8328076	AL-IAU62 WO-119054	8328076	SEAL, connector terminal	1	ea
06-6	H13		H013-7351671		7351671	SEAL, oil, ML type, 0.756 OD, 1/2 ID, 0.500 shaft dia (base)	1	ea
06-6		2920-737-5376	G740-7375376	AL-IAU1002L WO-118713	7375376	SHAFT, drive	1	ea
06-6		5310-534-6768	G507-5346768	AL-IGS99 WO-A1672	5346768	SPACER, S, 0.316 ID, 0.5625 OD, 0.150 thk (breaker cam to shaft weight plate)	1	ea
06-6		5340-353-7255	G740-7412960	AL-IGT69 WO-A1684	7412960	SPRING, anti-rattle, breaker cam	1	ea
06-6		2920-358-7826	G741-7374893	AL-IAU29 WO-118731	7374893	SPRING, cap	1	ea
06-6			2980-IGB-284 G136-7376393	AL-IGB284 AL-IGB284S WO-119983	7376393	SPRING, governor weight	2	ea
						SPRING SET, governor weight	1	ea
						Composed of: 2 SPRING		
		5340-361-7935	G716-7347355	AL-IGB284 AL-IA155 WO-637615 AL-IGB132	7347355	SPRING, tension, drive shaft	1	ea
						TERMINAL, cable, solder, eyelet dble-ear, hole for No. 10 screw (breaker plate capacitor (1), breaker plate to coil cable (1))	2	ea
						TERMINAL, cable, solder, roll, dble-ear, RH (receptacle capacitor (1), breaker plate to coil cable (1))	2	ea
06-6				AL-IGB26		WASHER, cork, 3/8 ID, 3/8 OD, 1/2 thk (drive shaft)	1	ea
06-6				AL-IAU10 WO-118736		WASHER, flat, cop, 1/4 ID, 3/8 OD, 0.032 thk (base drain plug)	1	ea
06-6		5310-358-8169	G741-7346969	AL-IAU42 WO-118738	7346969		1	ea

150

06-6	3120-358-8178	G741-7374895	AL-IAH13 WO-117064	7374895	1	ea	WASHER, FLAT, thrust, S, cd-pltd, $\frac{1}{4}$ ID, $1\frac{1}{8}$ OD, $\frac{1}{2}$ thk (advance control plate)
06-6	5310-358-8168	G741-7374894	AL-IAU52 WO-118784	7374894	4	ea	WASHER, neoprene, $\frac{1}{2}$ ID, $2\frac{3}{8}$ OD, $\frac{3}{8}$ thk (cap)
06-6	3120-360-4556	G507-5307283	AL-IG90 WO-106740	5307283	1	ea	WASHER, thrust, S, 0.505 ID, 0.7968 OD, 0.032 thk (drive shaft, lower)
06-6	350-0843	G160-7930860	AL-IG313 WO-117090	7930860	1	ea	WASHER, thrust, S, 0.505 ID, 1.0 OD, 0.032 thk (drive shaft, upper)
06-6	2920-495-3301	G503-7706790	AL-IGC2168L WO-A9314	7706790	2	ea	WEIGHT, governor
06-6		G758-8329787	AL-GT97 WO-108874	8329787	1	ea	WICK, oil, base (felt)
06-6	5330-362-1413	G507-5346784	AL-IGH28 WO-A1671	5346784	1	ea	WICK, oil, cam sleeve, washer type, felt
06-7, 11		G758-8828449	GE-331B151 TI-C57901-2600 WO-806262	8828449	4	ea	0605-IGNITION COIL WIRING AND SPARK PLUGS CABLE, distributor to spark plug, assy
06-7		H005-0812337		812337 7523197 7528198 7526949 7528187 7526940 7526951 7526961 812337	4	ea	Composed of: 1 CABLE 1 CONDUIT 2 FERRULE 2 INSULATOR 2 NUT 2 PIN 2 SLEEVE 2 SPRING CABLE, 5-mm high tension, 29 $\frac{3}{4}$ lg, AXS-1308, rev 3, type 1, grade B, class 2, high-low temp, 0.191 min OD, 0.206 max OD CAP, shielding, spark plug cable
06-6		G758-8329738 H1002-8329737	TI-A25065 PC-5293257 WO-807202	7528200 8329738 8329737	8	ea	CLAMP, open, spark plug to oil filter mtg bracket CLIP, open, ignition cables to rocker arm cover studs
06-6	2920-787-4882	G741-7374882	AL-CT4002 WO-118712	7374882	1	ea	COIL, ignition (part of DISTRIBUTOR 7358569 sub-group 0604.1)
06-6		H101-0455214		455214	2	ea	SCREW, mach, w/int-teeth-lock washer, fl-hd, S, cd- or zn-pltd, Sems type, No. 10-32NC-2 x $\frac{1}{16}$
06-7			TI-S159-1864	7528197	4	ea	CONDUIT, flex, shielding, br, inner core, silicone-bz wire braid, $\frac{3}{8}$ nom size, 0.281 ID, 0.455 OD (26 lg)
06-7			TI-U1864-20A	7528193 150189	8	ea	FERRULE, br (cable)
06-7				7526949	4	ea	GASKET, annular, cop, oval-sec, 14-mm
06-7				7528187	8	ea	INSULATOR, silicone, 0.204 ID, 0.281 OD, 0.4890 shoulder, 2.030 ID (spark plug cable connector)
06-7			TI-A23377	7528187	8	ea	NUT, hex, br, corr-res, S, $\frac{1}{16}$ -24NEF-3

(1) ILLUSTRATION NO.	(2) REFERENCE SYMBOLS	(3) FEDERAL STOCK NO.	(4) ORDNANCE STOCK NO.	(5) MFR'S PART NO.	(6) ORDNANCE PART NO.	(7) DESCRIPTION	(8) QUANTITY INCORPORATED IN UNIT	(9) UNIT OF ISSUE
GROUP 06—ELECTRICAL SYSTEM—Continued								
0605—IGNITION COIL WIRING AND SPARK PLUGS—Continued								
06-7	H4	752-6940	H004-7526940		7526940	PIN, rd-hd, br, 0.037 OD, 0.406 lg (cable, distributor to spark plug)	8	ea
01-8, 4	H4		H004-8357724		8357724	PLUG, spark, shielded, 14-mm, 1/16 hex, 3 3/8 overall (radio suppression wtrprf type)	4	ea
06-7	H4	752-6951	H004-7526951		7526951	SLEEVE, spark plug cable, assy	8	ea
06-7	H4	752-6961	H004-7526961		7526961	SPRING, compression, w/CAP, assy (0.312 ID, 0.495 OD, 3/8 free lg) (spark plug cable connector)	8	ea
				TI-A25785		Composed of:		
				TI-A25786		1 CAP		
				TI-A25784		1 CAP		
						1 SPRING		
0607—INSTRUMENT PANEL								
06-9; 18-6			G742-7728854	AC-1501244 SW-604A WO-118102	7728854	AMMETER, 24 v, wtrprf, assy (used on vehicles through serial No. 70114) (used w/CLUSTER 7418885)	1	ea
06-9			G758-8376378	AC-1501476 WO-811246	8376378	AMMETER, 24 v, wtrprf, assy (used on vehicles after serial No. 70114 (used w/CLUSTER 8376619)	1	ea
06-10				GL-5939768 WO-118165 UCI-160339	7384390	BODY, head light beam indicator light (M38A1)	1	ea
06-9				AC-5939764 WO-118167	7358620	BODY, high beam indicator light (1), instrument cluster lights (2), assy (M170)	3	ea
					7385244	BODY, instrument cluster light	2	ea
						BODY, instrument cluster light, assy	2	ea
					7385245	BRACKET, body, instrument cluster light	4	ea
					435857	RIVET, SOLID, fl-hd, S, anld, zn-fn, 1/8 x 1/4	4	ea
					7726808	BRACKET, circuit closure, assy (for No. 85 ignition switch circuit)	1	ea
						Composed of:		
					7726804	1 BRACKET		
					573004	1 GROMMET		
					573007	1 SHELL		
					7524913	1 TERMINAL		
					7726804	BRACKET, connector (circuit closure cap)	1	ea

06-9		6680-737-2727	G742-7372727	UCI-160384-1 AC-1580377 WO-119050	7358623	BRACKET, mtg (instrument panel (2), high beam indicator lights (1)) (M170) BRACKET, mtg, speedometer (M38A1)	3	ea
06-9	H1	042-6915	H101-0426915		426915	NUT, plain, hex, S, cd- or zn-pltd, No. 8-36NF-2	2	ea
06-9	H1	013-1182	H001-7023591		131182	WASHER, lock, S, cd- or zn-fin, No. 8	2	ea
06-10				AL-26267		BRACKET, mtg, speedometer (M170)	1	ea
06-10	H1		H101-0431680	AL-2235	431680	NUT, plain, hex, S, cd- or zn-pltd, No. 10-32NF	2	ea
06-10	H4		H004-0572999		572999	WASHER, lock, S, cd- or zn-fin, No. 10	2	ea
06-9	H5		H005-0812364		812364	BUSHING, terminal (instrument cluster harness (4), head-beam indicator light (1), instrument cluster light (2))	7	ea
						CABLE, automotive, low tension, ins. (plastic, natural or syn-ru) wtrprf, sgle-cond, stranded, shielded, cond size AWG No. 14, OD 0.160 in.	†	ft
		2510-753-9519	G742-7539519	AC-1507502 WO-118922	7539519	CASE, gage resistor, w/TERMINAL and RESISTOR, assy	3	ea
06-9				AC-1501207 RO-481N1 WO-119051	7529480	CLAMP, gage mtg (ammeter (1), fuel gage (1), oil pressure (1), water temperature (1))	4	ea
06-9	H1	042-6915	H101-0426915		426915	NUT, plain, hex, S, cd- or zn-pltd, No. 8-36NF-2	8	ea
06-9	H1	013-1182	H001-7023591		131182	WASHER, lock, S, cd- or zn-fin, No. 8	8	ea
06-10				AL-26269		CLAMP, mtg, instrument (ammeter (1), fuel gage (1), oil pressure (1), water temperature (1))	4	ea
06-10	H1		H101-0431680	AL-2235		NUT, plain, hex, S, cd- or zn-pltd, No. 10-32NF	8	ea
06-10		5340-752-6595	G741-7526595	AC-1580891 WO-118112	431680	WASHER, lock, S, cd- or zn-pltd, No. 10	8	ea
06-10				AL-L7930	7526595	CLIP, open, tension type, 0.812 OD, connector, hole for ¼ screw (panel light 3 wire connector)	1	ea
06-10				AC-1582371 SW-502V WO-808569	7954878	CLUSTER, instrument (optional w/CLUSTER 7954879) (M170)	1	ea
				AC-1582076 SW-502F WO-806363		CLUSTER, instrument (optional w/CLUSTER 7954878) (M170)	1	ea
		6680-741-8835	G740-7418835	AC-1582076 SW-502Z WO-811243	7418835	CLUSTER, instrument, assy (used on vehicles up to serial No. 70114) (M38A1)	1	ea
		5935-776-0598	G244-7760598	WO-800422	7760598	CONNECTOR, elec cable, wtrprf, male, No. 14 AWG cable, assy (instrument cluster harness (4), head light beam indicator light (1))	5	ea
						Composed of:		
					572999	1 BUSHING		
					573005	1 GROMMET		
					573007	1 SHELL		
					572929	1 TERMINAL		

(1) ILLUSTRATION NO.	(2) REFERENCE SYMBOLS	(3) FEDERAL STOCK NO.	(4) ORDNANCE STOCK NO.	(5) MFR'S PART NO.	(6) ORDNANCE PART NO.	(7) DESCRIPTION	(8) QUANTITY INCORPORATED IN UNIT	(9) UNIT OF ISSUE
	H4	350-9273	H004-0573000		573000	GROUP 06—ELECTRICAL SYSTEM—Continued 0607—INSTRUMENT PANEL—Continued		
06-9			G742-7384389	WO-118166	7384389	CONNECTOR, sleeve (inside) (instrument cluster harness)	4	ea
06-9			G742-7384392	GL-5989765 WO-118168	7384392	COVER, high beam light. COVER, panel light.	1 2	ea ea
06-10; 18-7			G742-8376377	SHA-9805-20-00 WO-800893 AL-EO-12207 WO-809823 AC-1501463 SW-504E WO-808503 AC-1517561 SW-505C WO-119084 AC-1517871 SW-505J WO-808519 AL-EO-12204 WO-809817 AC-1507680 SW-505B WO-119085 AC-1508003 SW-505P WO-811245 AL-EO-11932 WO-809821 AC-1507975 SW-505L WO-808445 AC-1512422 SW-505A WO-119086 AC-1512669 SW-505N WO-811244	8376377	FASTENER, shakeproof (instrument cluster to instrument panel) GAGE, battery and generator, w/CLAMP, assy (used w/CLUSTER 7954878 or 7954879) (M170)	4 1	ea ea
06-9; 18-6			G742-7728852	WO-808519	7728852	GAGE, fuel, 24 v, wtrprf, w/CLAMP and RESISTOR, assy (used w/CLUSTER 7418835) (M38A1)	1	ea
06-9; 18-6			G742-8376374	AC-1517871	8376374	GAGE, fuel, 24 v, wtrprf, w/CLAMP and RESISTOR, assy (used w/CLUSTER 8376619 or 7954879)	1	ea
16-10, 18-7			G742-8376374	WO-808519	8376374	GAGE, fuel, 24 v, waterproof, w/CLAMP and RESISTOR, assy (used w/CLUSTER 7954878)	1	ea
06-9, 18-6			G742-7728853	AC-1507680	7728853	GAGE, oil pressure, 24 v, wtrprf, w/CLAMP and RESISTOR, assy (used w/CLUSTER 7418835)	1	ea
06-9, 18-6			G758-8376380	AC-1508003	8376380	GAGE, oil pressure, 24 v, wtrprf, w/CLAMP and RESISTOR (used w/CLUSTER 8376619)	1	ea
06-10, 18-7			G742-7954230	WO-811245 AL-EO-11932 WO-809821 AC-1507975 SW-505L WO-808445 AC-1512422 SW-505A WO-119086 AC-1512669 SW-505N WO-811244	7954230	GAGE, oil pressure, 24 v, waterproof, w/CLAMP and RESISTOR, assy (used w/CLUSTER 7954878 or 7954879)	1	ea
06-9, 18-6		6685-738-9567	G742-7389567	WO-809821 AC-1507975 SW-505L WO-808445 AC-1512422 SW-505A WO-119086 AC-1512669 SW-505N WO-811244	7389567	GAGE, water temperature, 24 v, wtrprf, w/CLAMP and RESISTOR, assy (used w/CLUSTER 7418835)	1	ea
06-9, 18-6			G758-8376379	WO-811244	8376379	GAGE, water temperature, 24 v, wtrprf, w/CLAMP and RESISTOR, assy (used w/CLUSTER 8376619) (M38A1)	1	ea

06-10, 18-7			G742-7954511	AL-EO-11933 WO-809822 AC-1512676 SW-505K WO-808568 UCI-C4894	7954511	GAGE, water temperature, 24 v, wtrprf, w/CLAMP and RESISTOR, assy (used w/CLUSTER 7954878 or 7954879)	1	ea
06-10	H4		H004-0573004		7358626	GASKET, neoprene (instrument cluster (2), and high beam indicator lights (1)) (M170)	3	ea
	H4		H004-0573005		573004	GROMMET, connector, No. 12 AWG cable (circuit closure cap)	1	ea
06-9	H4		H004-0573002		573005	GROMMET, connector, 14 GA (0.160 dia) wire (instrument cluster harness (4), head light beam indicator light (1))	5	ea
06-9, 11		2510-752-6600	G741-7526600	AC-1580684 SW-418113 WO-118106	573002	GROMMET, connector, two No. 14 AWG cable (used w/SHELL, 573008)	1	ea
06-10, 12			G742-7526601	AC-1580690 AL-EX100008 WO-808622	7526600	HARNES, instrument cluster, assy (used w/CLUSTER 7418835 or 8376619) (M38A1)	1	ea
06-9	H4	6240-019-0877	H104-0190877		812364 7760598 7524649 7762624 7526601	Composed of: 1 CABLE 4 CONNECTOR 4 MARKER 4 SLEEVE HARNES, instrument cluster, assy (used w/CLUSTER 7954878 or 7954879) (M170)	1	ea
06-10					190877	LAMP, incand, 24-28 v, 0.263 amp (sge contact bulb, clear, 2 tun-fl) (used w/CLUSTER 7418835 or 8376619) (M38A1)	3	ea
06-9			G742 7384388	GL-5939750 WO-118115 UCI-160338	454732	LAMP, head light beam indicator light (panel (2), indicator high beam (1)) (used w/CLUSTER 7954878 or 7954879) (M170)	3	ea
06-9		6220-538-1088	G503-5381088	DR-1903493 WO-800452	7384388	LENS, instrument panel and high beam lights (red glass) (used w/CLUSTER 7418835 or 8376619) (M38A1)	3	ea
	H1	5305-013-1963	H001-5125831		7358621	LENS, instrument panel (2) and high beam lights (1) (ruby red glass) (M170)	3	ea
06-9	H1		H101-0453299		5381088	LEVER, ignition switch, w/WASHER, assy.....	1	ea
	H1	6220-776-0418	G742-7760418	GL-928562 SW-418112 WO-118113	131983	BOLT, MACHINE, fil-hd, S, cd- or zn-pltd, No. 8-32NC-2A x 3/8	1	ea
06-9	H1	013-1970	H001-5125851		453299	WASHER, lock, med, cd-pltd, No. 8.....	1	ea
06-9	H1	012-1841	H001-7025591		7760418	LIGHT, high beam indicator, 24 v, wtrprf, assy (used w/CLUSTER 7418835 or 8376619) (M38A1)	1	ea
					131970	SCREW, mach, fil-hd, S, cd- or zn-pltd, No. 8-32NC-2A x 1/2	2	ea
					121841	WASHER, lock, med, S, cd- or zn-pltd, No. 8.....	2	ea

(1) ILLUSTRATION NO.	(2) REFERENCE SYMBOLS	(3) FEDERAL STOCK NO.	(4) ORDNANCE STOCK NO.	(5) MFR'S PART NO.	(6) ORDNANCE PART NO.	(7) DESCRIPTION	(8) QUANTITY INCORPORATED IN UNIT	(9) UNIT OF ISSUE
GROUP 06—ELECTRICAL SYSTEM—Continued								
0607—INSTRUMENT PANEL—Continued								
18-7			G749-7358619	AL-EOC11981 WO-808565 AL-8X304	7358619	LIGHT, indicator, head light beam, assy (used w/CLUSTER 7954878 or 7954879) (M170)	2	ea
06-10						SCREW, mach, rd-hd, S, cd or zn-pltd, No. 8-32NC-2A x $\frac{5}{16}$	2	ea
06-10				AL-12X195		WASHER, lock, med, S, cd or zn-pltd, No. 8 (0.164)	2	ea
18-6		6220-776-0412	G742-7760412	GL-929353 SW-419106 WO-119093	7760412	LIGHT, instrument cluster, 24-28 v, wtrprf, assy (used w/CLUSTER 7418835 or 8376619) (M38A1)	2	ea
06-9	H1		H001-5147521		121749	SCREW, mach, rd-hd, S, cd- or zn-pltd, No. 8-32NC-2 x $\frac{5}{16}$	4	ea
06-9	H1	012-1841	H001-7025591		121841	WASHER, lock, med, S, cd- or zn-pltd, No. 8	4	ea
18-7			G260-7358618	AL-EOC11980 WO-808566 AL-8X304	7358618	LIGHT, instrument panel, assy (used w/CLUSTER 7954878 or 7954879) (M170)	2	ea
06-10						SCREW, mach, rd-hd, S, cd- or zn-pltd, No. 8-32NC-2A x $\frac{5}{16}$	2	ea
06-10				AL-12X195 WO-801692		WASHER, lock, med, S, cd- or zn-pltd, No. 8 (0.164)	2	ea
		2530-752-4649 2540-741-2641	G252-7524649 G740-7412641	WO-804639 AC-1582077 SW-418100 WO-119367 AC-1582372 WO-119956 AL-26809 WO-809829	7524649 7412641	MARKER, circuit number	8	ea
06-9						PLATE, ignition switch (br)	1	ea
						PLATE, mtg, instrument panel, assy (used w/CLUSTER 7418835 or 8376619) (M38A1)	1	ea
06-10; 18-7						PLATE, mtg, instrument panel, assy (used w/CLUSTER 7954879) (M170)	1	ea
06-10	H2					PLATE, mtg, instrument panel, assy (used w/CLUSTER 7954878) (M170)	1	ea
06-10		5310-752-6591	H002-7526590 G742-7526591	AL-EX94032 WO-118100 AC-1507429 WO-118920	7526590 7526591	STUD, instrument cluster mtg plate	4	ea
						WASHER, retainer, instrument panel mtg	4	ea
						RESISTOR, gage 95 ohm (instrument cluster)	3	ea
06-9	H4	350-9280	H004-0578008		578008	SHELL, female, connector (mates w/SHELL, 573009)	1	ea
	H4	350-9279	H004-0573007		573007	SHELL, female, connector (mates w/SHELL, 573010) (instrument cluster harness (4), head light beam indicator light (1), circuit closure cap (1))	6	ea
06-10				UCI-160334-9 AC-1580836 SW-418107 WO-118110		SHIELD, high beam indicator light (M170)	1	ea
06-9		2510-752-6596	G741-7526596		7526596	SHIELD, instrument panel light (used w/CLUSTER 7418835 or 8376619) (M38A1)	2	ea

06-10	H4				UCI-160334-8	573126	SHIELD, instrument panel light (M170)	2	ea
06-9		I1004-0573126		AC-1507430	AC-1507430	7539517	SLEEVE, w/CONNECTOR, assy	1	ea
		G742-7539517		WO-118921	WO-118921		SPRING, contact, gage resistor (instrument cluster)	3	ea
06-9, 10	H2				AC-1580890	7526590	STUD, instrument cluster mtg plate	4	ea
06-9		5305-752-6594		SW-418104	SW-418104	7526594	STUD, mtg, wiring harness (used w/CLUSTER 7418835, or 8376619, or 7954879) (M38A1)	1	ea
				WO-118107	WO-118107				
				AL-EX96034	AL-EX96034				
06-10				WO-809830	WO-809830	7760409	STUD, mtg, wiring harness (used w/CLUSTER 7954878)	1	ea
06-11, 18-6		5930-776-0409		DR-1997856	DR-1997856		SWITCH, ignition, wtrprf, w/CABLES, assy	1	ea
		737-2738		WO-800451	WO-800451	7372738	NUT, hex, thin, S, cd- or zn-pltd, 1/2-20NF-2	1	ea
				WO-118163	WO-118163	453804	SCREW, mach, fil-hd, S, zn-dichromate-fin, No. 8-82NC-2 x 3/8	1	ea
06-8, 18-6	H1				UCI-160306	453813	WASHER, lock, int-teeth, S, zn-dichromate-fin, 1/2 in.	1	ea
					WO-806450	7368702	SWITCH, light, 24 v, wtrprf, assy	1	ea
						454787	SCREW, mach, w/int-teeth-lock washer, pan-hd, cross-recess, S, cd- or zn-pltd, header-pt, No. 10-32NF x 1/2	4	ea
						7524913	TERMINAL, non-conductor (circuit closure cap)	1	ea
		5940-752-4913		DM-E534-1	DM-E534-1	572929	TERMINAL, wire, No. 14 AWG (0.160 dia) (instrument cluster harness (4), head light beam indicator light (1))	5	ea
				WO-801458	WO-801458		WASHER, flat, S, cd-pltd, 0.203 ID, 1/2 OD (mtg harness, outer) (used w/CLUSTER, 7418835 and 8376619)	1	ea
06-9	H1					446152	WASHER, FLAT, S, cd-pltd, 0.322 ID, 0.582 OD, 0.0329 thk (mounting, harness, inner) (used w/CLUSTER 7418835 and 8376619) (M38A1)	1	ea
06-9					AC-1580892	7526592	WASHER, mounting harness, inner, (used w/CLUSTER 7954878) (M170)	1	ea
		5310-752-6592		WO-118108	WO-118108		WASHER, mounting harness, outer (used w/CLUSTER 7954878) (M170)	1	ea
06-10					AL-FX100417		WASHER, retaining, instrument panel mtg stud	4	ea
06-10					WO-809831				
					AL-FX96172				
					WO-809832				
06-9		5310-752-6591		AC-1580678	AC-1580678	7526591			
				SW-418102	SW-418102				
				WO-118100	WO-118100				
06-11; 18-6					WO-804784				
					DM-6579	7728788	CABLE, stop light switch, assy	1	ea
					WO-649726		SWITCH, head light dimmer, w/CABLES, assy	1	ea
06-11	H1					454789	SCREW, mach, w/int-teeth lock washer, truss-hd, cross-recess, S, cd- or zn-pltd, header-pt, 1/4-20UNC x 1/2	2	ea
		5930-741-2642		FS-7332	FS-7332	7388813	SWITCH, stop light, hyd, 24 v, wtrprf, assy	1	ea
				WO-804783	WO-804783				
				WO-805574	WO-805574	7416521	SWITCH, stop light, hyd, 24 v, wtrprf, w/CABLES, assy	1	ea

0608— MISCELLANEOUS SWITCHES

0609.1

(1) ILLUSTRATION NO.	(2) REFER- ENCE SYMBOLS	(3) FEDERAL STOCK NO.	(4) ORDNANCE STOCK NO.	(5) MFR'S PART NO.	(6) ORDNANCE PART NO.	(7) DESCRIPTION	(8) QUANTITY INCOR- PORATED IN UNIT	(9) UNIT OF ISSUE
GROUP 06—ELECTRICAL SYSTEM—Continued								
06-14		2520-776-5214	G260-7765214	AL-CB17418 WO-118456	7765214	0609.1—HEAD, TAIL, AND MARKER LIGHTS BODY, blackout head light, assy.	1	ea
06-17		6220-368-4945	G742-7529242	AL-CB17364 WO-118453	7529242	BODY, right tail light, assy.	1	ea
06-12, 14, 15, 16, 17	H4		H004-0572999		572999	BUSHING, grommet adapting, wtrprf cable connector, No. 14 AWG cable (head light, left (3), right (3), head light cable, left (3), right (3), blackout head light (2), blackout head light cable (3), blackout marker light (2), tail light, left (3), right (2), right blackout marker light to head light cable (2))	26	ea
06-13, 14, 15, 16, 17	H5		H005-0812364		812364 15-C-2165- 170	CABLE, automotive, low tension, ins, wtrprf, sgle-cond, cond size AWG No. 14, 0.160 OD (head light, left, right; blackout head light, blackout head light cable, blackout marker light, tail light, left, right)	1	ft
06-11, 14				AL-CB17891 WO-118459		CABLE, extension, assy (blackout driving light)	1	ea
06-11, 15				AL-CB18499 WO-118467		CABLE, left head light, assy.	1	ea
06-11, 15				AL-CB18500 WO-118468		CABLE, right head light, assy.	1	ea
		5935-776-2750	G256-7762750		7762750	CONNECTOR, 3-wire (left and right head light cable and left blackout marker light cable to light switch harness)	3	ea
		5935-776-0598	G244-7760598	WO-800422	7760598	CONNECTOR, elec cable, wtrprf, male, No. 14 AWG cable, assy (head light cable, left (3), right (3), black- out head light (2), blackout head light cable (1), blackout marker light (2), tail light, left (3), right (2)) Composed of: 1 BUSHING 1 GROMMET 1 SHELL 1 TERMINAL	16	ea
	H4		H004-7760599		572999 573005 573007 572929 7760599	CONNECTOR, female, type PCA, 14 AWG cable terminal, assy (head light, left (3), right (3), blackout head light cable (2)) Composed of: 1 BUSHING 1 CONNECTOR	8	ea
					572999 573000			

06-13	2510-772-9796	G244-7729796	HAC-21325 WO-118155	573005	1 GROMMET	2	ea
06-13	5305-772-9797	G244-7729797	HAC-21216F1 WO-118157	573010	1 SHELL	4	ea
06-13	5310-772-9799	G251-7729799	WO-119510	572929	1 TERMINAL	4	ea
	5935-353-0952	G251-7526028	AL-CBI7371 WO-118447	7729796	CONNECTOR, lamp, w/CABLE, assy (blackout marker light)	1	ea
				7729797	SCREW, shoulder, oval-hd, sld, S, cd- or zn-pltd, No. 6-32NC-2 x 1 3/8 (blackout marker light)		
				7729799	WASHER, blackout marker light cable		
				7526028	CONNECTOR, left tail light, assy		
				812364	Composed of:		
				7526000	‡ CABLE		
				7526002	3 CONTACT		
				7526022	1 GROMMET		
				7524649	1 GROMMET		
				7526003	3 MARKER		
				7525999	1 PLATE		
				135974	1 PLATE		
				7525998	2 RIVET		
				7526023	1 SLEEVE		
				7526027	1 SOCKET		
				7526001	2 SPRING		
				7729798	1 SPRING		
				572929	2 TERMINAL		
				7526026	3 TERMINAL		
				7526289	2 WASHER		
				121832	1 WASHER		
06-16	012-1832	H001-5147531	AL-CBI7370	7526005	SCREW, MACH, S, rd-hd, sld, No. 8-32NC-2 x 3/8	7	ea
	5935-353-0955	G251-7526005	WO-118454		CONNECTOR, right tail light, assy	1	ea
				812364	Composed of:		
				7526000	‡ CABLE		
				7526002	2 CONTACT		
				7526004	1 GROMMET		
				7524649	1 GROMMET		
				7526003	2 MARKER		
				7525999	1 PLATE		
				135974	1 PLATE		
				7525998	2 RIVET		
				7526001	2 SLEEVE		
				572929	2 SPRING		
				7729798	2 TERMINAL		
				7526289	2 TERMINAL		
				121832	2 WASHER		
06-17	012-1832	H001-5147531			SCREW, MACHINE, S, rd-hd, sld, No. 8-32NC-2 x 3/8	7	ea

(1) ILLUSTRATION NO.	(2) REFERENCE SYMBOLS	(3) FEDERAL STOCK NO.	(4) ORDNANCE STOCK NO.	(5) MFR'S PART NO.	(6) ORDNANCE PART NO.	(7) DESCRIPTION	(8) QUANTITY INCORPORATED IN UNIT	(9) UNIT OF ISSUE
GROUP 06 - ELECTRICAL SYSTEM - Continued								
0609.1 - HEAD, TAIL, AND MARKER LIGHTS								
-Continued								
06-14, 15	H4	850-9278	H004-0573000		573000	CONNECTOR, wtrprf cable, assy (inside) (blackout head light cable (2), head light cable, left (3), right (3), right blackout marker light to right head light cable (1))	9	ea
06-16				GL-5938868	7526000	CONTACT, cable, style No. 2 (blackout tail and stop light, left (3), right (2))	5	ea
06-14			G742-7525940	AL-CBI7398 WO-118460	7525940	DOOR, blackout head light, assy	1	ea
06-14		6220-752-5939	G251-7525939	CC-1273326	7525939	RING, retaining, treated, S, wire, 3/4 dia stock, 1/8 in. opening	3	ea
06-14		5305-752-5938	G251-7525938	CC-1273325	7525938	SCREW, sp, fl-hd, S, No. 8 (0.164)-32NC x 3/8	3	ea
06-13		6220-772-9791	G244-7729791	HAC-21208 WO-118153	7729791	DOOR, blackout marker light, w/LENS, assy	2	ea
06-13	H1	5305-013-4225	H101-0134225		134225	SCREW, MACHINE, oval-hd, S, phos-fin, No. 8-32NC-2A x 1/2	4	ea
06-16				GL-5939696 IL-510220	7526019	DOOR, blackout tail and stop light, left	1	ea
				GL-5939715 IL-510221	7526017	DOOR, blackout tail and stop light, right	1	ea
			H004-7526020		7526020	DOOR, blackout tail light, assy (left)	1	ea
						Composed of:		
					7526019	1 DOOR		
					7526015	1 FILTER		
					7526009	1 GASKET		
					7526012	1 GASKET		
					7526014	1 GASKET		
					7526013	1 LENS		
					7526021	1 LENS		
					7526008	1 PLATE		
					7526016	1 PLATE		
					7320642	6 RING		
					7375694	6 SCREW		
			H004-7526018		7526018	DOOR, blackout tail light, assy (right)	1	ea
06-17	H4					Composed of:		
					7526017	1 DOOR		
					7526010	1 FILTER		

ALPHABETICAL INDEX—Continued

ITEM	SUBGROUP	ITEM	SUBGROUP
SHIMS—Continued		SPACERS—Continued	
King pin bearing	1004	Lifting shackle bracket	1503
Rear axle differential bearing	1102	Litter rack	1812
Rear axle shaft bearing	1104.1	Rear view mirror pivot clamp	2202
Steering gear housing	1401	Snow plow bolt	1501
Transfer output shaft rear bearing cap.....	0802.7	Spare gasoline can bracket	1808
SHOES		Spare wheel support	1504
Brake	1202	Spring clip	{1601.1
Hand brake	1201		{1601.3
Pole, generator	0601.3	Steering gear	1401
SHROUD, radiator		Transmission countershaft bearing	0702.5
	0502	Transmission main shaft bearing	0702.3
SILL, cross, rear floor pan.....		Windshield wiper motor plate to housing.....	2202
	1805	Windshield wiper motor to windshield	2202
SLEEVES		SPEEDOMETER	
Auxiliary light cables	{0609.1		2208.1
	{0609.2	SPINDLE, front axle wheel bearing.....	
Carburetor choke valve	0301		1004
Connector cover	0613.1	SPRINGS	
Connector cover light cables	0609.1	Accelerator bellcrank	0312
Generator field lead	0601.1	Accelerator pedal hinge	0312
Spark plug cable	0605	Auxiliary light	0609.2
Speedometer driven gear	2208.1	Blackout sealed beam unit	0609.1
Tail light socket	0609.1	Brake pedal	1206
Tire valve mounting	1313	Brake shoe retracting	1202
Transmission second and high speed		Carburetor,	
synchronizer	0702.3	Choke valve	0301
Wire, trailer	0617	Choke valve shaft	0301
SLINGERS		Idle adjusting screw	0301
Dust, transfer companion flange and		Intake needle	0301
front yoke	0802.5	Metering rod	0301
Grease, rear brake	1202	Pump	0301
Oil,		Catch, hood to windshield	1804
Crankshaft	0102.1	Clutch,	
Differential drive pinion bearing	{1002	Auxiliary pressure	0202
	{1102	Pedal shank draft pad	0202
Generator drive end head	0601.1	Pressure	0202
SNUBBER, transfer case support insulator.....		Release bearing carrier	0202
	0800	Compression, spark plug cable connector.....	0605
SOCKETS		Connector, trailer socket	0617
Rear top bow	2201	Distributor	0604.1
Side curtain	2201	Drum brake lining	2001.1
Tail light	0609.1	Engine oil filter cover bolt	0106.2
SPACERS		Front	1601.1
Bearing (main drive gear) power-take-off....	2002.1	Fuel pump fuel section diaphragm	0302.1
Camshaft thrust plate	0105.3	Fuel pump rocker arm	0302.1
Clutch, winch	2001.1	Fuel pump vacuum sectional diaphragm.....	0302.1
Crankcase oil filler pipe bracket.....	0106.5	Generator brush	0601.3
Distributor cam	0604.1	Generator regulator	0602
Fan pulley shield	0102.1	Hand brake	1201
Fuel pump rocker arm link	0302.1	Head light mounting unit	0609.1
Fuel pump to cylinder block	0302.1	Instrument cluster	0607
Gear, camshaft	0105.5	Light switch harness	0613.1
Gear, crankshaft	0105.5	Metering valve, vent, crankcase	0304.5
Generator drive end	{0601.1	Oil pump relief plunger	0106.1
	{0601.3	Poppet, power-take-off control	2002.5
		Rear	1601.3
		Receptacle cover	0613.1

(1) ILLUSTRATION NO.	(2) REFERENCE SYMBOLS	(3) FEDERAL STOCK NO.	(4) ORDNANCE STOCK NO.	(5) MFR'S PART NO.	(6) ORDNANCE PART NO.	(7) DESCRIPTION	(8) QUANTITY INCORPORATED IN UNIT	(9) UNIT OF ISSUE
GROUP 06—ELECTRICAL SYSTEM—Continued								
0609.1—HEAD, TAIL, AND MARKER LIGHTS								
—Continued								
06-17				GL-5939719 IL-5939719 IHC-103299K1	7526004	GROMMET, left and right tail light socket and wiring, assy	2	ea
06-16, 17			G251-7526007	AL-CB17633 IL-510214 WO-118448	7526007	GROMMET, left and right tail light socket, w/EYE-LET, assy	8	ea
06-14, 15		5925-752-5365	G749-7526002 G742-7525365	GL-918888 AL-CB17499 WO-118923	7526002 7525365	GROMMET, socket plate (tail light, left (1), right (1)) GROMMET, split, 3-hole, ru, 0.937 dia mtg groove, 1/2 wide (head light (2), blackout head light (1))	2 3	ea ea
06-16				IL-5939710 CC-1273357 GL-5939710 IHC-103305R1	7526022	GROMMET (tail light, left)	1	ea
	H4		H004-0573002		573002	GROMMET, w/trpr cable connector, 2 No. 14 AWG cables (left and right head light cable to light switch cable)	3	ea
06-13	H2		H002-0502852		502852	GROMMET, plain, ru, 3/8 ID, 5/8 dia, 1/8 wide mtg groove (blackout marker light, left and right)	4	ea
06-13				HAC-21226 WO-118154 AL-CB18510	7729792	HOUSING, blackout marker light (left and right)	2	ea
06-15				WO-118464 AL-CB17365 WO-118446		HOUSING, head light, assy (left and right)	2	ea
06-16	H4		H104-0446914		446914	HOUSING, left tail light, w/stop LIGHT, assy	1	ea
06-16					446914	LAMP, elec, incand, min, 24-28 v, sgle-tun-fl, No. 1683, sgle-contact cand-bay-base, 32 cp (service stop)	1	ea
06-13, 16, 17	H4	6240-019-0877	H104-0190877		190877	LAMP, incand, 24-28 v, 23 amp, sgle-contact, cand-bay-base, clear bulb, dble-tun-fl, 1 1/8 lg, 1000 hr (blackout marker light (2), tail light, left (2), right (2))	6	ea
06-14	H4		H104-0451989		451989	LAMP-UNIT, sealed beam, blackout, includes wiring, waterseal, 24 v, 4 1/2 in. (blackout head light)	1	ea
06-15		6220-741-8343	G740-7418343	AL-CB19791 WO-119088 IL-5939701	7418343	LAMP-UNIT, sealed beam, head lamp, includes wiring, waterseal, 24 v, 7 in. (left and right head light)	2	ea
				GL-5939701 IL-5939716 GL-5939716	7526013 7526011	LENS, blackout tail light door, lower, left and right LENS, blackout tail light door, upper, right	2 1	ea ea

06-13; 18-1						IL-5939695 GL-5939695 HAC-21780 WO-649692	7526021 7723899	LENS, red, tail and stop light, upper, left. LIGHT, blackout marker, assy (left and right)	1 2	ea ea
06-13 06-17; 18-4	H1 H4					H101-0271187 H004-7760506	271187 7760506	NUT, hex, w/ext-lock washer, Keps type, 5/16-24NF-3. LIGHT, blackout tail and stop, 24-28 v, right, assy	2 1	ea ea
06-14, 18-1	H4					H101-9409110	9409110	BOLT, hex-hd, S, cd- or zn-pltd, w/spring lock washer, 5/16-16NC-2A x 5/8	4	ea
06-14	H1	013-4566				H004-7760505 H001-4135821	7760505 134566	LIGHT, head, blackout, sealed beam, assy	1 1	ea ea
06-14	H1	5310-012-0382				H001-7025741	120382	NUT, PLAIN, HEXAGON, S, cd- or zn-pltd, 3/8- 16NC-2	1	ea
18-1						WO-118924 AL-2-15-3-50 WO-802429 WO-908767 AL-2-15-4-50 WO-802430 WO-908768 WO-118927	8673513 7760504	WASHER, lock, med, S, cd- or zn-pltd, 3/8 in. LIGHT, head, blackout, shielded, wtrprf, 24-28 v, w/o CABLES, assy LIGHT, head, left, assy (24 v)	1 1 1	ea ea ea
06-15 06-16; 18-4 06-13, 14, 15, 16, 17	H4	6220-776-0504 6220-776-0503				G741-7760504 G742-7760503 H004-7760507	7760503 7760507	LIGHT, head, right, assy (w/o DOOR) LIGHT, head, right, assy (24 v) LIGHT, head, right, assy (w/o DOOR) LIGHT, head, service, 24 v, wtrprf, w/o CABLES, assy LIGHT, tail and stop, 24-28 v, left, assy	1 2 1	ea ea ea
06 15						G252-7524649	7524649	MARKER, circuit (head light, left (3), right (3), head light cable, left (6), right (8), blackout head light (2), blackout head light cable (4), blackout marker (2), tail light, left (3), right (2))	33	ea
06-13		6220-737-5022				AL-CB17811 WO 118465 WO-800378 WO-801860 GL-5939709	7375023 7375022 7526003	MOUNTING, sealed beam unit, head light, assy (left and right) PAD, mtg, blackout marker light (ru) (left and right) PAD, mtg, head light (ru) (left and right)	2 2 2	ea ea ea
06-16, 17						GL-5939703	7526016	PLATE, baffle (blackout tail and stop, left (1) and right (1)) PLATE, clinch, blackout tail light door, lower lens, left and right	2	ea
06-16, 17						IL-5939730 GL-5939730 GL-5939708 IL-5939708	7526008 7525999	PLATE, clinch, blackout tail light door, upper lens, left and right PLATE, socket (blackout tail and stop light, left (1) and right (2))	2 3	ea ea
06-13 06-15		5935-772-9802				AL-CB17812 GL-5932467 WO-118469 AL-CB17814 WO-118470	7729802 7538582	PLUG, blackout marker light cable hole RING, retn, service head light lamp-unit, left and right	2 2	ea ea
06-15								RIVET, head light, mtg unit retn spring (left and right)	4	ea

(1) ILLUSTRATION NO.	(2) REFERENCE SYMBOLS	(3) FEDERAL STOCK NO.	(4) ORDNANCE STOCK NO.	(5) MFR'S PART NO.	(6) ORDNANCE PART NO.	(7) DESCRIPTION	(8) QUANTITY INCORPORATED IN UNIT	(9) UNIT OF ISSUE
GROUP 06 - ELECTRICAL SYSTEM - Continued								
0609.1 - HEAD, TAIL, AND MARKER LIGHTS								
- Continued								
06-15	H1	5320-011-1870	H001-0936130		111870	RIVET, TUBULAR, oval-hd, S, 1/8 x 1/8 (head light housing, left (6), right (6) and blackout head light (4))	16	ea
06-16, 17		5305-353-0969	G506-7538146	AL-CB9944 WO-118471	538146	SCREW, S, cd-pltd, 3/8-28NF-3 x 1 3/8 (focusing, service head light lamp-unit, right and left)	4	ea
06-16, 17		5305-737-5694	G744-7375694		7375694	SCREW, mach, rd-hd, S, No. 10-24NC-1 1/2 (blackout tail light door, left and right)	12	ea
06-16, 17		6220-732-0642	G251-7320642		7320642	RING, screw retn, S, 0.047 stk (blackout tail light door, left and right)	12	ea
06-15	H1		H101-0454783		454783	SCREW, mach, w/int-teeth lock washer, cross-recess, pan-hd, header-pt, S, cd- or zn-pltd, No. 10-24NC x 1/2 (headlight to guard, left (8), right (8))	16	ea
06-14, 15 16, 17	H4	350-9279	H004-0573007		573007	SHELL, female, connector, 1 cable (2 wire) (mates w/SHELL 573010) (head light, left (3), right (3), head light cable, left (3), right (3), blackout head light (2), blackout head light cable (1), blackout marker light (2), tail light, left (3), right (2))	22	ea
06-14, 15	H4	350-9280	H004-0573008		573008	SHELL, female, connector, 2 cable (mates w/SHELL 573009) (left and right head light cable and left blackout marker cable to light switch harness)	3	ea
06-14, 15	H4	350-9282	H004-0573010		573010	SHELL, male, connector, 1 cable (2 wire) (mates w/SHELL 573007) (head light cable, left (3), right (3), left blackout head light cable (2), right blackout marker light cable to head light cable (1))	9	ea
06-16, 17		2570-776-2751	G256-7762751		7762751	SLEEVE, connector cover (left and right head light cable and left blackout marker light cable to light switch harness)	3	ea
06-16, 17				CC-1273972 GL-923121	7525998	SLEEVE, tail light socket (left (1) and right (2))	3	ea
06-16		5935-752-6023	G742-7526023	GL-5939705	7526023	SOCKET, w/PLATE, assy (left tail light)	1	ea
06-16					7526025	Composed of: 1 PLATE		
06-16					6210568	1 SOCKET		
06-16					7729798	1 TERMINAL		
06-16			G067-0905540		7526027	SPRING, compression, music wire, 1/2 dia, 3/4 OD, 3 1/2 coils, 3/8 free lgh	2	ea
06-14			G742-7525937	AL-CB258 WO-642233	7525937	SPRING, retn, blackout head light sealed beam unit	3	ea

06-15														SPRING, retr, head light mtg unit (left (2), right (2)).....	4	ea
	6220-447-8477	G505-0682454	AL-CB6134 WO-117116											SPRING, retr, service head light door gasket (left (5), right (5))	10	ea
	2510-776-2687	G256-7762687	AL-CB18506 WO-118926											SPRING, sleeve and connector (left and right head light cable and left blackout marker light cable to light switch harness)	9	ea
06-16, 17		G260-7526001												SPRING, tail light socket (left (1), right (2)).....	3	ea
06-13		H005-0875945												SUPPORT, blackout marker light socket, left and right	2	ea
														TAPE, insulating, vinyl chloride, acetate, black, width $\frac{3}{4}$ in., thk 0.010 in. (ft per roll (108)) (blackout head light cable, head light cable, left, right)	1	roll
06-17			GL-5987874 IL-520812 GM-135974											TERMINAL, ground, br, 0.190 dia eyelet, 0.136 dia rivet hole (tail light, left (1), right (2))	3	ea
06-14, 15		H004-7056708												RIVET, tubular, oval-hd, br, ni-pltd, brgt, $\frac{1}{8}$ x $\frac{5}{16}$, $\frac{7}{8}$ dia	3	ea
06-13, 14, 15, 16, 17		H004-0572929												TERMINAL, WATERSEAL, type No. 1, No. 10 screw, No. 12 and No. 14 multi-conductor cable, cop, cd-pltd (head light cable, left (1), right (1), blackout head light (1))	3	ea
06-14	5310-350-2655	G749-5294507	AL-CB17867 WO-118461											TERMINAL, wire, No. 14 AWG, 0.160 dia (blackout head light (2), blackout head light cable (3), blackout marker light (2), head light, left (3), right (3), head light cable, left (5), right (7), tail light left (3), right (2))	30	ea
06-16		G251-7526026												WASHER, bearing, blackout head light.....	1	ea
06-16, 17	5310-752-6289	G260-7526289												WASHER, socket plate mtg (tail light, left)	2	ea
														WASHER, tail light socket, left (1), right (2)	3	ea
06-18		G244-7726808	RBR-405D3 RBR-430D3 WO-801460											0609.2-AUXILIARY LIGHTS (M170)		
														BLOCK, brush	1	ea
														BLOCK, commutator, flood light, extrn cable shaft	1	ea
														BRACKET, circuit closure, assy	1	ea
														Composed of:		
														1 BRACKET		
														1 GROMMET		
														1 SHELL		
														1 TERMINAL		
06-18		G244-7726804	CC-1271718 WO-801977											BRACKET, connector (circuit closure cap)	1	ea
06-18			RBR-263D4 RBR-840D4											BRACKET, mounting	1	ea
														BRUSH, silver plated	2	ea
06-18		H004-0672999												BUSHING, grommet adapting, wtrprf cable connector, No. 14 AWG cable	2	ea

(1) ILLUSTRATION NO.	(2) REFER- ENCE SYMBOLS	(3) FEDERAL STOCK NO.	(4) ORDNANCE STOCK NO.	(5) MFR'S PART NO.	(6) ORDNANCE PART NO.	(7) DESCRIPTION	(8) QUANTITY INCOR- PORATED IN UNIT	(9) UNIT OF ISSUE
GROUP 06-ELECTRICAL SYSTEM-Continued								
06-18				AXS-1819 SV-18/2	7732849	0609.2-AUXILIARY LIGHTS (M170)-Continued CABLE, extension light	1	ea
06-18	H5		H005-0812364		812364	CABLE, automotive, low tension, ins (plastic, natural or syn-ru) wtrprf, sgle-cond, stranded, shielded, cond size AWG No. 14, OD 0.160	1	ft
06-18	H4		H004-7760599	RBR-202D3	7760599	CASE, outer CONNECTOR, female, type PCA, 14 AWG cable, terminal	1	ea
						Composed of:		
					572999	1 BUSHING		
					573005	1 GROMMET		
					573010	1 SHELL		
					573000	1 SLEEVE		
					572929	1 TERMINAL		
06-18			G244-7760598	WO-800422	7760598	CONNECTOR, male, No. 14 AWG cable, terminal, assy.	1	ea
						Composed of:		
					572999	1 BUSHING		
					573005	1 GROMMET		
					573007	1 SHELL		
					572929	1 TERMINAL		
06-18				RBR-404D4 WO-810895		COVER, terminal, flood light extension cable reel case	1	ea
						EXTENSION, reel, assy	1	ea
						GROMMET, wtrprf cable connector, No. 12 AWG cable (circuit closure cap)	1	ea
06-18					573005	GROMMET, wtrprf cable connector, No. 14 AWG cable	1	ea
06-18				HC-DL12-3 RBR-406D4		HANDLE, wood, baked enamel finish	1	ea
						HOLDER, brush	2	ea
06-18				HC-DL16-5		HOOK, flat, S	1	ea
06-18				HC-DL16-4 WO-810894		HOOK, wire, S, cd-plate or parkerized, oil finish	1	ea
						LAMP, assy	1	ea
06-18					193048	LAMP, elec, incand, min, 24-28 v, sgle-tun-fl, No. 1204, 21 cp (dble-contact cand-bay-base, S-8 bulb, C-2V fl)	1	ea
						LID, case	1	ea
06-18				RBR-203D3 WO-810893	7412783	LIGHT, extension, w/REEL	1	ea
06-12, 18					7372885	SCREW, assembled washer int-teeth lock washer, hex- hd, header-pt, S, cd- or zn-pltd, 1/4-20NC x 1/2 (super- seded by SCREW 425380)	2	ea

H1		H101-0425380		425380	SCREW, int-teeth lock washer, hex-hd, header-pt, S, cd- or zn-pltd, 1/4-20NC-2 x 5/8 (superseded SCREW 7372885)	2	ea
H1	5810-017-4916	H001-7124701		174916	WASHER, LOCK, int-ext-teeth, S, cd- or zn-pltd, 1/4 x 0.760 (0.720 to 0.760 OD) (used for attaching screw through connection)	1	ea
06-18		G252-7524649	WO-801692	7524649	MARKER, circuit number (reel lamp cable)	2	ea
06-18			RBR-204D4		NUT, hex	1	ea
			RBR-417D4		PAWL, ratchet	1	ea
			RBR-422D4		PIN, spring, ratchet	1	ea
			RBR-421D4		PLATE, separator	1	ea
06-18			RBR-273D4		PLATE, switch	1	ea
06-18			RBR-201D3		PULLEY, lower half	1	ea
06-18			RBR-200D3		PULLEY, upper half	1	ea
06-18			RBR-432-D3		RATCHET	1	ea
			HC-DL12-2		REFLECTOR, br, ni-plate	1	ea
			RBR-410D4		RING, inner, block, flood light extn cable shaft (silver pltd)	1	ea
			RBR-411D4		RING, outer, block, flood light extn cable shaft (silver pltd)	2	ea
06-18			RBR-276D4		RING, wire	1	ea
			RBR-424D4		RIVET, brush	2	ea
			RBR-425D4		RIVET, brush holder	2	ea
			RBR-426D4		RIVET, brush block	1	ea
			RBR-427D4		RIVET, fl-hd, S, 0.092 x 0.161 (flood light extn reel ratchet)	1	ea
06-18			WO-673600	451785	SCREW, binder head, slotted, machine	4	ea
06-18		G740-7372885		7372885	SCREW, int-teeth-lock washer, hex-hd, header-pt, S, cd- or zn-pltd, 1/4-20NC-2 x 5/8	1	ea
06-18				145230	SCREW, rd-hd, tapping	1	ea
06-18				9407716	SCREW, sh-metal, No. 4, binder head	2	ea
06-18			RBR-274D4		SCREW, wood	2	ea
06-18			RBR-209D3		SHAFT, main	1	ea
H4		H004-0573007		573007	SHELL, wtrprf cable connector, female (mates w/SHELL 573010) (circuit closure cap)	1	ea
H4		H004-0573010		573010	SHELL, wtrprf cable connector, 1 cable, male (mates w/SHELL 573007)	1	ea
06-18			RBR-428D4		SHIELD, fiber, flood light extension cable reel case	1	ea
06-18		H004-0573000		573000	SLEEVE, waterproof cable connector	2	ea
06-18			RBR-294D4		SPRING, clock	1	ea
			RBR-419D4		SPRING, ratchet, compression, 1/4 free lg (ratchet pawl, flood light extn reel)	1	ea
06-18			RBR-418D4		STUD, pivot, ratchet	1	ea
06-18			RBR-264D4		SWITCH, toggle, push-in or slide type	1	ea
06-18		H004-0572929		572929	TERMINAL, cable, snap, male, type 1, 15 amp, no. 14 AWG cable	2	ea

(1) ILLUSTRATION NO.	(2) REFERENCE SYMBOLS	(3) FEDERAL STOCK NO.	(4) ORDNANCE STOCK NO.	(5) MFR'S PART NO.	(6) ORDNANCE PART NO.	(7) DESCRIPTION	(8) QUANTITY INCORPORATED IN UNIT	(9) UNIT OF ISSUE
06-18		752-4913	G244-7524913	WO-801458 RBR-210D4 RBR-415D4 RBR-265D4 RBR-266D4	7524913	GROUP 06—ELECTRICAL SYSTEM—Continued		ea ea ea ea ea
						0609.2—AUXILIARY LIGHTS (M170)—Continued		
						TERMINAL, non-conductor (circuit closure cap)		
						WASHER, shakeproof		
						WASHER, thrust, plain, S, 1 $\frac{1}{2}$ ID, 2 $\frac{1}{2}$ OD, 0.0825 thk (thrust, flood light extrn cable shaft)		
06-18						WIRE, ground		ea ea
						WIRE, power		
03-9	H6 H6 H6 H1 H1 H1 H1	5380-737-5146 012-0367 018-1395 5310-012-0380	H006-0214315 H006-0214551 H106-0142785 G740-7375146 G758-8329686 H001-4167521 H101-0131395 H001-5417681 H001-7025681 G758-8333280 G742-7389566	WO-648927 WO-806832 AC-GG8799 WO-804319 AL-E011199F WO-812250 SW-507N WO-906054 AC-1512423 WO-804873 WO-809816	137405 145474 142735 7375146 8329686 120367 131395 121900 120380 8333280 7389566	0610—SENDING UNITS		ea ea ea ea ea ea ea ea ea ea ea ea ea ea
						CONNECTOR, flared tube, inverted, br, 1/4 tube, 1/8 male pipe end (optional w/CONNECTOR 145474)		
						CONNECTOR, flared tube, inverted, S, cd- or zn-pltd, 1/4 tube, 1/8 male pipe end (optional w/CONNECTOR 137405)		
						ELBOW, pipe, reducing, 90 deg, br, 1/4 x 1/8 (engine oil pressure unit)		
						GASKET, fuel level sending unit (cork)		
						SUPPORT, oil pressure sending unit, w/BRACKET, assy		
						NUT, hex, lt, s-fin, S, cd- or zn-pltd, 1/4-28NF-2 (used on engines after serial No. 83923)		
						NUT, PLAIN, sq, S, cd- or zn-pltd, 1/4-20NC-2		
						SCREW, cap, hex-hd, S, cd- or zn-pltd, 1/4-20NC-3 x 1		
						WASHER, lock, med, S, cd- or zn-pltd, 1/4 in (used on engines after serial No. 83923)		
						TRANSMITTER, liquid quantity (optional w/TRANSMITTER AL-E011199F and SW-507N) (M170)		
						TRANSMITTER, liquid quantity (optional w/TRANSMITTER 8333280 and SW-507N) (M170)		
						TRANSMITTER, liquid quantity (optional w/TRANSMITTER 8333280 and AL-E011199F) (M170)		
						UNIT, sending, engine water temperature, assy (optional w/UNIT WO-809816)		
						UNIT, sending, engine water temperature, assy (optional w/UNIT 7389566)		

03-9, 03-11					SW-507F WO-810284 AC-1517756 DP-GG9096 WO-805914 WO-809251			UNIT, sending, fuel level, assy (optional w/UNIT 8329687) UNIT, sending, fuel level, assy (optional w/UNIT SW-507F)	1 1	ea ea
03-9	5305-281-1091	G758-8329687	G758-8332524		WO-808137			BOLT, ASSEMBLED WASHER, mach, cross-recess-pan-hd, S, cd- or zn-pltd, int-teeth lock washer, No. 8-32NC-2 x 1/2 (supersedes SCREW 8332077)	5	ea
	5305-270-7324	G758-8332077	G758-8332077		WO-808137			SCREW, ASSEMBLED WASHER, mach, cross-recess-pan-hd, S, cd- or zn-pltd, w/lock washer, No. 8-32NC-2 x 3/8 (superseded by BOLT 8332524)	5	ea
01-2	6680-741-6363	G742-7728856	G742-7728856		AC-1507492 SW-506B WO-800213 AC-1507980 WO-808567 AL-EOF11993 WO-809820			UNIT, sending, oil pressure (M170)	1	ea
14-2					RG-402141 WO-806915 WO-806675			ADAPTER, switch	1	ea
	2540-734-8574	G740-7848574	G740-7848574					BRACKET	1	ea
	5305-741-8145	H101-9409107	H101-9409107					BOLT, mach, w/lock washer, hex-hd, S, cd- or zn-pltd, 1/4-20NC x 3/8	2	ea
	5975-350-9272	H004-0572999	H004-0572999					BUSHING, terminal, grommet adapting, wtrprf cable connector, No. 14 AWG cable (horn switch)	2	ea
	6145-772-0853	H005-0812364	H005-0812364					CABLE, automotive-low tension, ins (plastic, natural, syn-ru) wtrprf, sgle cond, stranded, shielded, cond size, No. 14 AWG, 0.160 OD (horn switch) (8 in.)	1	ft
14-2, 18-6	2520-741-2442	G740-7412442	G740-7412442		RG-450161 WO-804623			CAP, flexible (horn button)	1	ea
	5935-350-9273	H004-0573000	H004-0573000					CONNECTOR, assy (inside) (horn switch)	2	ea
		H004-7760599	H004-7760599					CONNECTOR, female, No. 14 AWG cable terminal, assy (horn switch)	2	ea
								Composed of:		
								1 BUSHING		
								1 CONNECTOR		
								1 GROMMET		
								1 SHELL		
								1 TERMINAL		
								DISK, push rod, horn switch (centering) (used after vehicle serial No. 48124)	1	ea
14-2	5325-350-9277	G758-8329688	G758-8329688		WO-809959 WO-806916			GASKET, steering gear horn switch	1	ea
		H004-0573005	H004-0573005					GROMMET, wtrprf cable connector, No. 14 AWG cable (0.160 dia) (horn switch)	2	ea

(1) ILLUSTRATION NO.	(2) REFER- ENCE SYMBOLS	(3) FEDERAL STOCK NO.	(4) ORDNANCE STOCK NO.	(5) MFR'S PART NO.	(6) ORDNANCE PART NO.	(7) DESCRIPTION	(8) QUANTITY INCOR- PORATED IN UNIT	(9) UNIT OF ISSUE
						GROUP 06—ELECTRICAL SYSTEM—Continued		
						0611—HORN—Continued		
		2540-735-1412	G742-7728841	AL-HX4001UT WO-800906	7728341	HORN, elec, 24 v, waterproof, assy.....	1	ea
	H1	5305-012-3450	H001-5418341		123450	BOLT, screw mach, hex-hd, S, cd- or zn-pltd, 1/4- 28NF-3 x 3/4	2	ea
	H1	5310-012-1753	H001-7017621		121753	WASHER, lock, ext-teeth, S, cd- or zn-pltd, 0.494 OD, 1/4 in. bolt size	2	ea
		2530-752-4649	G252-7524649	WO-801692	7524649	MARKER, circuit (horn switch).....	2	ea
			G753-8332518	WO-809173	8332518	RETAINER, button cap, S, cd- or zn-pltd, 1.281 ID, 0.020 thk	1	ea
14-2	H4	5935-350-9282	H004-0573010	WO-807112	573010	ROD, push, switch.....	1	ea
						SHELL, male, connector, 1 cable (2 wire) (mates w/SHELL 573007) (horn switch)	2	ea
14-2; 06-11						SWITCH, w/CABLE, assy.....	1	ea
	H5		H005-0875945		17-T-1745- 60	TAPE, insulating, vinyl chloride acetate, black, width 3/4 in., thk 0.010 in. (36 yd per roll) (horn switch)	†	roll
	H4		H004-0572929		572929	TERMINAL, wire, No. 10-14 AWG (0.160 dia) (horn switch)	2	ea
14-2						WASHER, retaining, switch, push rod.....	1	ea
						0612—BATTERIES AND CABLES		
		249-9354	51 A-1562-255	SPEC-OA111 WO-A11760	51-A-1562- 255	ACID, sulfuric, storage battery, dilute (electrolyte) special, sp-gr, 1.280 1-1 gal (imperial), container (in one package)	1	ea
	H15		H015-0572553		572553	BATTERY, storage, lead-acid, charged, dry, No. 2 HN (automotive service, 12 v, 6-cell, 45 amp-hr rating, 10 3/8 x 5 1/4 x 8 1/8 max)	2	ea
	H1	042-5388	H101-0425388		425388	BOLT, integral lock washer, hex-hd, header-pt, S, cd- or zn-pltd, 5/16-18NC x 3/4 (battery box to dash rein- forcement)	4	ea
	H4		H004-0116300		501924	BOLT, battery terminal, sq-hd, S, ld-ctd, 5/16-18NC, w/NUT, (battery to ground cable (1), battery to bat- tery cable (2), battery to starter cable (1))	4	ea
						BRACKET, catch clamp (used on vehicles after serial No. 63252)	1	ea
						BRACKET, hanger, cowl battery box.....	4	ea
H1		010-4249	H001-0926132	BA-ZF1017 WO-634725 WO-673438	8677261 104249	RIVET, solid, fl-hd, S, 1/4 x 1/2.....	8	ea

H1	042-5388	H101-0425388	WO-681758 WO-680303 WO-680301	8393195	BRACKET, retn, cowl battery hold-down BRACKET, support, battery box to dash BRACKET, support, w/weld NUTS (welded) (battery box to dash)	4	ea
H1	042-5388	H101-0425388	WO-680307	425388 8677551	BOLT, integral lock washer, hex-hd, header-pt, S, cd- or zn-pltd, $\frac{5}{16}$ -18NC x $\frac{3}{4}$ BRACKET, support, w/weld NUTS (welded) (battery box to instrument panel, inboard)	1	ea
H1	042-5388	H101-0425388	WO-680306	425388	BOLT, integral lock washer, hex-hd, header-pt, S, cd- or zn-pltd, $\frac{5}{16}$ -18NC x $\frac{3}{4}$ BRACKET, support, w/weld NUTS (welded) (battery box to instrument panel, outboard)	7	ea
H5		H005-0812370		812370	BOLT, integral lock washer, hex-hd, header-pt, S, cd- or zn-pltd, $\frac{5}{16}$ -18NC x $\frac{3}{4}$ CABLE, automotive, low tension, ins, wtrprf, sgle cond, stranded, cond size No. 2 AWG, 0.610 OD CABLE, battery to battery, assy	1	ft
		G758-8329663	WO-806384	8329663	Composed of: 1 CABLE (5 in.) 2 INSULATOR 2 MARKER 2 TERMINAL	1	ea
		G758-8329664	PC-5292376 WO-806389	812370 7056639 7412573 8329664	CABLE, battery to ground, assy Composed of: 1 CABLE (42 in.) 2 INSULATOR 2 MARKER 2 TERMINAL	1	ea
H1	012-0758	H001-5421241	PC-5292376	120758	SCREW, mach, hex-hd, S, cd- or zn-pltd, $\frac{3}{8}$ -24NT-3 x $\frac{7}{8}$ (battery ground cable to frame)	1	ea
H1	5310-017-8551	H001-7124741		178551	WASHER, lock, S, cd- or zn-pltd, No. 7, 0.965 OD, $\frac{3}{8}$ in. bolt size	1	ea
		G758-8329665	WO-806388	8329665	CABLE, battery to starter, assy Composed of: 1 CABLE (25 in.) 2 INSULATOR 2 MARKER 2 TERMINAL	1	ea
H1	010-4235	H001-0926074	PC-5292376 WO-684724 WO-684725 WO-684729 WO-684726 WO-684727 WO-684728	812370 7056639 7412573 104235	CLAMP, catch, assy (used on vehicles after serial No. 68252) Composed of: 1 BRACKET 1 CLAMP 1 LEVER 1 PIN 1 PIN RIVET, SOLID, fl-hd, S, $\frac{3}{16}$ x $\frac{1}{2}$	1	ea

06-11

06-11

171

06-11

0612

(1) ILLUSTRATION NO.	(2) REFER- ENCE SYMBOLS	(3) FEDERAL STOCK NO.	(4) ORDNANCE STOCK NO.	(5) MFR'S PART NO.	(6) ORDNANCE PART NO.	(7) DESCRIPTION	(8) QUANTITY INCOR- PORATED IN UNIT	(9) UNIT OF ISSUE
						GROUP 06—ELECTRICAL SYSTEM—Continued		
				WO-684729		0612—BATTERIES AND CABLES—Continued		
	H4		H004-0327736		120527	CLASP, spring release, catch clamp (used on vehicles after serial No. 63252)	1	ea
	H1		H101-0454783		454783	CLIP, loop type, closed, 5/8 hole for no. 10 screw (positive cable to dash (1); negative cable to dash (1), negative cable to splash apron (1))	3	ea
			G758-8329666	WO-807111	8329666	SCREW, mach, w/int-teeth lock washer, pan-hd, cross-recess, S, cd- or zn-pltd, no. 10-24 NC x 1/2	3	ea
			G740-7346940	WO-640193	7346940	FRAME, hold-down, battery (welded) (under cowl)	2	ea
	H1	5305-734-6940 014-8313	H101-0148313		148313	BOLT, clamp, battery, 5/16-18NC-3 x 3 3/4	4	ea
	H1	5810-012-0214	H001-7025711		120214	NUT, plain, wing, S (formed), cd- or zn-pltd, 5/16-18NC-2	4	ea
	H2		G503-7324833 H102-0120013	WO-52725	7324833 120013	WASHER, lock, med, S, cd- or zn-pltd, 5/16 in. WASHER, lock, plain, S, cd- or zn-pltd, 3/4 x 5/16 GROMMET, ru, split, 3/8 ID, 3/8 OD, 1/8 groove dia (battery cable through dash (2), battery ins boxes (2)) (used on vehicles through serial no. 14750)	4 4 4	ea ea ea
			G740-7346945	WO-801809	7346945	GROMMET, ru, split, 3/4 ID, 1/2 groove dia (battery cable through dash (2), battery ins boxes (2)) (used on vehicles after serial no. 14750)	4	ea
			G252-7056639	WO-801697	7056639	INSULATOR, plastic, 0.625 ID, 2.000 lg, 0.046 wall thkn (battery to ground cable (2), battery to battery cable (2), battery to starter (2))	6	ea
				WO-684726		LEVER, catch clamp (used on vehicles after serial no. 63252)	1	ea
				WO-680382	8677636	LID, battery box, assy (used on vehicles through serial no. 63252)	1	ea
				WO-684731		LID, battery box, assy (welded) (used on vehicles after serial no. 63252)	1	ea
				WO-684732		LID, battery box, w/CLAMP, assy (used on vehicles after serial no. 63252)	1	ea
			G200-7412573	WO-801694	7412573 431904	MARKER, conduit, al-alloy, 1/2 ID, 0.126 thk. NUT, hex, lt, S, ld-ctd, 3/8-16NC-2 (battery post terminal)	6 4	ea ea
	H1		H101-8332063		8332063	NUT, push-on, type B, S, 5/8 in. lg, 1/2 in. wide, f/5/16 stud (battery frame hold-down bolt)	4	ea

(1) ILLUSTRATION NO.	(2) REFERENCE SYMBOLS	(3) FEDERAL STOCK NO.	(4) ORDNANCE STOCK NO.	(5) MFR'S PART NO.	(6) ORDNANCE PART NO.	(7) DESCRIPTION	(8) QUANTITY INCORPORATED IN UNIT	(9) UNIT OF ISSUE
						GROUP 06—ELECTRICAL SYSTEM—Continued		
						0613.1—CHASSIS WIRING		
			G244-7726804	WO-801977	7726804	BRACKET, connector (ground connector to reel lamp) (M170)	1	ea
	H4	5975-350-9272	G244-7726808 H004-0572999	WO-801460	7726808 572999	BRACKET, assy (non-conductor) (M170) BUSHING, grommet adapting, wtrprf cable connector, No. 14 AWG cable (light switch harness (25), horn ground cable (1), fuel gage sending cable (2), voltage regulator harness (7))	4 35	ea ea
		5340-772-2343	G251-7722343	SCI-10-40813-5 WO-801252	7722343	BUSHING, RUBBER, elec, connector, 1-cable hole, 0.150 dia hole, $\frac{3}{8}$ OD (voltage regulator harness)	1	ea
06-11			G758-8329736	GE-331B152 TI-C57998 WO-806409	8329736	CABLE, assy (generator to generator regulator)	1	ea
	H5	6145-705-6678	H005-0812366		15-C-2165-200	CABLE, automotive, low tension, ins (plastic, natural or syn-ru), wtrprf, sgle-cond, stranded, shielded, cond size AWG No. 12, 0.235 in OD (generator regulator harness)	†	ft
	H5	6145-705-6677	H005-0812367		15-C-2165-250	CABLE, automotive, low tension, ins (plastic, natural or syn-ru), wtrprf, sgle-cond, stranded, shielded, cond size AWG No. 8, 0.360 in OD (generator regulator harness)	†	ft
	H5	6145-772-0853	H005-0812364		15-C-2165-170	CABLE, automotive, low tension, ins (plastic, natural or syn-ru), wtrprf, sgle-cond, stranded, shielded, cond size AWG No. 14, 0.160 in OD (light switch cable, horn cable, generator regulator harness, fuel gage sending cable)	†	ft
	H5			WO-806413	7720853	CABLE, 14 AWG (0.160 OD) (light switch, fuel gage and voltage regulator)	†	ea
06-11					8677520	CABLE, assy, fuel gage to sending unit..... Composed of:	1	ea
				WO-807196	7720853 7760599	† CABLE (99 in.) 1 CONNECTOR		
				WO-809261	7524649	1 LOOM (74 in.) 2 MARKER		
06-12					7720853 7760599	CABLE, fuel gage to sending unit, assy (M170) Composed of: † CABLE (96 in.) 1 CONNECTOR	1	ea

06-11					PM-451			7524649 572929 8677059	1 LOOM (68 in.) 2 MARKER 2 TERMINAL CABLE, horn to ground, assy	1	ea
	H1	5310-012-0361	H001-4135661		PO-5292274 WO-801529			120861	NUT, PLAIN, HEXAGON, S, cd- or zn-pltd, No. 10-24NC-2 (horn ground cable and blackout head light ground cable to fender)	1	ea
	H1		H101-0454783					454783	SCREW, int-teeth-lock washer, cross-recess-pan-hd, S, cd- or zn-pltd, No. 10-24NC- x 1/2	1	ea
	H1	5310-017-8378	H001-7124621					178378	WASHER, lock, int-ext-teeth, S, cd- or zn-pltd, No. 10 x 0.610 (0.580 to 0.610 OD) (used between horn cable terminal and fender)	1	ea
06-11	H4		H004-0327736					120527	CLIP, closed loop, S, cd- or zn-pltd, 5/8 OD tube hole for 1/4 bolt (voltage regulator harness to dash (1), light switch harness (3))	4	ea
			G252-7525934					7525934	CLIP, connector (head light housing, left (3), right (3), blackout head light (2))	8	ea
06-11	H4		H104-0145409					145409	CLIP, fastener (type B) S, phos-ctd, 3/16 in. (blackout marker light cable to right radiator air deflector (1), horn and blackout driving lamp cable to fender splasher (1), light switch harness (1))	3	ea
	H4		H104-0432653					432653	CLIP, fastener (type B) S, cd- or zn-pltd, 3/8 in cable (head light cable to upper air deflector)	2	ea
06-11			G740-7047998		WO-A5449			7047998	CLIP, open, 3/8 dia hole for No. 10 screw (blackout head light cable to fender)	1	ea
	H1		H101-0454783					454783	SCREW, mach, int-teeth-lock washer, cross-recess, pan-hd, header-pt, S, cd- or zn-pltd, No. 10 24NC x 1/2	1	ea
05-1; 06-11		5940-734-3086	G503-7343086		WO-A6450			7343086	CLIP, open, S, 3/8 bolt (head light cable to clip bracket (1), light switch rear harness to rear cross member (1), foot dimmer switch to dash (1))	3	ea
	H1	012-0361	H001-4135661					120361	NUT, PLAIN, HEXAGON, S, cd- or zn-pltd, No. 10-24NC-2 (light switch rear harness to rear cross member (2), clip to radiator guard wiring clip bracket (1))	3	ea
	H1		H101-0454783					454783	SCREW, mach, int-teeth-lock washer, cross-recess-pan-hd, S, cd- or zn-pltd, No. 10-(0.190)-24NC x 1/2 (clip to radiator guard wiring clip brkt (1), light switch harness to rear cross member (1), foot dimmer switch to dash (1))	3	ea
06-11	H2		H102-0145525					145525	CLIP, open, wiring harness, 7/8 hole for 3/8 screw, slip on type (light switch harness to left frame side member (9), to rear cross member (2), to left tail light bracket (1), to right tail light bracket (1))	13	ea

(1) ILLUSTRATION NO.	(2) REFERENCE SYMBOLS	(3) FEDERAL STOCK NO.	(4) ORDNANCE STOCK NO.	(5) MFR'S PART NO.	(6) ORDNANCE PART NO.	(7) DESCRIPTION	(8) QUANTITY INCORPORATED IN UNIT	(9) UNIT OF ISSUE
	H2		H002-8928252		8328252	GROUP 06—ELECTRICAL SYSTEM—Continued 0613.1—CHASSIS WIRING—Continued CLIP, roof rail wiring, type T, 0.182 dia wire to 0.032 in supporting structure (right tail light bracket (1), ignition switch circuit No. 85 to instrument panel (1)) CONNECTOR, 8-wire (light switch harness)..... CONNECTOR, assy (grounded) (M170)..... Composed of: 1 BRACKET 1 GROMMET 1 SHELL 1 TERMINAL CONNECTOR, female, 2 no. 14 AWG cable terminal, assy (light switch wiring harness) Composed of: 2 BUSHING 2 CONNECTOR 2 GROMMET 1 SHELL 2 TERMINAL CONNECTOR, female, type PCA, 14 AWG cable, terminal, assy (light switch harness (14), fuel gage sending cable (2), voltage regulator harness (5)) Composed of: 1 BUSHING 1 CONNECTOR 1 GROMMET 1 SHELL 1 TERMINAL CONNECTOR, male, no. 12 AWG cable, terminal, assy (voltage regulator harness) Composed of: 1 GROMMET 1 SHELL 1 TERMINAL CONNECTOR, male, no. 14 AWG cable, terminal, assy (light switch wiring harness) Composed of: 1 BUSHING	2	ea
		5935-776-2750	G256-7762750	DM-4013 WO-810197	7762750 7524916		2 1	ea ea
		5935-741-2643	G740-7412643	WO-804782	7726804 573004 573010 7524915 7412643		1	ea
	H4		H004-7760599		572999 573000 573005 573008 572929 7760599		21	ea
					572999 573000 573005 573010 572929		1	ea
				WO-806415	573004 573009 572930 7762642		4	ea
					572999		1	ea

5935-776-0598	G244-7760598	WO-800422	573005 573009 572929 7760598	1 GROMMET 1 SHELL 1 TERMINAL CONNECTOR, male, no. 14 AWG cable, terminal, assy (light switch harness (3), horn ground cable (1), voltage regulator harness (2))	6	ea
5935-772-2367	G741-7722367		572999 573005 573007 572929 7722367	Composed of: 1 BUSHING 1 GROMMET 1 SHELL 1 TERMINAL CONNECTOR, PLUG (generator to generator regulator cable)	1	ea
5935-776-2605	G244-7762605	WO-800426	7762605	CONNECTOR, PLUG, double, female, no. 14 AWG cable terminal, assy (light switch wiring harness)	2	ea
5935-772-2368	G741-7722368	SCI-60-42622-2S	572999 573002 573008 573126 572929 7722368	Composed of: 2 BUSHING 1 GROMMET 1 SHELL 1 SLEEVE 1 TERMINAL CONNECTOR, PLUG, ELECTRICAL, wtrprf, cable connector, 1-cable (generator to generator regulator cable)	1	ea
5930-773-0893	G742-7730893	SCI-60-42622-22P WO-801250	7730893	CONNECTOR, PLUG, wtrprf, elec connector, no. 12 shell, male pin insert, four no. 8 AWG cable contacts (voltage regulator harness)	1	ea
2920-772-0495	G244-7720495	SCI-60-42613-5S WO-801249	7720495	CONNECTOR, PLUG, wtrprf, no. 12 shell, female socket insert, one no. 16 AWG cable contact, assy	1	ea
771-6895	G244-7716895	SCI-60-42628-51S WO-801243	7716895	CONNECTOR, PLUG, wtrprf, no. 28 shell female socket insert, twelve no. 12 AWG cable contact, assy (generator regulator harness (1), light switch wiring harness (1))	2	ea
350-9273	H004-0573000		573000	CONNECTOR, wtrprf cable, assy (inside) (light switch harness (16), horn ground cable (1), fuel gage sending cable (2), generator regulator harness (6))	25	ea
	G758-8329985 H101-0594271	WO-680460	8329985 594271	COVER, auxiliary power receptacle hole SCREW, assembled washer, cross-recess-hd, S, cd- or zn-pltd, int-teeth-lock washer, 1/4"-20NC x 3/4 in. cable	1 4	ea ea
			145411	FASTENER, clip (type B), S, phos-ctd, 3/8 in. cable (voltage regulator harness to dash (2), voltage regulator harness to air cleaner splasher (1))	3	ea
			127753	FASTENER, clip (type B), S, phos-ctd, 5/8 cable (light switch harness to fender splasher (2); voltage regulator harness to dash (2), voltage regulator harness to splash shield (1))	5	ea
			145540	FASTENER, clip (type B), phos-ctd, 1/8 cable (light switch harness to fender splasher, center and rear)	2	ea

06-11

06-11

(1) ILLUSTRATION NO.	(2) REFERENCE SYMBOLS	(3) FEDERAL STOCK NO.	(4) ORDNANCE STOCK NO.	(5) MFR'S PART NO.	(6) ORDNANCE PART NO.	(7) DESCRIPTION	(8) QUANTITY INCORPORATED IN UNIT	(9) UNIT OF ISSUE
GROUP 06 - ELECTRICAL SYSTEM - Continued								
0613.1 - CHASSIS WIRING - Continued								
					147570	FASTENER, clip (type B), S, 1/8 cable (voltage regulator harness to air cleaner splasher)	1	ea
			G742-7731435	SCI-10-40822-54 WO-801251	7731435	GROMMET, chassis, wiring harness to generator regulator plug nut (generator regulator harness)	1	ea
		5325-737-1195	G503-7371195	WO-347002	7371195	GROMMET, RUBBER, split, 1/8 ID (in dash for generator regulator harness)	1	ea
			G592-772333	WO-801201	772333	GROMMET, RUBBER, wtrprf elec connector, 12-hole, 0.150 dia holes, 1.240 OD (light switch harness plug)	1	ea
			G740-7346945	WO-801809	7346945	GROMMET, split, ru, 3/4 ID (in dash for light switch harness)	1	ea
	H4		H004-0573002		573002	GROMMET, waterproof cable connector, 2 No. 14 AWG cables (light switch harness)	2	ea
	H4		H004-0573004		573004	GROMMET, wtrprf cable connector, No. 12 AWG cable (voltage regulator harness (1), ground connector to reel lamp (1)) (M170)	2	ea
	H4		H004-0573005		573005	GROMMET, waterproof cable connector, No. 14 AWG cable (ru) (light switch harness (23), horn ground cable (1), fuel gage sending cable (2), voltage regulator harness (7))	33	ea
06-12			G758-833281	WO-810549	833281	HARNES, wiring, assy (generator to generator regulator) (M170)	1	ea
06-12			G758-833282	WO-809260	833282	HARNES, wiring, light switch, assy (M170)	1	ea
Composed of:								
‡ CABLE (1.358 in.)								
3 CONNECTOR								
6 CONNECTOR								
1 CONNECTOR								
13 CONNECTOR								
2 CONNECTOR								
1 CONNECTOR								
1 GROMMET								
29 MARKER								
1 NUT								
‡ TAPE								

06-11	G758-8329662	WO-806410	8329662	HARNES, wiring, light switch, assy (M38A1) Composed of: ‡ CABLE (1.248 in.) ‡ 4 CONNECTOR ‡ 8 CONNECTOR ‡ 1 CONNECTOR ‡ 14 CONNECTOR ‡ 2 CONNECTOR ‡ 1 CONNECTOR ‡ 1 GROMMET ‡ 27 MARKER ‡ 1 NUT ‡ 1 TAPE	1	ea
06-11		WO-806417	8677431	HARNES, wiring, voltage regulator, assy (M38A1) Composed of: ‡ 1 BUSHING ‡ 1 CABLE (20.5 in.) ‡ 1 CABLE (306.5 in.) ‡ 1 CABLE (61.5 in.) ‡ 5 CONNECTOR ‡ 1 CONNECTOR ‡ 2 CONNECTOR ‡ 1 CONNECTOR ‡ 1 CONNECTOR ‡ 1 CONNECTOR ‡ 1 GROMMET ‡ 1 INSULATOR ‡ 1 MARKER ‡ 9 MARKER ‡ 1 NUT ‡ 1 NUT ‡ 1 TAPE	1	ea
		WO-806415	7720853 15-C-2165-250 7720853 15-C-2165-200 7760599 7760598 573000 7730898 7720495 7731435 506159 A311679 7524649 7723308 7723306 17-T-1745-60 7056715			
06-12		WO-810548	7723343 15-C-2165-250 15-C-2165-170 15-C-2165-200 7760599	HARNES, wiring, voltage regulator, assy (M170) Composed of: ‡ 1 BUSHING ‡ 1 CABLE (43.5 in.) ‡ 1 CABLE (106.5 in.) ‡ 1 CABLE (12.5 in.) ‡ 4 CONNECTOR	1	ea

(1) ILLUSTRATION NO.	(2) REFERENCE SYMBOLS	(3) FEDERAL STOCK NO.	(4) ORDNANCE STOCK NO.	(5) MFR'S PART NO.	(6) ORDNANCE PART NO.	(7) DESCRIPTION	(8) QUANTITY INCORPORATED IN UNIT	(9) UNIT OF ISSUE
						GROUP 06—ELECTRICAL SYSTEM—Continued 0613.1—CHASSIS WIRING—Continued		
				WO-810548 WO-806415		HARNESS—Continued 1 CONNECTOR		
					7760598	1 CONNECTOR		
					7730893	1 CONNECTOR		
				WO-808610	7720495	1 CONNECTOR		
					506159	1 GROMMET		
					A311679	1 INSULATOR		
					7524649	1 MARKER		
					7723308	7 MARKER		
					7723306	1 NUT		
					17-T-1745-60	1 NUT		
					7056715	‡ TAPE		
	H4		H004-0506159	WO-807196	506159	1 TERMINAL INSULATOR, 0.395 ID, 0.080 wall thks, 1½ lg (generator regulator harness)	1	ea
				PM-451		LOOM, auto, asphalt finish, ¾ ID, 74 lg (fuel gage sending cable) (M38A1)	1	ea
			G252-7524649	WO-801692		LOOM, auto, asphalt finish, ¾ ID, 68 lg (fuel gage cable) (M170)	1	ea
				WO-801693	A311679	MARKER, circuit number (light switch harness (27), horn ground cable (1), fuel gage sending cable (1), voltage regulator harness (9))	38	ea
			G592-7723309	SCI-60-37005-281 WO-801193	7723309	MARKER, conduit, 0.126 thk, ¼ ID (voltage regulator harness)	1	ea
				SCI-60-37005-221 WO-801192	7723308	NUT, PLAIN, KNURLED, retaining, grommet, 1.193 dia cable hole, 1½-18NF-2, 1.750 OD (light switch harness plug)	1	ea
			G244-7723308		7723306	NUT, retaining, waterproof, elec connector, grommet, 0.953 dia cable hole, 1.2500-18NEF-2 thds (voltage regulator harness)	1	ea
			G244-7723306	SCI-60-37005-131 WO-801194	7723306	NUT, retaining, waterproof, elec connector, grommet, 0.928 dia cable hole, 0.625-24NEF-2 thds (voltage regulator harness)	1	ea

H1		H101-0454782	454782	SCREW, int-teeth-lock washer, cross-recess, pan-hd, header-pt, S, cd- or zn-pltd, no. 10-24NC x 5/8 (generator to volt regulator cable and volt regulator harness to dash)	4	ea
H4	350-9279	H004-0573007	573007	SHELL, wtrprf cable connector, 1-cable, female (mates w/SHELL 573010) (2 wire) (light switch harness (3), horn ground cable (1), voltage regulator harness (2))	6	ea
H4	350-9282	H004-0573010	573010	SHELL, wtrprf cable connector, 1 cable, male (mates w/SHELL 573007) (2-wire) (light switch harness (14), fuel gage sending cable (2), voltage regulator harness (5))	21	ea
H4	350-9280	H004-0573008	573008	SHELL, wtrprf connector, 2 cable, female (mates w/SHELL 573009) (light switch cable harness)	3	ea
H4		H004-0573009	573009	SHELL, wtrprf connector, 1 cable, male (mates w/SHELL 573008) (light switch harness (4), voltage regulator harness (1))	5	ea
H4		G251-7762751 H004-0573126	7762751 573126	SLEEVE, connector cover (light switch harness)..... SLEEVE, w/CONNECTOR, 3 wire, 14 ga, assy (light switch harness)	2 2	ea ea
H5		G256-7762687 H005-0875945	7762750 7762751 7762687 7762687	Composed of: 1 CONNECTOR 1 SLEEVE 3 SPRING	6	ea
H4	350-9269	H004-0572930	572930	SPRING, sleeve and connector (light switch harness)..... TAPE, insulating, vinyl chloride acetate, black, width 3/4 in, thks 0.010 in. (108 ft per roll)	1	roll
H4		H004-0572929	572929	TERMINAL, cable, snap male, type V, 15 amp, no. 12 AWG cable	1	ea
H4	705-6715	H004-7056715 H004-7056708	7524915 7056715 7056708	TERMINAL, cable, snap, type 1, 15 amp, no. 14 AWG cable (light switch harness (25), horn ground cable (1), fuel gage sending cable (2), voltage regulator harness (7))	35	ea
H4		G508-7371311	7871311	TERMINAL, connector (ground connector to reel lamp) (M170)	1	ea
H4			DM-54963 WO-810198	TERMINAL, straight (generator regulator harness).....	1	ea
H4	6140-361-7944		WO-A1098	TERMINAL, waterseal, solderless, cop, no. 12 and 14 AWG cable, 1 1/4 lg, hole for no. 10 screw (horn to ground cable)	1	ea
				0615 - RADIO SUPPRESSION		
				LEAD, elec, eng, gr, 1 1/8 wide, 7 1/2 holes (used up to vehicle serial no. 88475) (generator insulator bolt to engine mtg bracket)	1	ea

(1) ILLUSTRATION NO.	(2) REFERENCE SYMBOLS	(3) FEDERAL STOCK NO.	(4) ORDNANCE STOCK NO.	(5) MFR'S PART NO.	(6) ORDNANCE PART NO.	(7) DESCRIPTION	(8) QUANTITY INCORPORATED IN UNIT	(9) UNIT OF ISSUE
GROUP 06—ELECTRICAL SYSTEM—Continued								
0615—RADIO SUPPRESSION—Continued								
				WO-809624		LEAD, elec, engine, gr, 1 $\frac{1}{8}$ wide, 12 $\frac{3}{4}$ lg, 3 holes (use after vehicle serial No. 88475)	1	ea
	H1	012-0369	H001-4167601		120369	NUT, plain, hex, lt, s-fln, S, cd- or zn-pltd, $\frac{3}{8}$ -24NF-2	1	ea
	H1	012-0647	H001-5421261		120647	SCREW, mach, hex-hd, S, cd- or zn-pltd, $\frac{3}{8}$ -24NF-3 x 1	1	ea
	H1	5310-017-8551	H001-7124741		178551	WASHER, lock, int-ext-teeth, S, cd- or zn-pltd, $\frac{3}{8}$ x 0.985 OD	2	ea
	H1	5310-017-8532	H001-7124911		178532	WASHER, lock, int-ext-teeth, S, cd- or zn-pltd, style No. 7, 0.85 OD, $\frac{3}{8}$ bolt size	2	ea
0617—TRAILER COUPLING								
		5935-735-5938	G747-7355938	SCI-L8719-32 WO-807154	7355938	BRACKET, polarizing, elec connector (used on vehicles through serial No. 75226)	1	ea
	H4	5975-350-9272	H004-0572999		572999	BUSHING, terminal grommet adapting, wtrprf cable connector	7	ea
	H5	6145-772-0853	H005-0812364		812364	CABLE, automotive, low tension ins (plastic natural or syn-ru) wtrprf, sgle cond (receptacle) (8 in.)	4	ft
		5935-776-2750	G256-7762750		7762750	CONNECTOR, 3 in. wire	1	ea
		5935-776-0598	G244-7760598	WO-800422	7760598	CONNECTOR, male, No. 14 AWG (receptacle and cable)	4	ea
		5935-773-1428	G592-7731428	SCI-60-36397-28 WO-800391	7731428	COVER, receptacle, assy	1	ea
	H1	044-6609	H101-0446609		446609	BOLT, integral, lock washer, sltd-hex-hd, S, cd- or zn-pltd, $\frac{1}{4}$ -20NC-2A x $\frac{3}{8}$	4	ea
	H4	5325-350-9277	H004-0573005		573005	GROMMET, connector, No. 14 AWG cable, 0.160 dia wire (receptacle and cable)	4	ea
	H4	5325-350-9275	H004-0573002		573002	GROMMET, connector, 2 No. 14 AWG cable, 0.160 dia wire (receptacle and cable)	1	ea
		2530-752-4649	G592-772333	SCI-10-40823-51 WO-801201	772333	GROMMET, RUBBER, connector, 12 hole, 0.150 dia hole, 1.240 OD (receptacle, w/CABLE)	1	ea
			G252-7524649	WO-801692	7524649	MARKER, circuit number	7	ea

5310-772-3309	G592-7723309	SCI-60-37005-281 WO-801193	7723309	NUT, PLAIN KNURLED, retaining, elec connector grommet, 1.193 dia cable hole, 1 1/8-18NEF-2, 1.750 OD	1	ea
	G740-7731429	SCI-60-36028-51S	7731429	RECEPTACLE, assy (superseded by RECEPTACLE 8376209) (M38A1)	1	ea
	G258-8376209	SCI-60-36030-51S WO-811867	8376209	RECEPTACLE, assy (supersedes RECEPTACLE 7731429) (M38A1)	1	ea
		PC-5292276 WO-801531	8673318	RECEPTACLE, w/CABLE, assy (superseded by RE- CEPTACLE WO-811900) (M38A1)	1	ea
			812364	Composed of:		
			7760598	1 CABLE (49 in.)		
			7722333	4 CONNECTOR		
			7524649	1 GROMMET		
			7723309	7 MARKER		
			7731429	1 NUT		
			7056708	1 RECEPTACLE		
		WO-811900		1 TERMINAL	1	ea
				RECEPTACLE, w/CABLE, assy (supersedes RECEPTACLE 8673318) (M38A1)		
			812364	Composed of:		
			7760598	1 CABLE (49.75 in.)		
			7722333	4 CONNECTOR		
			7524649	1 GROMMET		
			7723309	7 MARKER		
			7731429	1 NUT		
			7056708	1 RECEPTACLE		
			120361	1 TERMINAL	1	ea
			454782	NUT, plain, hex, S, cd- or zn-pltd, No. 10-24NC-2.....	1	ea
			178378	SCREW, mach, w/int-teeth-lock washer, pan-hd, cross- recess, S, cd- or zn-pltd, header-pt, No. 10-24NC x 5/8		
				WASHER, lock, int-ext-teeth, S, cd- or zn-pltd, No. 10 x 0.610	1	ea
			573007	SHELL, female connector, 1 cable (2-wire) (mates w/SHELL 573010)	4	ea
			573008	SHELL, female connector, 2 cable (mates w/SHELL 573009)	1	ea
			573009	SHELL, male connector (mates w/SHELL 573008)	1	ea
			7762751	SLEEVE, 3 in wire (connector)	1	ea
			7762687	SPRING, connector socket.....	1	ea
			572929	TERMINAL, cable, snap, male, type 1, 15 amp, no. 14 AWG cable	7	ea
			7056708	TERMINAL, solderless, cop, no. 12 and 14 AWG cable, 1 1/4 lg, hole for no. 10 screw (inter-vehicle receptacle)	1	ea


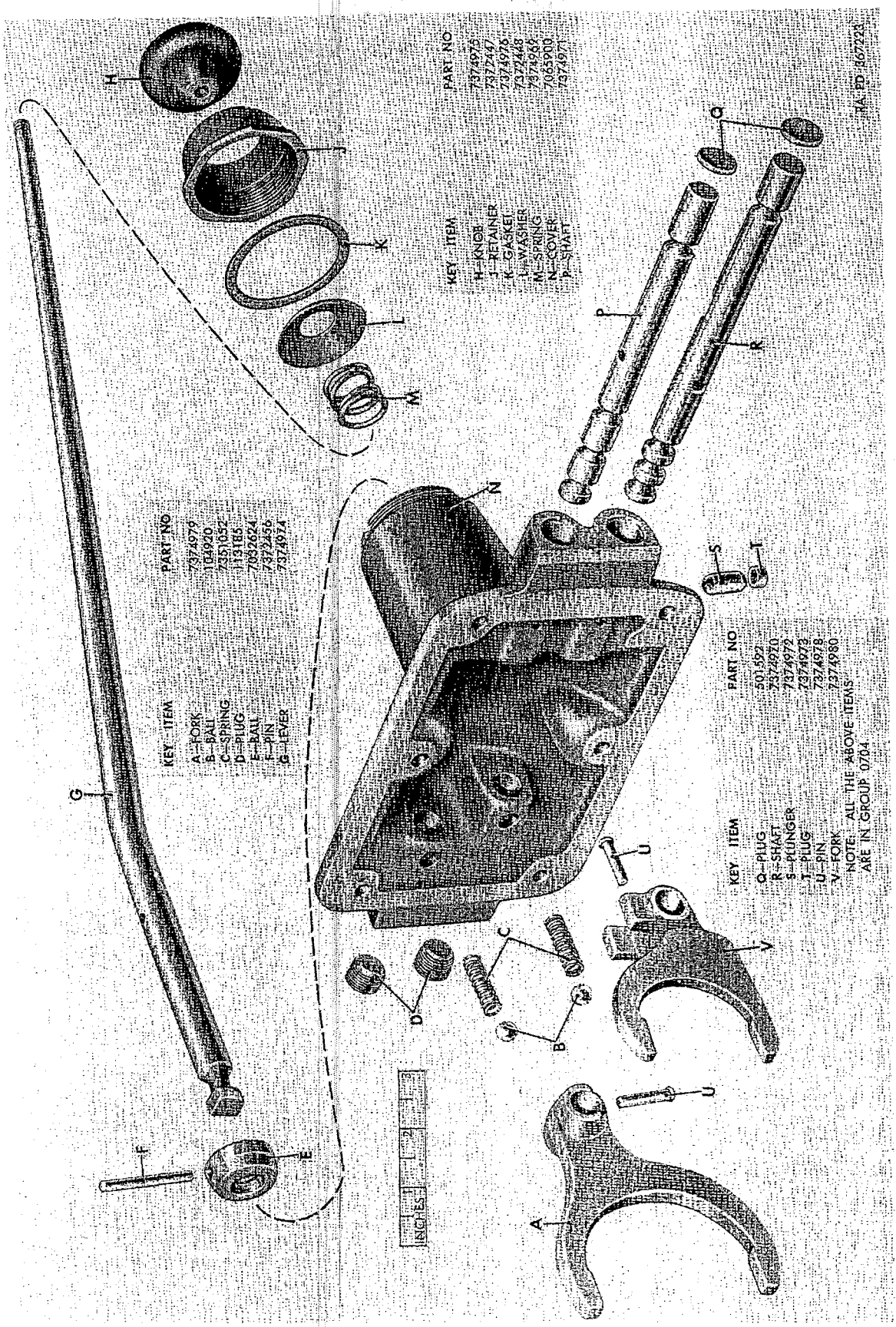


Figure 07-1. Transmission, assy (7697471)



KEY ITEM	PART NO
A—FORK	7374979
B—BALL	1034920
C—SPRING	7351052
D—PLUG	113185
E—BALL	7052624
F—PIN	7372456
G—LEVER	7374974

KEY ITEM	PART NO
H—KNOB	7374975
I—RETAINER	7372497
K—GASKET	7374978
L—WASHER	7372448
M—SPRING	7371968
N—COVER	7065900
P—SHAFT	7374977

KEY ITEM	PART NO
Q—PLUG	501592
R—SHAFT	7374970
S—PLUNGER	7374972
T—PLUG	7374973
U—PIN	7374978
V—FORK	7374980

NOTE: ALL THE ABOVE ITEMS ARE IN GROUP 07M

TA PD 46723

Figure 07-2. Transmission cover and related parts—exploded view

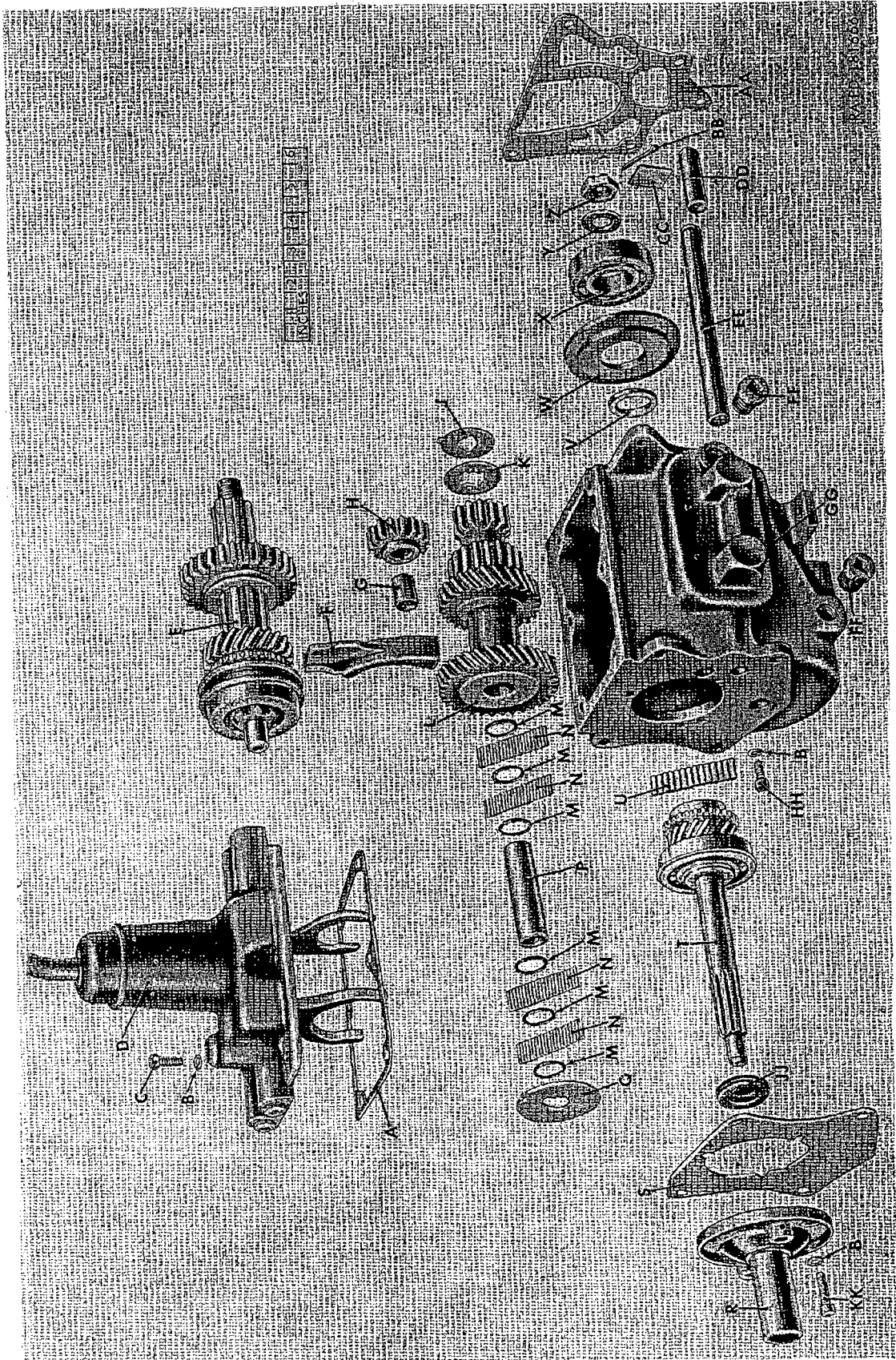


Figure 07-3. Transmission gears and related parts—exploded view

Key	Item	Part No.	Group	Key	Item	Part No.	Group
A	-GASKET	7374977	0704	S	-GASKET	8329853	0701
B	-GASKET	8329873	0702.1	T	-SHAFT, ASSY	8673949	0702.1
C	-SCREW	120229	0704	U	-ROLLER	712420	0702.3
D	-COVER, ASSY	7032623	0704	V	-SPACER	7374992	0702.3
E	-SHAFT, ASSY	WG-AT90A2	0704	W	-ADAPTER	7374991	0702.3
F	-COLLECTOR	7697420	0702.3	X	-BEARING	700336	0702.3
G	-BEARING	7697419	0702.5	Y	-WASHER	7375131	0802.1
H	-GEAR	8331730	0702.5	Z	-NUT	7743652	0802.1
J	-WASHER	7697547	0702.5	AA	-GASKET	7372878	0800
K	-WASHER	7697429	0702.5	BB	-PIN	120123	0802.1
L	-GEAR	7697422	0702.5	CC	-PLATE	7697424	0702.5
M	-WASHER	7697427	0702.5	DD	-SHAFT	7697425	0702.5
N	-ROLLER	712386	0702.5	EE	-COUNTERSHAFT	7697421	0702.5
P	-SPACER	7372667	0702.5	FF	-PLUG	7372879	0701
Q	-WASHER	7697423	0702.5	GG	-CASE	7372877	0701
R	-COVER	7697564	0702.1	III	-BOLT	571283	0702.5
				JJ	-SEAL, OIL	7697572	0702.1
				KK	-SCREW	426892	0702.1

Figure 07-3. Transmission gears and related parts—exploded view—legend

KAUFMANN MANFRED
 OBERBURGSTRASSE 19E
 CH-3400 BURGDORF
 TEL + FAX 034 422 72 04



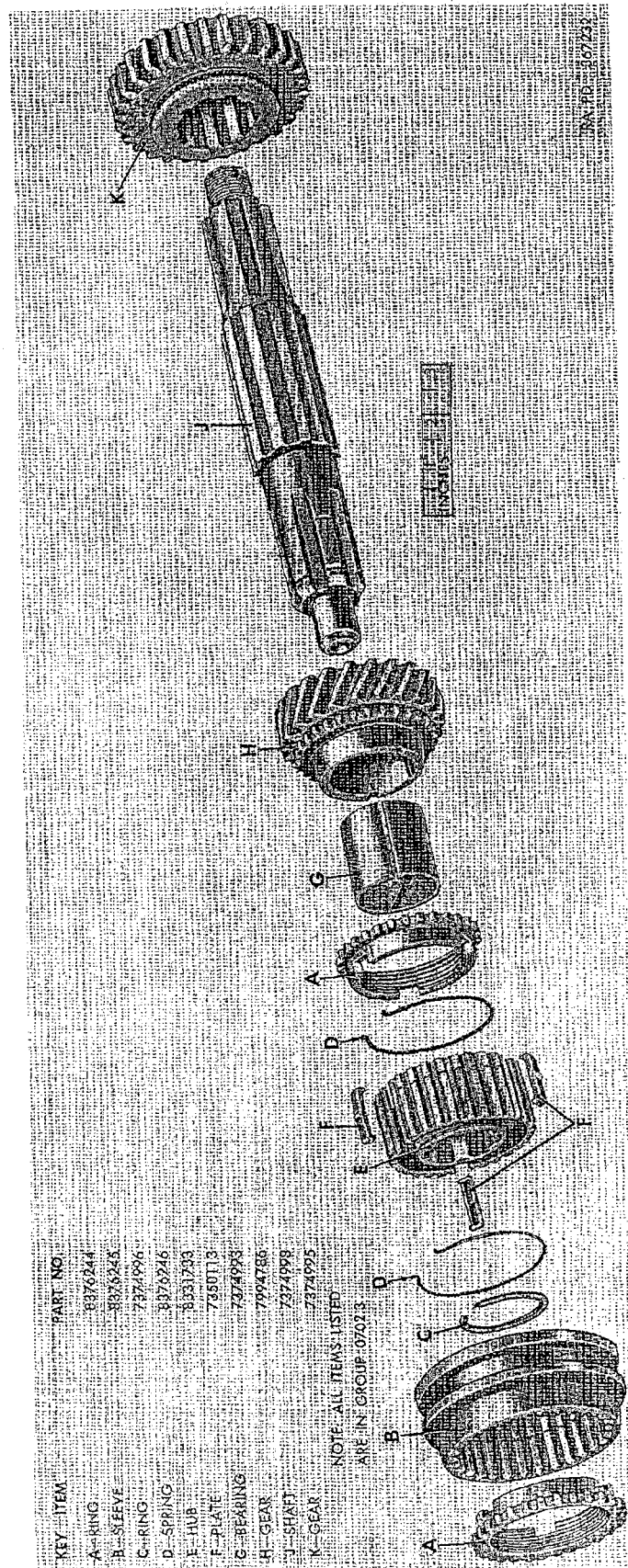


Figure 07-4. Transmission main shaft, assy—exploded view

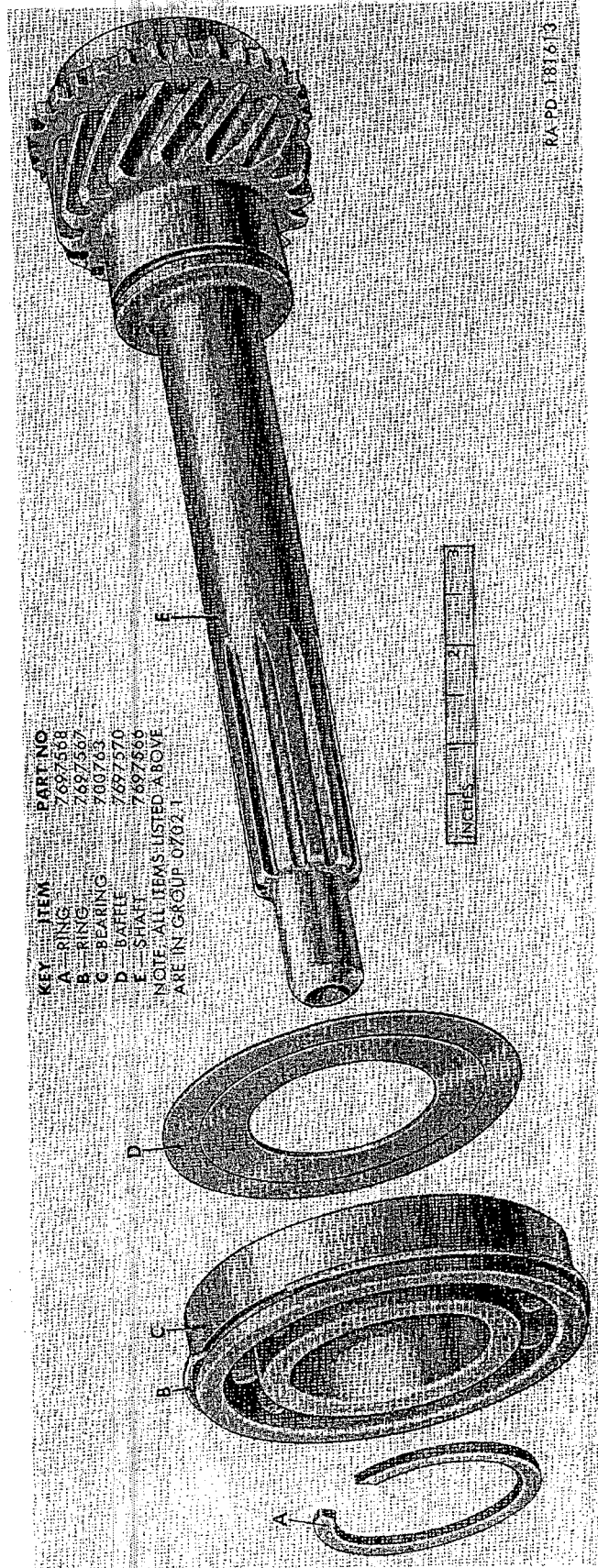


Figure 07-5. Transmission main drive gear, assy—exploded view

(1) ILLUSTRATION NO.	(2) REFER- ENCE SYMBOLS	(3) FEDERAL STOCK NO.	(4) ORDNANCE STOCK NO.	(5) MFR'S PART NO.	(6) ORDNANCE PART NO.	(7) DESCRIPTION	(8) QUANTITY INCOR- PORATED IN UNIT	(9) UNIT OF ISSUE
GROUP 07—TRANSMISSION								
0700—TRANSMISSION ASSEMBLY								
07-1		2520-769-7471	G740-7697471	WG-AS8T90C WO-800079	7697471	TRANSMISSION, assy.....	1	ea
	H1	5305-012-2267	H001-5421961		122267	SCREW, cap, hex-hd, S, cd- or zn-pltd, 1/8-14NC-3 x 1 1/4	4	ea
	H1	5310-011-6104	H001-1525020		116104	WASHER, flat, copper, 1/2 ID, 5/8 OD, 0.065 thk (used on vehicles through serial no. 56020)	4	ea
			G758-8332514	WO-809706	8332514	WASHER, LOCK, ext-teeth, S, cd- or zn-pltd, 1/8 in. (shakeproof) (used on vehicles after serial no. 56020)	4	ea
	H1	5310-012-0383	H001-7025711		120383	WASHER, lock, med, S, cd- or zn-pltd, 1/8 in.....	4	ea
07-3		2520-737-2877	G740-7372877	WG-T90C1 WO-642754	7372877	0701—CASE CASE, assy.....	1	ea
07-3			G758-8329853	WO-640351	8329853	GASKET, case.....	1	ea
07-3		4730-737-2879	G740-7372879	WG-4646A WO-801660	7372879	PLUG, sq, pipe, ek-hd, MI, 1/2 in. (transmission filling (1) and drain opening (1))	2	ea
07-5		2520-769-7570	G740-7697570	WG-T90A136A WO-640893	7697570	0702.1—INPUT SHAFT, BEARINGS, AND RETAINERS BAFFLE, oil.....	1	ea
07-5	H12		H012-1330040		700763	BEARING, ball, MIL-STD-CODE-112-04002-0500 (rad, SR, lt, loading groove, snap ring, 1.5748 bore, 3.1496 OD, 0.7087 width)	1	ea
07-3		2520 769-7564	G740-7697564	WG-T90A6 WO-640422	7697564	COVER, main drive gear bearing.....	1	ea
07-3	H1	042-6892	H101-0426892		426892	SCREW, cap, socket-hd, alloy-S, cd- or zn-pltd, 5/8- 18NC-3 x 1	3	ea
07-3			G503-0194032	WG-X1552 WO-51875	8329873	GASKET, 5/8 ID, 1/2 OD, 3/8 thk (bearing retainer bolt).....	3	ea
07-5			G740-7697567	WG-T90A6-1/2 WO-640782	7697567	RING, RETAINING, snap, bearing, 0.0625 thk.....	1	ea
07-5			G740-7697568	WG-4559A WO-640783	7697568	RING, RETAINING, snap, bearing, 0.086-0.088 thk.....	1	ea
07-5			G176-5276883	WG-4559B WO-640784	5276883	RING, RETAINING, snap, bearing, 0.089-0.091 thk.....	1	ea

07-3			G740-7697569	WG-4559C WO-640785	7697569	RING, RETAINING, snap, bearing, 0.092-0.094 thk.....	†	ea
	5340-769-7571	G740-7697571	WG-4559D WO-640894	7697571	RING, RETAINING, snap, bearing, 0.096-0.098 thk.....	†	ea	
07-3	5330-769-7572	G740-7697572	WG-4559E WO-808858 WG-T90A54A	7697572	RING, RETAINING, snap, bearing, 0.100-0.102 thk.....	†	ea	
07-5	2520-769-7566	G740-7697566	WG-645980 WG-T90A16 WO-640428 WG-AT90A16 WO-640427	7697566 8673949	SEAL, oil, main drive gear bearing retainer..... SHAFT, input, w/integral GEAR..... SHAFT, input, w/integral GEAR and BEARINGS, assy.	1 1 1	ea ea ea	
07-3	2520-737-4991	G740-7374991	WG-T90A7B WO-644552	7374991	0702.3 - MAIN SHAFT, GEARS, BEARINGS, AND SYNCHRONIZER	1	ea	
07-3	H12	H012-1304035		700386	ADAPTER, main shaft bearing.....	1	ea	
07-4	3120-737-4993	G740-7374993	WG-T88-19E WO-640400 WO-640399	7374993 7994786 7374994	BEARING, ball, MIL-STD-CODE 111-03503-0000 (rad, SR, med, non-loading groove, 1.3780 bore, 3.1496 OD, 0.8268 width) (main shaft rear) BEARING, bushing type, bz, 1.493 ID, 1.4990 OD, 1.422 width (main shaft second speed gear) GEAR, second speed (22T, 2.970 OD)..... GEAR, second speed, w/BEARING, assy.....	1 1 1	ea ea ea	
07-4	2520-737-4995	G740-7374995	WG-640398 WG-T90A12 WO-640401	7374995	GEAR, SPUR, S, 1.645 ID, 10 splines, 29T, 3.825 OD, sliding, low and reverse	1	ea	
07-4	2530-833-1733	G179-8331733	WG-T90AZ½	8331733	HUB, second and high speed synchronizer.....	1	ea	
07-4		G502-7350113	WG-T88-13H CC-856470	7350113	PLATE, shifting, second and high speed synchronizer.....	3	ea	
07-4		G740-8376244	WG-T88-14F WO-640397	8376244	RING, blocking, second and high speed synchronizer.....	2	ea	
07-4		G740-7374996	WG-4653 WO-640431	7374996	RING, snap, second and high speed synchronizer hub (1¼ ID)	1	ea	
07-3		H012-0712420		712420	ROLLER, needle bearing, MIL-STD-CODE 999-59168-0000 (spherical ends, 0.2188 dia, 0.7500 lg) (main shaft pilot bearing) (in main drive gear) SHAFT, main.....	14	ea	
07-4	2520-737-4998	G740-7374998	WG-T90A2 WO-640390 WG-AT90A2	7374998	SHAFT, main, w/GEARS and blocking RING, assy.....	1	ea	
07-4	2520-837-6245	G505-8376245	WG-640389 WG-T88-15C CC-856464 WO-640396	8376245	SLEEVE, second and high speed synchronizer.....	1	ea	
07-3	2520-737-4992	G740-7374992	WG-T90A137A WO-643621	7374992	SPACER, main shaft bearing.....	1	ea	

(1) ILLUSTRATION NO.	(2) REFERENCE SYMBOLS	(3) FEDERAL STOCK NO.	(4) ORDNANCE STOCK NO.	(5) MFR'S PART NO.	(6) ORDNANCE PART NO.	(7) DESCRIPTION	(8) QUANTITY INCORPORATED IN UNIT	(9) UNIT OF ISSUE
07-4			G505-8876246	WG-4682J CC-856471 WO-640394 WG-AT90A2-1/2 WO-640392 WG-IAT90A2-1/2 WO-640391	8376246	GROUP 07 - TRANSMISSION - Continued 0702.3 - MAIN SHAFT, GEARS, BEARINGS, AND SYNCHRONIZER - Continued SPRING, synchronizer.....	2	ea
07-3		2520-833-1732	G179-8331732	WG-AT90A2-1/2	8331732	SYNCHRONIZER ASSEMBLY, second and high speed, w/o blocking RING	1	ea
07-3		2520-737-4999	G740-7374999	WG-IAT90A2-1/2 WO-640391	7374999	SYNCHRONIZER, second and high speed, w/blocking RING, assy	1	ea
07-3	H1	3120-769-7419	G740-7697419	WG-T86-85 WO-640419 WG-AT90A140 WO-640413	7697419	0702.5 - COUNTERSHAFT, IDLER SHAFT, GEARS, AND SPACER BEARING, bushing type, bz, 0.743 ID, 0.887 OD, 1 1/4 width (idler gear)	1	ea
07-3		2520-769-7420	G740-7697420	WG-AT90A140 WO-640413	7697420	COLLECTOR, oil, countershaft gear.....	1	ea
07-3	H1	057-1283	H101-0571283		571283	BOLT, cap, socket-hd, alloy-S, phos-ctd, 5/16-24NF-3 x 3/4	2	ea
07-3		2520-769-7421	G740-7697421	WG-T90A43 WO-640412	7697421	COUNTERSHAFT.....	1	ea
07-3			G503-0194032	WG-X1552	8329873	GASKET, 5/8 ID, 1/2 OD, 3/8 thk (oil collector).....	2	ea
07-3		2520-769-7422	G740-7697422	WG-51875 WG-T90A8 WO-640405	7697422	GEAR, cluster countershaft, 1.0625 ID, 4.0673 OD, 14T, 19T, 26T, 33T	1	ea
07-3		2520-833-1730	G179-8331730	WG-T90A10	8331730	GEAR, reverse idler (S, 0.887 ID, 2.220 OD, 16T, 1 1/4 over-all lg)	1	ea
07-3		2520-769-7423	G740-7697423	WG-AT90A10 WO-640417	7697423	GEAR, reverse idler, w/BEARING, assy.....	1	ea
07-3		2520-769-7424	G740-7697424	WG-T90A48A WO-644316	7697424	PLATE, lock, idler shaft and countershaft.....	1	ea
07-3	H12		H012-0712886		712886	ROLLER, needle, bearing, MIL-STD-CODE 999-59004-0000 (spherical ends, 0.1250 dia, 0.750 lg) (countershaft gear bearing)	88	ea
07-3		2520-769-7425	G740-7697425	WG-T90A35 WO-640420	7697425	SHAFT, reverse idler gear.....	1	ea
07-3		2520-737-2667	G740-7372667	WG-T90A28A WO-802414	7372667	SPACER, countershaft bearing.....	1	ea

07-3	5310-769-7428	G740-7697428	WG-T90A30 WO-640409	7697428	WASHER, bz, 5/8 ID, 2 1/2 OD, 0.0625 thk (thrust countershaft, front)	1	ea
07-3	5310-769-7427	G740-7697427	WG-T86D29 WO-640778	7697427	WASHER, S, 0.765 ID, 0.962 OD, 0.050 thk (countershaft bearing)	6	ea
07-3	3120-769-7546	G740-7697546	WG-T90A33A WO-640779	7697546	WASHER, thrust, countershaft, rear, S, 0.0555 thk	1	ea
07-3	3120-769-7547	G740-7697547	WG-T90A33 WO-640411	7697547	WASHER, thrust, countershaft, rear, S, 0.0625 thk	1	ea
07-3	3120-769-7429	G740-7697429	WG-T90A32 WO-640410	7697429	WASHER, thrust, S, backed bronze, 0.0265 thk, countershaft, rear	1	ea
0704 - GEAR SHIFT, LEVER, SHAFTS, AND FORKS							
07-2	H2	H002-0100140	WG-T90C148B WO-801730	104920	BALL, alloy-S, grade 2, 3/8 in. (poppet, gear shifter shaft)	2	ea
07-2		G740-7032624	WG-802579	7032624	BALL, fulcrum, gear shift lever	1	ea
07-2		G740-7065900	WG-T90C148B WO-801730	7065900	BOOT, gear shift lever (listed in subgroup 1805)	1	ea
07-3	H1	G758-8329994	WG-20366S WO-638868	8329994	COVER, gear shift lever	1	ea
07-3		H001-5419161		120229	SCREW, hex-hd, 5/16-18NC x 7/8 (superseded by SCREW 120229)	6	ea
07-3		G740-7032623	WO-802612	7032623	SCREW, cap, hex-hd, S, cd- or zn-pltd, 5/16-18NC-3 x 7/8 (supersedes SCREW 8329994)	6	ea
07-2		G740-7374980	WG-T90C24 WO-642767	7374980	COVER, transmission control lever, assy.	1	ea
07-2		G740-7374979	WG-T90-23 WO-642766	7374979	FORK, shifter, low and reverse speed	1	ea
07-2		G740-7374978	WG-4583 WO-642768	7374978	FORK, shifter, second and high speed	1	ea
07-3		G508-0194082	WG-X1552	8329873	PIN, S, 0.188 dia, 0.9375 lg under-hd, 0.250 hd dia	2	ea
07-3		G740-7374977	WG-T90C115 WO-642770	7374977	GASKET, 5/8 ID, 1/2 OD, 3/8 thk (control housing bolt)	6	ea
07-2		G740-7374976	WG-4648	7374976	GASKET, gear shift lever housing	1	ea
07-2		G740-7374975	WO-801733	7374975	GASKET, gear shift lever housing cap	1	ea
07-2		G740-7374974	WG-644233 WG-AC90C2C WO-801731	7374974	KNOB, gear shift lever	1	ea
07-2		G503-7372456	WG-C84B12A WO-A1382	7372456	LEVER, gear shift, w/BALL and PIN, assy	1	ea
07-2	H6	H006-0282435		501592	PIN, STRAIGHT, HEADLESS, gear shift lever fulcrum ball	1	ea
07-2	H6	H006-0283755		113185	PLUG, expansion, S, 1/16 in. dia (shift rail hole)	2	ea
07-2		G740-7374973	WG-4572D WO-642759	7374973	PLUG, pipe, sq-socket, hdls, MI, 3/8 in. (shift rail hole)	2	ea
07-2		G740-7374972	WG-T90-86 WO-642758	7374972	PLUG, taper, 3/8 in (interlock plunger hole)	1	ea
07-2		G740-7374972		7374972	PLUNGER, interlock, gear shift rail	1	ea

0704

(1) ILLUSTRATION NO.	(2) REFER- ENCE SYMBOLS	(3) FEDERAL STOCK NO.	(4) ORDNANCE STOCK NO.	(5) MFR'S PART NO.	(6) ORDNANCE PART NO.	(7) DESCRIPTION	(8) QUANTITY INCOR- PORATED IN UNIT	(9) UNIT OF ISSUE
07-2		2520-360-7265	G503-7372447	WG-4496K WO-A1379	7372447	GROUP 07 - TRANSMISSION - Continued	1	ea
07-2		2520-737-4971	G740-7374971	WG-T90C21 WO-642765	7374971	0704 - GEAR SHIFT, LEVER, SHAFTS, AND FORKS - Continued	1	ea
07-2		2520-737-4970	G740-7374970	WG-T90-20 WO-642764	7374970	RETAINER, gear shift lever housing.....	1	ea
07-2			G741-7351052	WG-T8B42 WO-642769	7351052	SHAFT, shifter, low and reverse speed gear.....	2	ea
07-2		5340-499-8906	G740-7374969	WG-4498B WO-801732	7374969	SHAFT, shifter, second and high speed gears.....	1	ea
07-2		5310-360-7309	G503-7372448	WG-4497 WO-635863	7372448	SPRING, compression, S, 0.054 dia stock, 1 1/2 OD, 7 coils, 1 5/8 free lg	1	ea
						SPRING, support, gear shift lever.....	1	ea
						WASHER, SPRING, TENSION, gear shift lever spring seat	1	ea

194



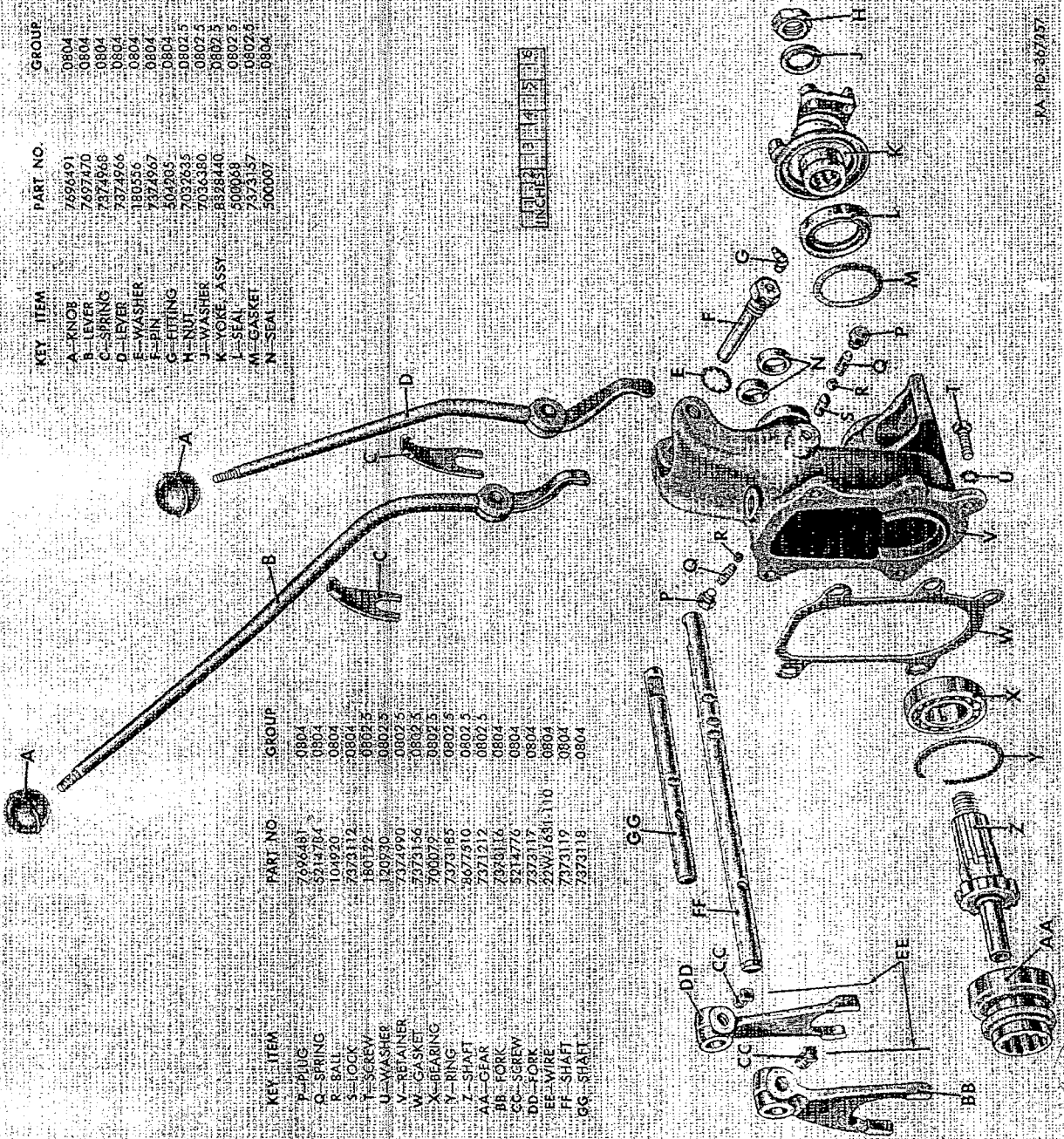


Figure 08-1. Transfer, assy (8929998)



KEY ITEM	PART NO.	GROUP	KEY ITEM	PART NO.	GROUP	KEY ITEM	PART NO.	GROUP
A-NUT	7032635	0802.7	V-GASKET	7373162	0801	QQ-RING	7373153	0802.5
B-WASHER	7032630	0802.7	W-GASKET	7373151	0801	RR-WASHER	7373154	0802.7
C-FLANGE	4971099	0802.7	X-PLUG	7372879	0801	SS-GEAR	7697463	0802.9
D-SHIELD	8296848	0801.7	Y-RING	7375034	0802.1	TT-GEAR	7373118	0802.7
E-DRUM	177931	1201	Z-GEAR	7375132	0802.1	UU-BEARING	5811362.6	1802.7
F-PIN	7324018	1201	AA-WASHER	7373131	0802.1	VV-SHAFT	7373166	0802.7
G-BOLT	7324018	1201	AB-NUT	7743652	0802.1	WW-GEAR	7373160	0802.5
H-SRGE	50330091	1201	BB-NUT	100123	0801	XX-SHIM	7373160	0802.5
I-LEVER	8329683	1201	CC-RIN	317433	0801	YY-NUT	7373160	1201
J-SEAL	100193	1201	DD-BOX	7375032	0801	ZZ-WASHER	8329683	1201
K-LEVER	120970	0802.7	EE-COVER	180118	0802.3	AA-RIN	7373157	0802.7
L-SEAL	50330091	1201	FF-SCREW	120382	0802.3	AC-GASKET	TD-117723	1201
M-SCREW	8329683	0802.7	GG-WASHER	7372113	0802.3	AD-SHOE	SP-30150	1201
N-WASHER	8116216	0802.7	HH-PLATE	7373113	0802.3	AE-LINING	SP-30150	1201
O-BEARING	8329683	0802.7	II-COUNTERSHAFT	7373113	0802.3	AF-STOP	MS-2347	1201
P-CAP	100193	0801.7	JK-WASHER	7373113	0802.3	AG-RIVET	MS-2347	1201
Q-GEAR	120970	0802.7	KL-BEARING	7373113	0802.3	AH-NUT	120369	0802.7
R-SLEEVE	8116216	0801.7	MM-GEAR	708821	0802.7			
S-SCREW	8329683	0801.7	NN-CUP	708821	0802.7			
T-COVER	150120	0801	PP-CONE	708399	0802.7			
U-GEAR	7369850	1201						

Figure 08-2. Transfer and related parts—exploded view



KEY ITEM	PART NO.	GROUP
A-KNOB	7696491	0804
B-LEVER	7697470	0804
C-SPRING	7874968	0804
D-LEVER	7874966	0804
E-WASHER	180336	0804
F-PIN	7374967	0804
G-FITTING	504205	0804
H-NUT	7032635	0802.5
J-WASHER	7032630	0802.5
K-YOKE ASSY	8328440	0802.5
L-SEAL	5000381	0802.5
M-CASKET	7373157	0802.5
N-SEAL	5000007	0804

KEY ITEM	PART NO.	GROUP
P-PLUG	7876487	0804
Q-SPRING	5214784	0804
R-BALL	104920	0804
S-LOCK	7373112	0804
T-SCREW	180122	0802.5
U-WASHER	120930	0802.5
V-RETAINER	7374990	0802.5
W-CASKET	7373158	0802.5
X-BEARING	7090079	0802.5
Y-RING	7373185	0802.5
Z-SHAFT	5677310	0802.5
AA-GEAR	7373122	0802.5
BB-FORK	7373116	0804
CC-SCREW	5214776	0804
DD-FORK	7373117	0804
EE-WIRE	22W31631.110	0804
FF-SHAFT	7373119	0804
GG-SHAFT	7373118	0804

INCHES 0 1 1.5

PA. PD. 367957


Figure 08-3. Transfer front bearing retainer and shifter shafts—exploded view

(1)	(2)	(3)	(4)	(5)	(6)	(7)	(8)	(9)
ILLUSTRATION NO.	REFERENCE SYMBOLS	FEDERAL STOCK NO.	ORDNANCE STOCK NO.	MFR'S PART NO.	ORDNANCE PART NO.	DESCRIPTION	QUANTITY INCORPORATED IN UNIT	UNIT OF ISSUE
						GROUP 08—TRANSFER		
						0800—TRANSFER ASSEMBLY		
						BOLT, hex-hd, S, 1/2-20NC x 3 (case support)	1	ea
	H1	5305-737-1759	G503-7371759	WO-A147	7371759	NUT, pl, hex, lt, s-fin, S, cd- or zn-pltd, 1/2-20NF-2	1	ea
	H1	012-0371	H001-4167681		120371	WASHER, med, S, cd- or zn-pltd, 1/2 in.	1	ea
	H1	5310-012-0384	H001-7025801		120384	WASHER, flat, S, cd- or zn-pltd, 1 1/2 ID, 1 1/8 OD, 0.095 thk	1	ea
	H1	5310-012-0396	H001-7043801		120396	CUP, retaining, case support insulator	1	ea
		2520-495-9515	G503-7371037	WO-A6740	7371037	GASKET, transfer to transmission	1	ea
07-3		2520-737-2878	G740-7372878	WO-644122	7372878	INSULATOR, case support	1	ea
		2520-737-5081	G740-7375081	WO-801043	7375081	SNUBBER, case support insulator	1	ea
		2520-737-5082	G740-7375082	WO-801042	7375082	TRANSFER ASSY, w/BRAKE	1	ea
08-1		012-0233	H001-5420561	WO-806044	8329993	BOLT, cap, hex-hd, S, cd- or zn-pltd, 3/8-16NC-3 x 1 1/2	1	ea
	H1	5305-012-2138	H001-5420581		120233	SCREW, cap, hex-hd, S, cd- or zn-pltd, 3/8-16NC-3	4	ea
	H1	5310-012-0930	H001-7017685		120930	WASHER, lock, ext-teeth, S, phos-ctd, 3/8 in.	5	ea
	H1	5310-010-3345	H001-1530013		103345	WASHER, FLAT, S, 2 1/2 ID, 1 1/2 OD, 1/8 thk (case mtg support)	1	ea
		2520-737-5051	G740-7375051	SP-18-15-18 WG-J2A1	7375051	CASE, transfer	1	ea
08-2		2520-737-5052	G740-7375052	WO-644319		COVER, bottom	1	ea
		021-7233	H101-0217233	SP-18-267-5 WG-J2A48A	7375052	BOLT, LOCK WASHER, hex-hd, S, 3/16-18NC-2 x 3/4	10	ea
08-2	H1	2520-736-9850	G740-7369850	WO-801328	217233	COVER, rear	1	ea
		5310-012-0930	H001-7017685	SP-18-155-2 WG-J2-57	7369850	SCREW, cap, hex-hd, S, 85,000 psi-yield strength, cd- or zn-pltd, 3/8-16NC-3 x 3/4	5	ea
08-2	H1	2520-737-5053	G740-7375053	WO-A954	120930	WASHER, lock, ext-teeth, S, phos-ctd, 3/8 in.	5	ea
		2520-737-3162	G503-7373162	SP-18-324-2 WO-A1509	7375053	GASKET, bottom cover	1	ea
08-2;					7373162	GASKET, rear cover	1	ea
20-4, 5								

08-2	2520-737-1210	G503-7371210	SP-5951X WG-AJ2-87 WO-A934 SP-18-39-3 WO-801660	7371210	7371210	PLUG, air vent (transfer case) (used on vehicles after serial No. 23359)	1	ea
08-2	4730-737-2879	G740-7372879	SP-18-8-19 WG-J2A11 WO-A10469 WG-T9-50P WO-A520	7372879	7375132	PLUG, PIPE, sq, ck-hd, ML, 1/2 (drain and filler)	2	ea
08-2	2520-737-5132	G740-7375132	SP-18-8-19 WG-J2A11 WO-A10469 WG-T9-50P WO-A520	7375132	7375132	0802.1 - INPUT GEAR GEAR, SPUR, input (26T) (on transmission mainshaft)	1	ea
07-3; 08-2	5310-360-6911	G503-7743652	SP-18-8-19 WG-J2A11 WO-A10469 WG-T9-50P WO-A520	7743652	7743652	NUT, hex, S, 3/8-16NC-2	1	ea
07-3; 08-2	012-0123	H001-4417741	SP-18-8-19 WG-J2A11 WO-A10469 WG-T9-50P WO-A520	120123	120123	PIN, cotter, split, S, cd- or zn-pltd, 1/8 x 1 1/4	1	ea
07-3; 08-2	5310-360-8171	G740-7375131	WG-T84J50-1/2A WO-A1410	7375131	7375131	WASHER, flat, 2 3/8 ID, 1 1/8 OD, 1/2 thk	1	ea
08-2	H12	H012-0708284		708284	708284	0802.3 - COUNTERSHAFT BEARING, roller, journal, MIL-STD-CODE 341-01854-0000 (solid rollers, no races, type 2, 1.1250 shaft dia, 1.6250 housing bore, 1.3750 operating space) (counter-shaft)	2	ea
08-2	2520-737-5133	G740-7375133	SP-18-187-4 WG-J2A35 WO-642188	7375133	7375133	COUNTERSHAFT	1	ea
08-2	2520-737-5134	G740-7375134	SP-18-5-7 WG-J2A10A WO-642189	7375134	7375134	GEAR (34T-21T)	1	ea
08-2	2520-495-7178	G503-7371213	SP-31-246-2 WG-J2-36 WO-A1001	7371213	7371213	PLATE, locking	1	ea
08-2	018-0118	H001-5454481	SP-31-246-2 WG-J2-36 WO-A1001	180118	180118	SCREW, cap, hex-hd, S, 85,000 psi yield strength, cd- or zn-pltd, 3/8-16NC-3 x 5/8	1	ea
08-2	5310-012-0382	H001-7025741	SP-31-246-2 WG-J2-36 WO-A1001	120382	120382	WASHER, lock, med, S, cd- or zn-pltd, 3/8 in (intermediate shaft locking plate screw)	1	ea
08-2	3120-737-5135	G740-7375135	SP-884W WG-J2B30 WO-642191	7375135	7375135	WASHER, thrust, gear	2	ea
08-3	100-0082	H012-1303030		700079	700079	0802.5 - FRONT AXLE OUTPUT SHAFT BEARING, ball, MIL-STD-CODE 111-03002-0000 (rad, SR, lt, non-loading groove, 1.811 bore, 2.4409 OD, 0.6299 width (clutch gear shaft))	1	ea
08-3	2520-737-3156	G503-7373156	SP-18-233-2 WG-J2-60 WO-A957	7373156	7373156	GASKET, front bearing cap	1	ea

(1) ILLUSTRATION NO.	(2) REFERENCE SYMBOLS	(3) FEDERAL STOCK NO.	(4) ORDNANCE STOCK NO.	(5) MFR'S PART NO.	(6) ORDNANCE PART NO.	(7) DESCRIPTION	(8) QUANTITY INCORPORATED IN UNIT	(9) UNIT OF ISSUE
GROUP 08 - TRANSFER - Continued								
08-3		2520-737-3157	G503-7373157	SP-18-223-3 WG-J283 WO-A1134	7373157	0802.5 - FRONT AXLE OUTPUT SHAFT - Continued GASKET, front bearing cap oil seal.....	1	ea
08-3		2520-495-7097	G503-7371212	SP-18-466-1 WG-J2-15 WO-A992	7371212	GEAR, clutch (10 int-teeth, 1.088 bore, 1.755 face, 2.311 OD)	1	ea
08-3		2520-737-4990	G740-7374990	SP-18-19-32 WO-801183	7374990	RETAINER, front bearing.....	1	ea
08-3	H1	018-0122	H001-5454561		180122	SCREW, cap, hex-hd, S, 85,000 psi yield strength, cd- or zn-pltd, 3/8-16NC-8 x 1	5	ea
08-3	H1	5310-012-0980	H001-7017685		120980	WASHER, lock, ext-teeth, S, phos-ctd, 3/8 in.	5	ea
08-3		5340-737-3185	G503-7373185	SP-22-381-19 WO-A976	7373185	RING, snap, clutch gear shaft bearing (optional w/RING, WO-R6A7 1/2)	1	ea
08-2		5340-737-3165	G503-7373165	WG-R6A7 1/2 WO-639429 SP-18-381-2 WG-J2-32 WO-A991	7373165	RING, snap, clutch gear shaft bearing (optional w/RING 7373185)	1	ea
08-3			G758-8331793	SP-330152 WO-811687	8331793	SEAL, felt (front yoke).....	1	ea
08-3	H13		H013-0500068	SP-18-362-7 WG-J2A3 WO-806037	500068	SEAL, oil, type ML, 1 1/8 x 2.506 x 1/2 (front)	1	ea
08-3				SP-5962X WG-AJ2-16 WO-A1111	8677510	SHAFT, output.....	1	ea
			G758-8329674	SP-310134X WO-807892	8329674	SHAFT, output, w/NUT, and WASHER, assy.....	1	ea
		2520-769-6494	G503-7696494	SP-5962X WG-AJ2-16 WO-A1111	7696494	SHIELD, dust, w/SLINGER, assy (front yoke).....	1	ea
		2530-769-6479	G503-7696479	SP-715W WO-A979	7696479	Composed of: 1 SHIELD		
		2520-495-9524	G503-7371371	SP-712W WG-J2-17 WO-A978	7371371	1 SLINGER		
					7696479	SHIELD, dust (companion flange, front).....	1	ea
					7371371	SLINGER, dust, companion flange and front yoke.....	1	ea

08-3				G758-8328440	SP-2-4-88X WG-A4714 WO-A1106 WG-4714C SP-2-4-1421 WO-807695	8328440	YOKE, front propeller shaft to transfer, w/SHIELD, assy.	1	ea
08-3	H1			H101-7032635		7032635	YOKE, propeller shaft to transfer.	1	ea
08-3	H1			H001-7036380		7036380	NUT, hex, Huglock type, 3/4-16NF-2 (output shaft)	1	ea
				G740-7372868	SP-145W WG-J2-50 1/2 WO-A1028	7372868	WASHER, flat, 3/4 in. (output shaft) (supersedes WASHER 7372868)	1	ea
08-2				G503-7373115	SP-18-24-1 WO-A987	7373115	WASHER, sp, flat, 3/4 in. (superseded by WASHER 7036380)	1	ea
08-2; 12-3				G742-5167516	SP-475-2 WG-T54A172A WO-A985	5167516	0802.7-REAR AXLE OUTPUT SHAFT	1	ea
08-2; 12-3					SP-18-19-33 WG-J2A7B TD-8711H8FIN WO-806024 WG-AJ2A7B WO-806045		BEARING, bushing type, bz, 0.627 ID, 0.750 OD, 0.930 width (pilot, output clutch gear shaft)	1	ea
08-2; 12-3	H1			G753-8328478		8328478	BEARING, bushing type, S, 0.2550 ID, 0.3145 OD, 1/2 width (speedometer drive gear)	1	ea
08-2; 12-3	H1			H001-5454761		180132	CAP	1	ea
08-2; 12-3	H1			H001-7017685		120930	CAP, w/BEARING, assy.	1	ea
08-2	H12			H1012 6136260		705899	SCREW, cap, hex-hd, S, 85,000 psi yield strength, cd- or zn-pltd, 3/8-16NC-3 x 2 1/4	4	ea
08-2	H12			H012-6217320		706821	WASHER, lock, ext-teeth, S, phos-ctd, 3/8 in.	4	ea
08-2; 12-3				G503-7371099	SP-2-1-1191 WO-A996 WG-1A4713 SP-2-1-68X WO-116714	7371099	CONE, tapered roller bearing, MIL-STD-CODE 711-14131-3000 (includes roller and cage, SR, 1.3125 bore, 0.7710 width) (output shaft bearing)	2	ea
08-2; 12-3				G503-7371035		7371035	CUP, tapered roller bearing, MIL-STD-CODE 711-14276-1000 (SR, 2.7170 OD, 0.6250 width) (output shaft bearing)	2	ea
08-2; 12-3				H101-7032635		7371099	FLANGE, companion, rear	1	ea
08-2; 12-3	H1			G740-7372868		7371035	FLANGE, companion, rear, assy.	1	ea
08-2; 12-3				H001-7036380		7371099	Composed of:	1	ea
						7696479	1 FLANGE	1	ea
						7032635	1 SHIELD	1	ea
						7372868	NUT, hex, Huglock type, 3/4-16NF-2	1	ea
						7036380	WASHER, flat, 3/4 in. (superseded by WASHER 7036380)	1	ea
						7036380	WASHER, flat, 3/4 in. (supersedes WASHER 7372868)	1	ea



0802.7

(1) ILLUSTRATION NO.	(2) REFER- ENCE SYMBOLS	(3) FEDERAL STOCK NO.	(4) ORDNANCE STOCK NO.	(5) MFR'S PART NO.	(6) ORDNANCE PART NO.	(7) DESCRIPTION	(8) QUANTITY INCORPORATED IN UNIT	(9) UNIT OF ISSUE
GROUP 08—TRANSFER—Continued								
08-2; 12-3		2520-737-3157	G503-7373157	SP-18-223-3 WG-J233 WO-A1134	7373157	0802.7—REAR AXLE OUTPUT SHAFT—Continued GASKET, bearing cap oil seal, rear.	1	ea
08-2		2520-737-3166	G503-7373166	SP-18452-2 WG-J2-169 WO-A1511	7373166	GEAR, drive, speedometer (4T, 1.775 OD)	1	ea
08-2		2520-769-7467	G740-7697467	SP-18-8-18 WG-J2A8 WO-A15044	7697467	GEAR, HELICAL (26T, 3.961 OD)	1	ea
08-2		2520-769-7468	G740-7697468	SP-18-8-17 WG-J2A12 WO-A15045	7697468	GEAR, sliding (39T, 5.757 OD)	1	ea
	H1		H101-7082635 G758-8331793	SP-330152 WO-811687	7082635 8331793	NUT, hex, Huglock type, 3/4-16NF-2. SEAL, dust (companion flange, rear)	1 1	ea ea
08-2; 12-3 08-2	H13		H013-0500068	SP-18-362-6 WG-J2A4 WO-806038 WG-AJ2A4 SP-310057X WO-806036 WG-AJ2A4 WO-807767	500068	SEAL, oil, type ML, 1 9/16 x 2.506 x 1/2 (rear). SHAFT, output.	1 1	ea ea
				SP-18-228-7 WG-J2-59 WO-A982	8677509	SHAFT, output, w/BEARING, assy.	1	ea
08-2; 12-3		2530-769-6479	G758-8328479 G503-7696479	WG-807767 SP-715W WG-J2-16 WO-A979	8328479 7696479	SHAFT, output, w/NUT and WASHER, assy. SHIELD, dust (companion flange, rear)	1 1	ea ea
08-2		2520-737-3158	G503-7373158	SP-18-228-7 WG-J2-59 WO-A982	7373158	SHIM, rear bearing cap (0.003 thk)	†	ea
08-2			G503-7373159	SP-18-228-8 WG-J2-59A WO-A983	7373159	(0.010 thk)	†	ea
08-2		2520-737-3160	G503-7373160	SP-18-228-9 WG-J2-59B WO-A984	7373160	(0.031 thk)	†	ea

08-2	H1	5310-737-2868	G740-7372868	SP-145W WO-A1028	7372868	WASHER, FLAT, 3/4 in. (superseded by WASHER 7036380)	1	ea
		3120-737-1204	H001-7036380 G503-7371204	SP-710W WG-J2-80 WO-A990	7036380 7371204	WASHER, FLAT, 3/4 in. (supersedes WASHER 7372868) WASHER, thrust	1 1	ea ea
08-3	H2		H002-0100140	SP-18-66-7	104920	0804—SHIFTER SHAFTS, FORKS, AND GEAR SHIFT HAND LEVERS	2	ea
08-3	H16		H016-0504205	WG-J2-24 WO-A960	504205		BALL, alloy-S, grade 2, 3/8 in. (detent, shifter shaft) FITTING, lubr. hyd, 45 deg, 1/4-28NF, male (shifter lever pivot pin)	1
08-3		2520-495-7100	G503-7373117	SP-18-66-1 WG-J2-28 WO-A959	7373117	FORK, shifter, output clutch gear	1	ea
08-3		3120-495-7099	G503-7373116	SP-745D WO-A963	7373116	FORK, shifter, output shaft sliding gear	1	ea
08-3		5305-521-4776	G503-5214776		5214776	SCREW, set, S, 3/8-24NF x 0.72 (dld-hd)	2	ea
08-3	H9		H009-0102230	SP-39Q20 WG-J2-83 WO-A971	22-W-1631 -110	WIRE, S, carbon, low, annealed, soft, black, dia 0.0625 in. (pivot pin set screw)	1	lb
08-3		5980-741-1761	G503-7696491	SP-25Q1250 WG J2A80A WO-801330	7696491	KNOB, gear shift lever	2	ea
08-3		2520-769-7470	G740-7697470	WG-J2A81A WO-801331	7697470	LEVER, hand, gear shift, direct and underdrive	1	ea
08-3		2520-737-4966	G740-7374966	SP-18-12-1 WG-J286 WO-A965	7374966	LEVER, hand, gear shift, front wheel drive	1	ea
08-3		2520-495-7088	G503-7373112	WG-J2A85 WO-800818	7373112	LOCK, gear shifter shaft	1	ea
08-3		5315-737-4967	G740-7374967	SP-471SP	7374967	PIN, pivot, gear shift hand lever	1	ea
08-3	H1		H101-0180556	WG-J2A85	180556	WASHER, lock, int-teeth, hv, S, cd- or zn-pltd, 5/8 in.	1	ea
08-3		2520-769-6481	G503-7696481	SP-854D WG-J2-155 WO-A967	7696481	PLUG, hex-hd, 1/16-20NF-3 x 3/8 (shifter shaft poppet ball spring)	2	ea
08-3	H13		H013-0500007	SP-18-67-2 WG-J2-21 WO-A962	500007 7373118	SEAL, oil, type ML, 5/8 x 1.128 x 3/8 (gear shifter shaft)	2	ea
08-3		2520-495-7101	G503-7373118		7373118	SHAFT, shifter, clutch gear fork	1	ea

(1) ILLUSTRATION NO.	(2) REFER- ENCE SYMBOLS	(3) FEDERAL STOCK NO.	(4) ORDNANCE STOCK NO.	(5) MFR'S PART NO.	(6) ORDNANCE PART NO.	(7) DESCRIPTION	(8) QUANTITY INCOR- PORATED IN UNIT	(9) UNIT OF ISSUE
08-3		2520-737-3119	G503-7373119	SP-18-67-5 WG-J2-20 WO-A1504	7373119	GROUP 08—TRANSFER—Continued 0804— SHIFTER SHAFTS, FORKS, AND GEAR SHIFT HAND LEVERS—Continued SHAFT, shifter, sliding gear fork.....	1	ea
08-3		5340-737-4968	G740-7374968	SP-97Q14 WG-J2A82 WO-801332	7374968	SPRING, gear shift hand lever.....	2	ea
08-3		5340-521-4784	G503-5214784	SP-22-72-5 WG-J2-42 WO-A966	5214784	SPRING, shifter shaft poppet ball.....	2	ea

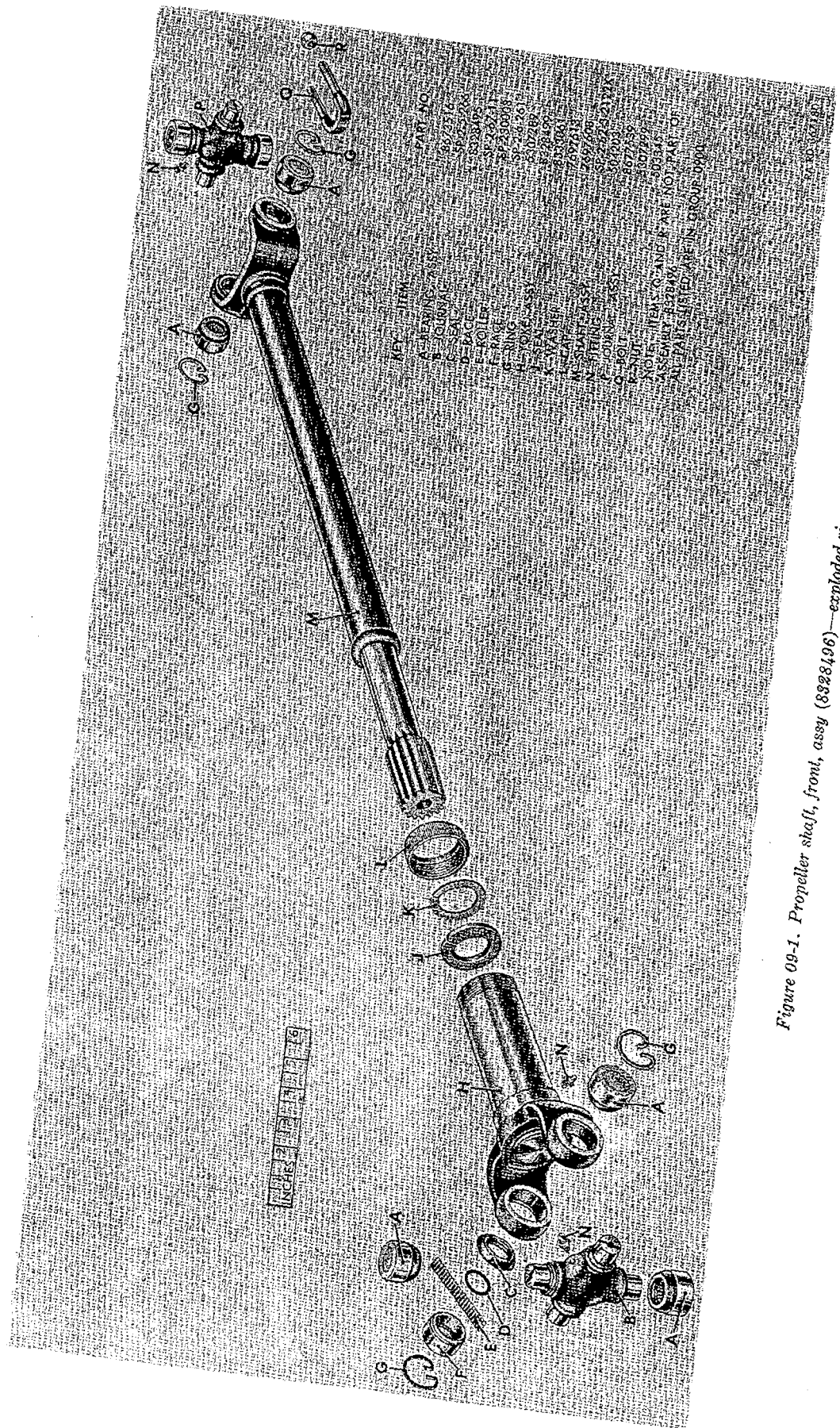


Figure 09-1. Propeller shaft, front, assy (8988406)—exploded view




Figure 09-2. Propeller shaft, rear (M170)

(1) ILLUSTRATION NO.	(2) REFERENCE SYMBOLS	(3) FEDERAL STOCK NO.	(4) ORDNANCE STOCK NO.	(5) MFR'S PART NO.	(6) ORDNANCE PART NO.	(7) DESCRIPTION	(8) QUANTITY INCORPORATED IN UNIT	(9) UNIT OF ISSUE
						GROUP 09--PROPELLER SHAFT AND UNIVERSAL JOINTS		
						0900--PROPELLER SHAFT AND UNIVERSAL JOINTS		
09-1		2520-769-7611	C740-7697611	SP-2-95-39 WO-802811	7697611	BAR, tie, universal joint.....	3	ea
09-1		5305-530-7299	G085-5307299	SP-2-6-118X WO-807779	8675516	BEARING, universal joint, assy.....	16	ea
09-1	H1	050-3345	H001-4040521	SP-2-94-29 WO-A490	5307299	BOLT, "U", S, 5/16-24NF-3 (universal joint bearing).....	6	ea
09-1		2520-769-7608	G740-7697608	SP-2-14-19	503345	NUT, self-locking, hex, S, cd- or zn-pltd, 5/16-24NF-3.....	12	ea
09-1		050-4203	H016-0504203	WO-113373 SP-2-5-328X WO-807780	7697608	CAP, dust, universal joint sleeve yoke.....	2	ea
09-1	H16				8673517	CROSS ASSEMBLY JOURNAL, universal joint, assy.....	4	ea
09-1					504203	FITTING, lubr, hyd type, style No. 1, S, cd- or zn-pltd, 3/4-28NF, male (ball check valve (2), universal joint journal (4)) (supersedes (4) PLUG SP-230007)	6	ea
09-1					8677539	JOURNAL ASSY, w/BEARING and tie BAR.....	3	ea
09-1						JOURNAL, universal joints.....	4	ea
09-1						PLUG, universal joint journal (superseded by FITTING 504203)	4	ea
09-1						RACE, needle bearing, inner, universal joint.....	16	ea
09-1						RACE, needle bearing, outer, universal joint.....	16	ea
09-1					5307289	RING, snap, universal joint journal bearing.....	16	ea
09-1						ROLLER, needle bearing, universal joint.....	368	ea
09-1					8828495	SEAL, dust, universal joint bearing.....	16	ea
09-1					8833061	SEAL, PLAIN, ru, split, 1 ID, 1 3/4 OD, 5/8 thk (packing, sliding yoke) (supersedes WASHER 7702465)	2	ea
09-1						SHAFT, propeller, front, assy.....	1	ea
09-1					8882496	SHAFT, propeller, front, w/universal JOINTS, assy.....	1	ea

(1) ILLUSTRATION NO.	(2) REFERENCE SYMBOLS	(3) FEDERAL STOCK NO.	(4) ORDNANCE STOCK NO.	(5) MFR'S PART NO.	(6) ORDNANCE PART NO.	(7) DESCRIPTION	(8) QUANTITY INCORPORATED IN UNIT	(9) UNIT OF ISSUE						
0900				<p>GROUP 09—PROPELLER SHAFT AND UNIVERSAL JOINTS—Continued</p> <p>0900—PROPELLER SHAFT AND UNIVERSAL JOINTS—Continued</p>										
					SP-2-60-20-1519					SHAFT, propeller, rear, assy (superseded by SHAFT SP-2-60-20-1519X)	1	ea		
					WO-119705									
					SP-2-60-20-1519X					SHAFT, propeller, rear, assy (supersedes SHAFT SP-2-60-20-1519)	1	ea		
					WO-118516									
					SP-200122-1				8382497	SHAFT, propeller, rear, w/universal JOINTS, assy	1	ea		
					WO-807690									
					SP-2-60-20-3505X					SHAFT, rear (M170)	1	ea		
					WO-120203									
					SP-200122-2				8382883	SHAFT, rear, assy (M170)	1	ea		
208														
										WO-810607				
										SP-2-16-53	7702465	WASHER, cork, split, universal joint sleeve yoke dust cap (1 ID, 1 3/4 OD, 5/8 thk) (superseded by SEAL 8333061)	2	ea
										WO-A943				
	SP-2-15-13													
	WO-113387	7697613	7697613	WASHER, split, S, universal joint sleeve yoke dust cap (1.035 ID, 1.505 OD, 0.036 thk)	2	ea								
	SP-2-2-459		8328498	YOKE, flange, rear propeller shaft to transfer	1	ea								
	WO-807784													
	SP-2-3-1111X		8328499	YOKE, sleeve, front propeller shaft, assy	1	ea								
	WO-119707													
	SP-2-3-1131X		8329700	YOKE, sleeve, rear propeller shaft, assy	2	ea								
	WO-119704													

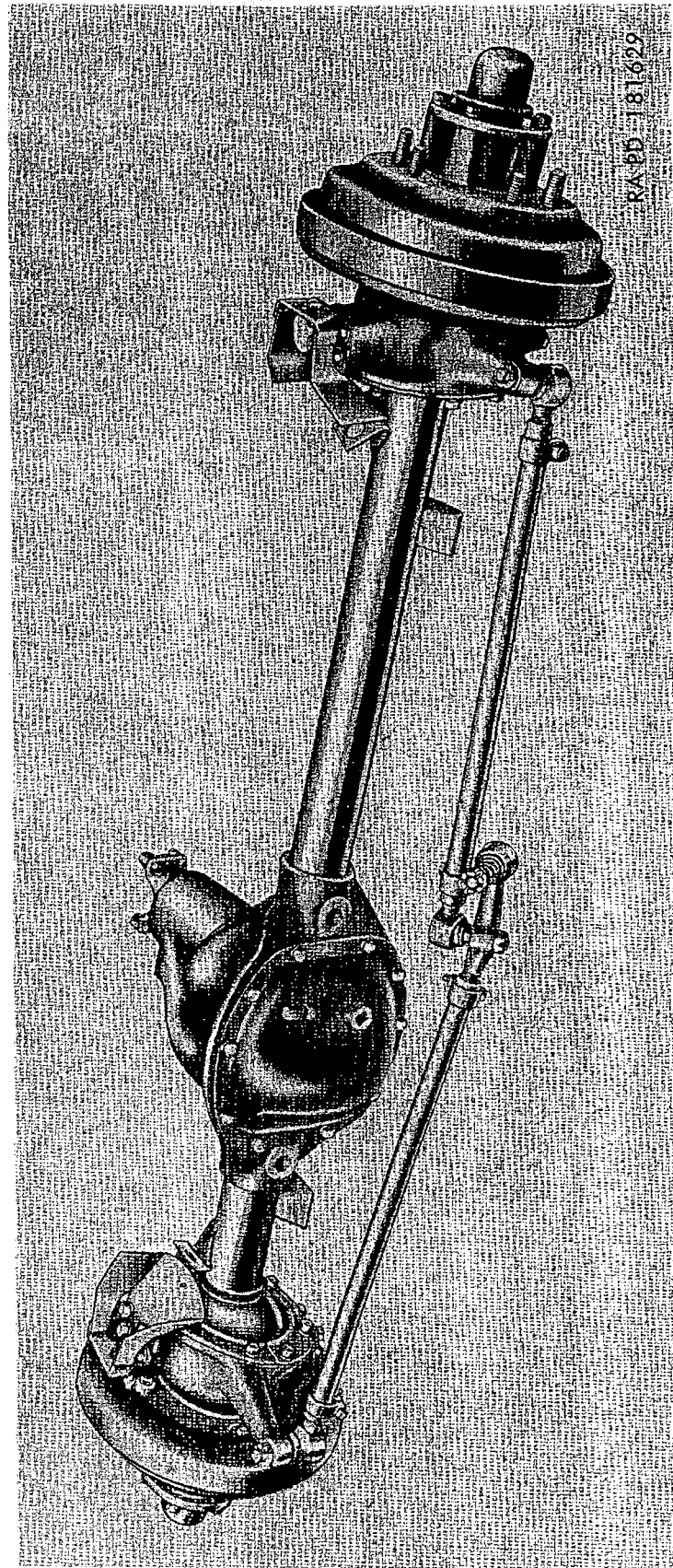




Figure 10-1. Front axle, assy (888992)



KEY	ITEM	PART NO	GROUP
	A-SCREW	120647	1002
	B-NUT	114194	1004
	C-CAP	7697466	1002
	D-SCREW	729890	1002
	E-HOUSING ASSY	7341602	1001
	F-VALVE ASSY	5106597	1003
	G-RUG	131186	1001
	H-BOLT	187993	1001
	I-COVER	6492810	1001
	J-SCREW	7321188	1001
	K-GASKET		

INCHES

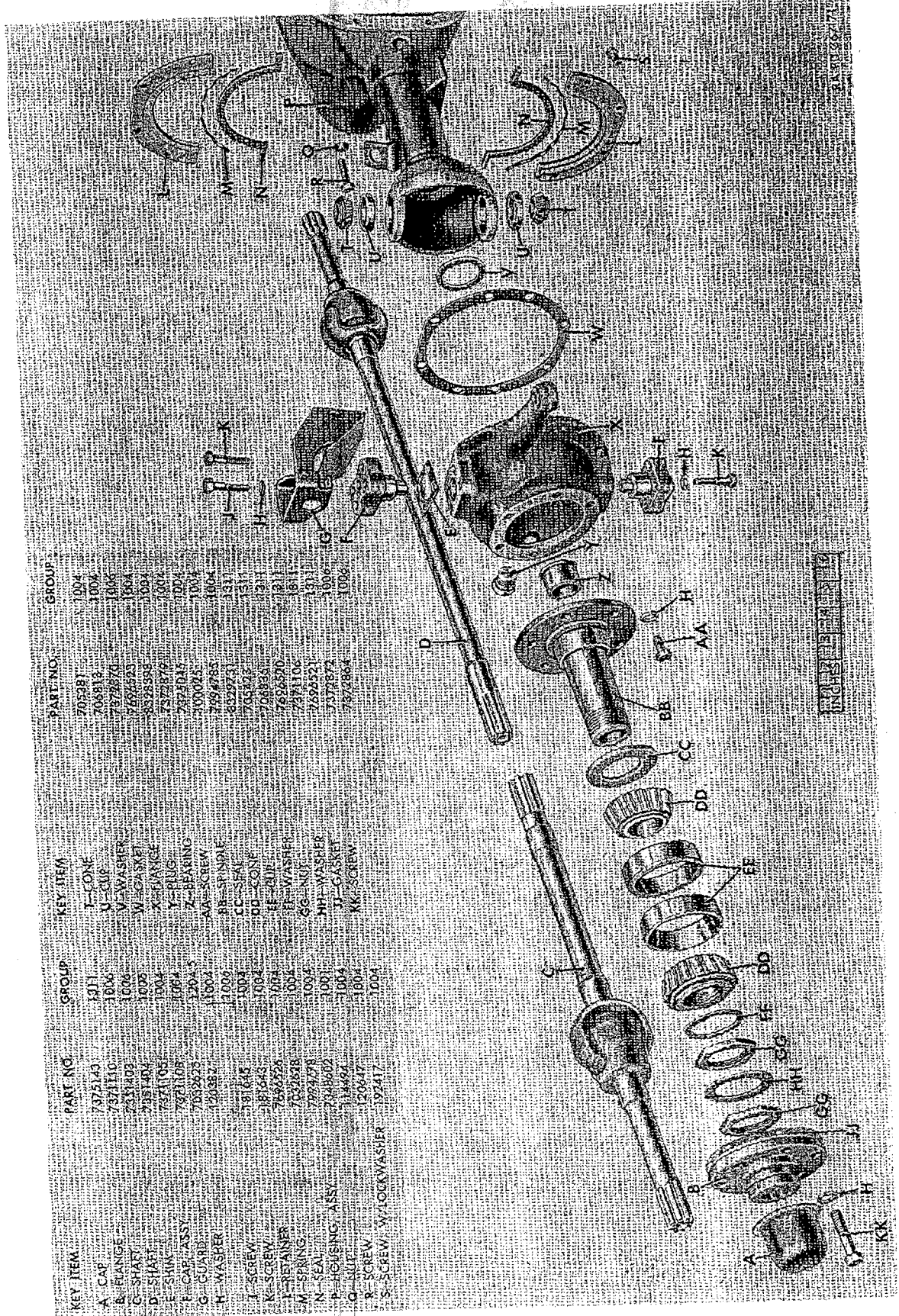
Figure 10-2. Front axle housing and related parts—exploded view



KEY ITEM	PART NO	GROUP	KEY ITEM	PART NO	GROUP
A-GUIDE	7372862	1005	R-YOKE ASSY	7373121	1002
B-SEAL	500030	1006	S-WASHER	651442	1002
C-CUP	706847	1002	T-NUT	7032635	1002
D-CONE	703438	1002	U-WASHER	7071102	1002
E-SHIM	7372843	1002	V-WASHER	7373146	1002
F-GEAR SET	857076	1002	W-GEAR SET	7372860	1002
G-CONE	8329852	1002	X-PIN	7372858	1002
H-CUP	706877	1002	Y-SHAFT	7372856	1002
J-SHIM	7372847	1002	Z-PLATE	7372857	1002
K-SHIM	7372850	1002	AA-SCREW	7372863	1002
L-CUP	707063	1002	BB-CASE	7372854	1002
M-CONE	703271	1002			
N-SLINGER	7626612	1002			
P-GASKET	7372865	1002			
Q-SEAL	900071	1002			

INDUSTRIAL

Figure 10-3. Front axle differential case and gears—exploded view



KEY ITEM	PART NO.	GROUP	KEY ITEM	PART NO.	GROUP
A - CAP	7375143	1311	T - CONE	705387	1004
B - FLANGE	7371110	1006	U - CLIP	706813	1006
C - SHAFT	7351103	1006	V - WASHER	7373770	1006
D - SHAFT	7351404	1006	W - GASKET	7696523	1004
E - SHIM	7371105	1004	X - DANGLE	8525898	1004
F - CAP, ASSY	7371108	1004	Y - PLUG	7373776	1004
G - GUARD	7052223	12043	Z - BEARING	7373703	1004
H - WASHER	120382	1004	AA - SCREW	1000085	1004
I - SCREW	591645	1006	AB - SPINDLE	7394785	1004
J - SCREW	181643	1004	AC - SPACER	832973	1311
K - SCREW	7666526	1004	AD - CONE	704403	1311
L - RETAINER	702468	1004	AE - OIL	706833	1311
M - SPRING	7394778	1004	AF - WASHER	7696570	1311
N - SEAL	7394778	1004	AG - NUT	7371106	1311
O - HOUSING, ASSY	7348602	1001	AH - WASHER	7696521	1311
P - NUT	14492	1004	AI - GASKET	7373772	1006
Q - SCREW	120647	1004	AJ - SCREW	7373804	1006
R - SCREW	120647	1004			
S - SCREW, W/LOCKWASHER	192417	1004			

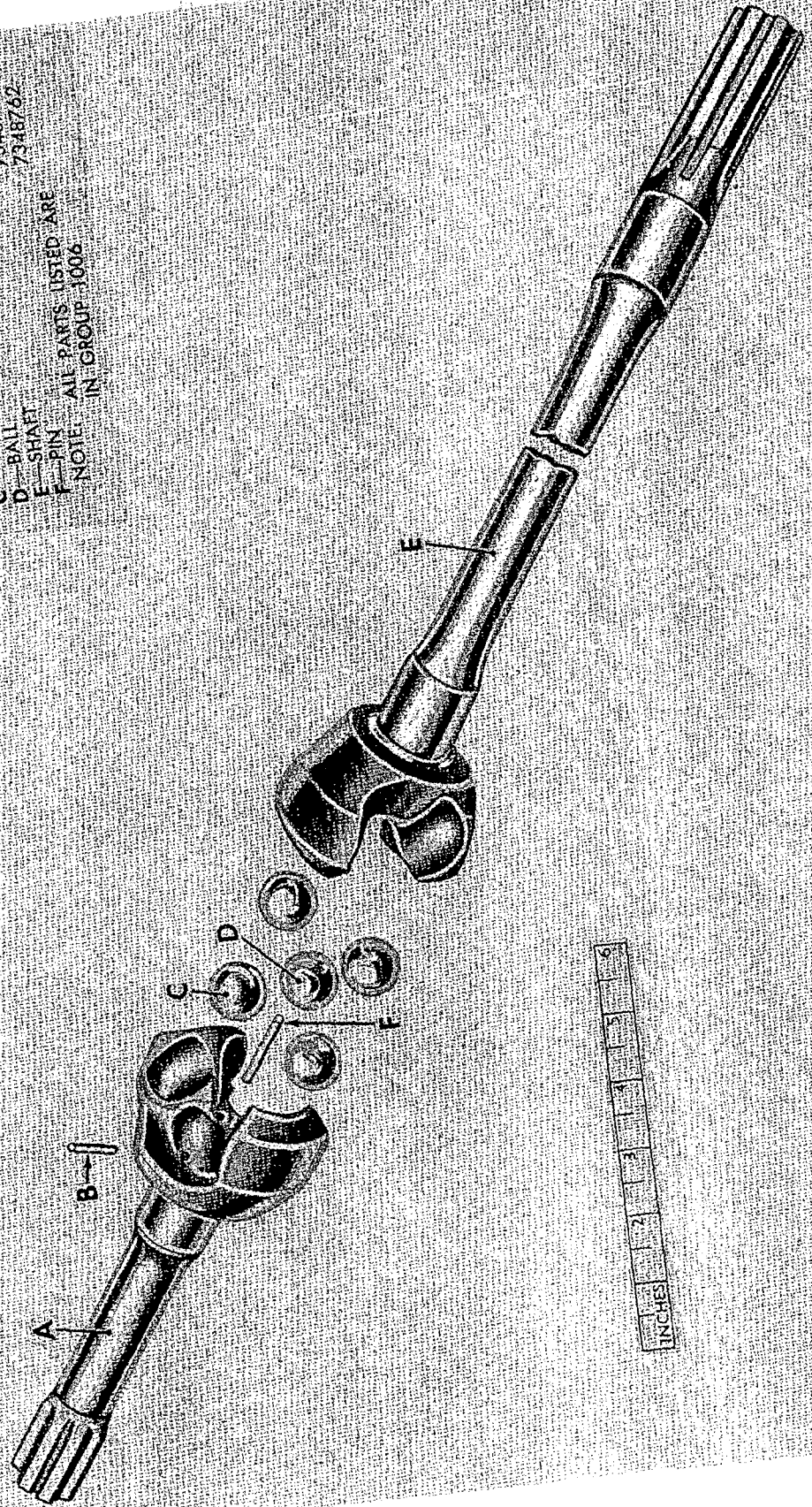
INCHES

Figure 10-4. Steering knuckle and universal joint—exploded view

PART NO.
 BX-60847
 7348763
 8679978
 7348759
 7348761
 7348762

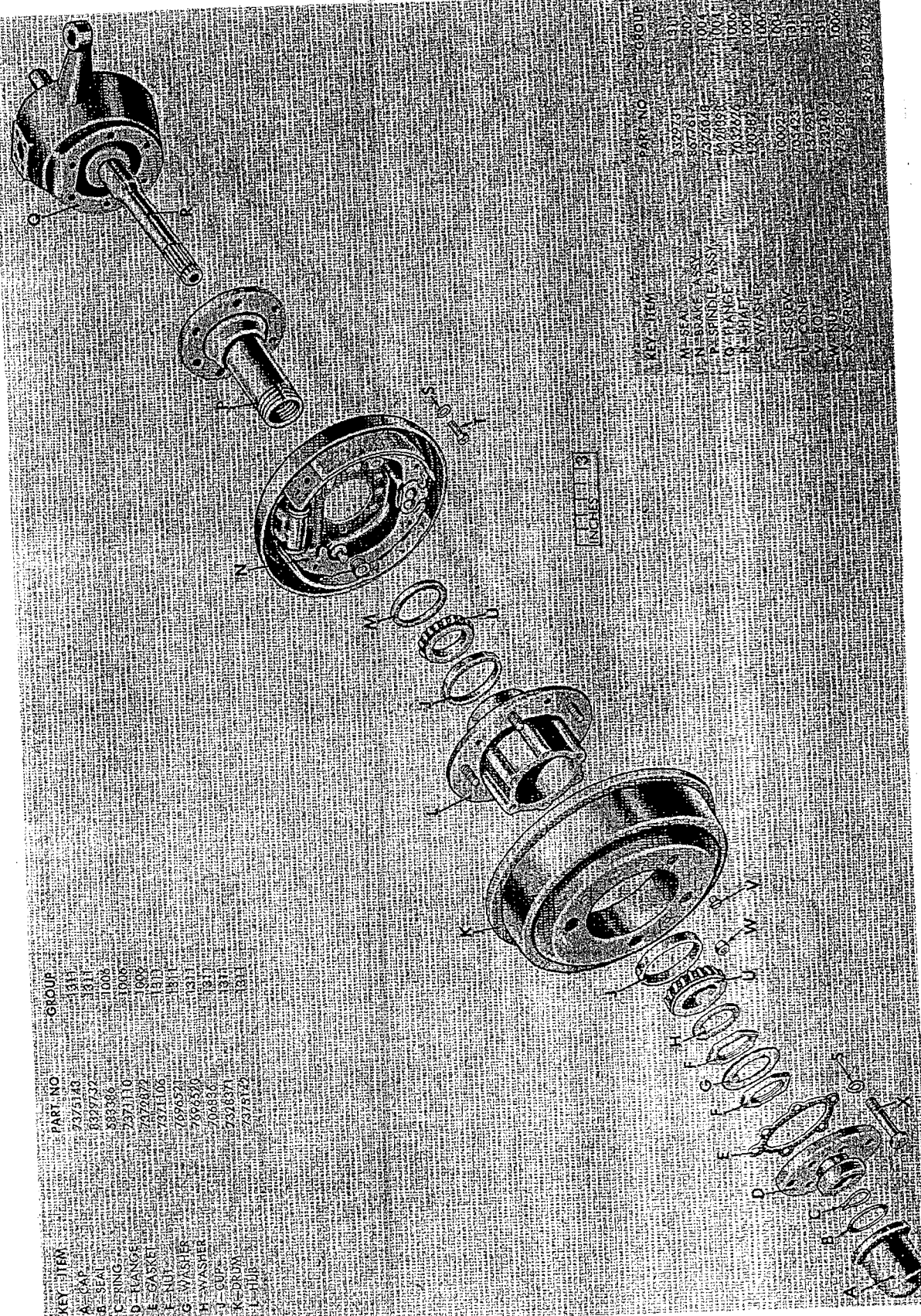
KEY ITEM
 A—SHAFT
 B—PIN
 C—BALL
 D—BALL
 E—SHAFT
 F—PIN

NOTE: ALL PARTS LISTED ARE
 IN GROUP 1006



RA PD 367174

Joint (Bendix) - exploded view




KEY ITEM	PART NO	GROUP
A - CAP	7375143	1311
B - SEAL	8329732	1311
C - RING	583396	1006
D - FLANGE	7371110	1006
E - GASKET	7372879	1311
F - NUT	7371105	1311
G - WASHER	769652	1311
H - WASHER	7596520	1311
I - CUP	706816	1311
K - DRUM	7326371	1311
L - TUB	7375172	1311

KEY ITEM	PART NO	GROUP
M - SEAL	8329731	1311
N - BRAKE ASSY	857261	1006
O - BRKINSTE ASSY	7523848	1006
P - FLANGE	107885	1004
R - SHAFT	733209	1006
S - WASHER	730787	1007
T - WASHER	70092	1007
U - CON	705423	1311
V - POINT	7326370	1006
W - NUT	7375170	1006
X - SHROV	7326370	1006

1/8 INCHES

Figure 10-6. Front wheel connecting parts—exploded view



(1) ILLUSTRATION NO.	(2) REFERENCE SYMBOLS	(3) FEDERAL STOCK NO.	(4) ORDNANCE STOCK NO.	(5) MFR'S PART NO.	(6) ORDNANCE PART NO.	(7) DESCRIPTION	(8) QUANTITY INCORPORATED IN UNIT	(9) UNIT OF ISSUE
						GROUP 10—FRONT AXLE		
						1000—FRONT AXLE ASSEMBLY		
10-1				SP-2166-1 WO-805788 SP-2166-2 WO-805789 WO-807872 WO-807873		AXLE, front, assy (Bendix joints) AXLE, front, assy (Rzeppa joints) AXLE, front, w/BRAKES, HUB, and BRAKE DRUM, assy AXLE, front (w/BRAKES, HUB, and BRAKE DRUM, assy) (Bendix or Rzeppa joints)	1 1 1 1	ea ea ea ea
10-2				SP-17484 WO-A10231	7372842	1001—HOUSING, COVER AND PLUGS COVER, gear carrier housing	1	ea
10-2	H1	2520-737-2842 018-7993	G740-7372842 H101-0187993	SP-16409 WO-A782 SP-18596X WO-802300	187993 7371103 7348602 113186	BOLT, ext-teeth-lock washer, hex-hd, S, cd- or zn-pltd, $\frac{5}{16}$ -18NC-2 x $\frac{3}{4}$ GASKET, housing cover HOUSING, gear carrier, w/TUBE, assy PLUG, pipe, sq-socket, hdls, MI, $\frac{3}{4}$ in. (drain and filler)	10 1 1 2	ea ea ea ea
10-2, 4		2530-495-7074 2520-734-8602	G503-7371103 G740-7348602					
10-2	H6		I1006-0283765					
10-2		2520-769-7606	G740-7697606	SP-16879 WO-A764	7697606	1002—DIFFERENTIAL CAP, case bearing	2	ea
10-2	H1	017-9890	H101-0179890		179890	SCREW, cap, hex-hd, S, 85,000 psi yield strength, $\frac{1}{2}$ -13NC-3 x $2\frac{1}{4}$ CASE	4	ea
10-3		2520-737-2854	G740-7372854	SP-16883 WO-A793	7372854		1	ea
10-3	H12		H012-6146900		705438	CONE, tapered roller bearing, MIL-STD-CODE 711- 24780-3000 (includes roller and cage, SR, 1.6250 bore, 0.9063 width) (case bearing)	2	ea
10-3	H12		H012-6122200		705271	CONE, tapered roller bearing, MIL-STD-CODE 719- 02872-3000 (includes rollers and cage, SR, 1.1250 bore, 0.8750 width) (drive pinion outer bearing)	1	ea
10-3	H12		H012-8329852		8329852	CONE, tapered roller bearing (includes rollers and cage, SR, 1.3750 bore, 1.1250 width) (drive pinion inner bearing)	1	ea

(1) ILLUSTRATION NO.	(2) REFERENCE SYMBOLS	(3) FEDERAL STOCK NO.	(4) ORDNANCE STOCK NO.	(5) MFR'S PART NO.	(6) ORDNANCE PART NO.	(7) DESCRIPTION	(8) QUANTITY INCORPORATED IN UNIT	(9) UNIT OF ISSUE
GROUP 10 - FRONT AXLE - Continued								
1002 - DIFFERENTIAL - Continued								
10-3	H12		H012-6209700		707063	CUP, tapered roller bearing, MIL-STD-CODE 719-02820-1000 (SR, 2.8750 OD, 0.6875 width) (drive pinion outer bearing)	1	ea
10-3	H12		H012-6220960		706849	CUP, tapered roller bearing, MIL-STD-CODE 711-24721-1000 (SR, 3.0000 OD, 0.8125 width) (case bearing)	2	ea
10-3	H12		H012-6224700		706877	CUP, tapered roller bearing, MIL-STD-CODE 711-31320-1000 (SR, 3.0000 OD, 0.9375 width) (drive pinion inner bearing)	1	ea
10-3		2520-734-8603	G740-7348603	SP-18397-6X WO-801929	7348603	DIFFERENTIAL, front axle, assy.	1	ea
10-3		2530-737-2855	G740-7372855	SP-30188 WO-636565	7372855	GASKET, paper, 2 1/4 ID, 3/4 OD, 0.040 thk (drive pinion oil seal)	1	ea
				SP-17555 WO-644141	8677287	GEAR, bevel side.	2	ea
				SP-17488 WO-640699	8677013	GEAR, hypoid bevel drive, 43T	1	ea
10-3		2520-737-2860	G740-7372860	SP-17797 WO-644148	7372860	GEAR SET, side, w/PINION	1	ea
10-3				SP-18392X WO-801926	8677287	Composed of: 2 GEAR	1	ea
10-3				SP-13449 WO-636360	8677288	2 PINION	1	ea
				SP-17556 WO-644142	8677076	GEAR SET, w/PINION and NUT	1	ea
10-3		5315-737-2858	G740-7372858	SP-18396 WO-801927	7372858	PIN, STRAIGHT, HEADLESS, locking, pinion shaft.	1	ea
10-3		2530-737-2857	G740-7372857	SP-16866 WO-A792	8677288	PINION, bevel side gear.	2	ea
10-3		5305-737-2863	G740-7372863	SP-3Q187 WO-649454	8673464	PINION, hypoid bevel, 8T (drive)	1	ea
10-3				SP-16075 WO-A798	7372857	PLATE, locking, axle drive gear screw	4	ea
10-3					7372863	SCREW, hex-hd, 3/8-24NF-3 x 1 1/2 (axle drive gear)	8	ea
10-3	H13		H013-0500071		500071	SEAL, oil, type MLS, 1 1/2 x 3.165 x 1 3/4 (drive pinion)	1	ea
10-3		2520-737-2856	G740-7372856		7372856	SHAFT, bevel pinion mate.	1	ea

10-3	2520-495-7068	G740-7372859	SP-15099 WO-636568	7372859	SHIELD, dust, drive pinion.....	1	ea
		G740-7372843	SP-S88 WO-639959	7372843	SHIM, case bearing	†	ea
		G740-7372844	SP-S89 WO-639960	7372844	0.003 thk		
		G740-7372845	SP-S74 WO-639961	7372845	0.005 thk		
		G740-7372846	SP-S75 WO-639962	7372846	0.010 thk		
10-3		G740-7372847	SP-S112 WO-639969	7372847	SHIM, drive pinion inner bearing.....	†	ea
		G740-7372848	SP-S113 WO-639970	7372848	0.003 thk		
		G740-7372849	SP-S114 WO-639971	7372849	0.005 thk		
10 3		G740-7372850	SP-S638 WO-639972	7372850	SHIM, drive pinion outer bearing.....	†	ea
		G740-7372851	SP-S638-1 WO-639973	7372851	0.003 thk		
		G740-7372852	SP-S638-2 WO-639974	7372852	0.005 thk		
		G740-7372853	SP-S638-3 WO-639975	7372853	0.010 thk		
10-3	2520-769-6512	G503-7696512	SP-13575 WO-636566	7696512	SLINGER, oil, drive pinion bearing.....	1	ea
10-3	5310-270-8840	G503-7373146	SP-16323-4 WO-A795	7373146	WASHER, thrust (side gear)	2	ea
10-3	5310-022-1442	H001-7036380	SP-16322-4 WO-A797	221442	WASHER, plain, S, 3/4 ID, 1 1/2 OD, 0.1196 thk (drive pinion nut)	1	ea
10-3	3120-737-1102	G503-7371102	SP-2-4-581 WO-A1446	7371102	WASHER, thrust, pinion.....	2	ea
	2520-784-8604	G740-7348604	WO-807694	7348604	YOKE, propeller shaft to axle.....	1	ea
10-3	2520-495-7112	G503-7373121	SP-2-4-108X WO-A1445	8328414	YOKE, end, w/SHIELD, assy (superseded by YOKE 7373121)	1	ea
		H101-7032635		7032635	YOKE, end, w/SHIELD, assy (supersedes YOKE 8328414)	1	ea
10-3		H1			NUT, hex, "Huglock" type, 3/4-16NF-2 (pinion).....	1	ea

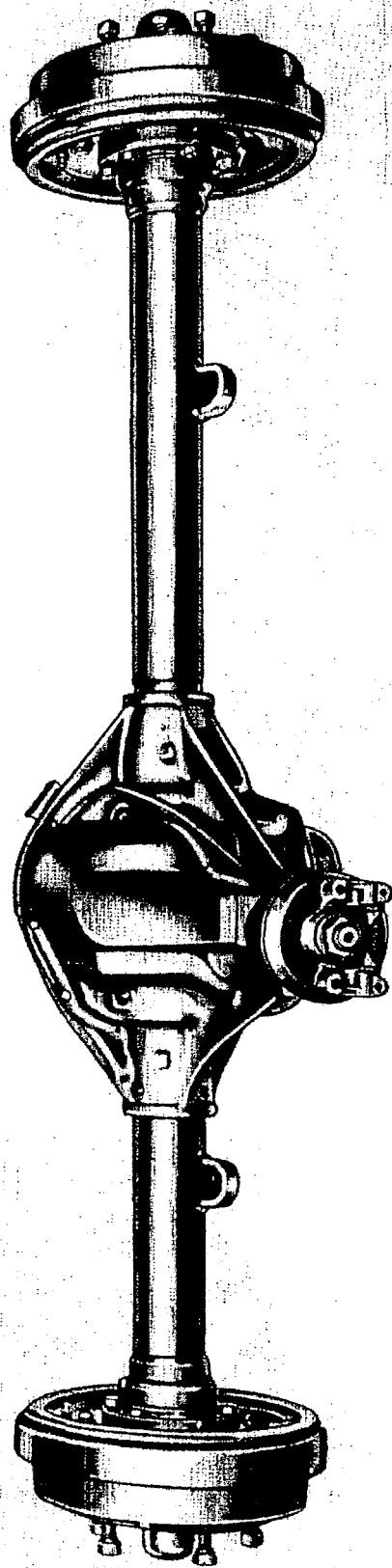
(1) ILLUSTRATION NO.	(2) REFERENCE SYMBOLS	(3) FEDERAL STOCK NO.	(4) ORDNANCE STOCK NO.	(5) MFR'S PART NO.	(6) ORDNANCE PART NO.	(7) DESCRIPTION	(8) QUANTITY INCORPORATED IN UNIT	(9) UNIT OF ISSUE
10-4		3120-787-5045	G740-7375045	SP-18174 WO-649788	7375045	GROUP 10—FRONT AXLE—Continued 1004—STEERING KNUCKLES BEARING, bushing type, wheel bearing spindle	2	ea
10-2, 4	H1	5305-456-6211	G503-7373188	SP-6-73-1117 WO-A821	7373188	BOLT, MACHINE, knuckle adj, S, $\frac{3}{8}$ -24NF-3 x 1 $\frac{1}{2}$	2	ea
10-4		5310-011-4494	H001-4185600	SP-16995 WO-A829	114494	NUT, jam, hex, lt, s-fin, S, $\frac{3}{8}$ -24NF-2	2	ea
10-4		2530-787-1108	G503-7371108	SP-17048X WO-A828	7371108	CAP, ldg pin bearing (steering knuckle)	4	ea
10-4						CAP, steering knuckle, w/king PIN and locking PIN, assy	4	ea
10-4	H1	018-1643	H001-5455341	SP-16995	7696518	Composed of: 1 CAP		
10-4	H1	018-1645	H001-5455381		7696482	1 PIN		
10-4, 6	H1	5310-012-0382	H001-7025741		181643	1 PIN		
10-4	H12		H012-6133330		181645	SCREW, cap, hex-hd, S, 85,000 psi yield strength, cd- or zn-pltd, $\frac{3}{8}$ -24NF-3 x 1 $\frac{1}{2}$	12	ea
10-4	H12		H012-6216140		120382	SCREW, cap, hex-hd, S, 85,000 psi yield strength, cd- or zn-pltd, S, $\frac{3}{8}$ -24NF-3 x 1 $\frac{1}{2}$	4	ea
					705381	WASHER, lock, med, S, cd- or zn-pltd, $\frac{3}{8}$ in.	16	ea
					706813	CONE, tapered roller bearing, MIL-STD-CODE 711-11390-3000 (includes rollers and cage, SR, steep angle, 0.6250 bore, 0.5265 width) (king pin bearing)	4	ea
						CUP, tapered roller bearing, MIL-STD-CODE 711-11520-1000 (SR, steep angle, 1.6875 OD, 0.3750 width) (king pin bearing)		
10-4, 6			G758-8328397	SP-30071 WO-805783	8328397	FLANGE, steering, left, w/integral ARM	1	ea
10-4			G758-8328398	SP-30070 WO-805784	8328398	FLANGE, steering, right, w/integral ARM	1	ea
			G503-7696523	SP-17041 WO-A820	7696523	GASKET, steering knuckle oil seal	2	ea
			G503-7696518	SP-16991 WO-A824	7696518	PIN, king	4	ea
			G503-7696482	SP-8957 WO-A825	7696482	PIN, STRAIGHT, HEADLESS, locking, king pin	4	ea
10-4		4730-737-2879	G740-7372879	SP-18-39-3 WO-801660	7372879	PLUG, PIPE, spec, ck-hd, MI, $\frac{1}{2}$ in. (filler, steering knuckle)	2	ea
10-4		2530-769-6526	G503-7696526	SP-17133X WO-A814	7696526	RETAINER, steering knuckle oil, half seal	4	ea

10-4			G740-7994778	SP-18593 WO-800095	7994778	SEAL (half) oil, steering knuckle (ru)	4	ea
			G740-7375049	SP-18592X WO-801759	7375049	SEAL (half) oil, steering knuckle, assy	4	ea
		5305-734-3605	G740-7348605	SP-S1640 WO-802498	7348605	BOLT, INTEGRAL LOCK WASHER, ext-teeth-lock washer, hex-hd, S, cd-pltd, $\frac{5}{16}$ -24NF-8 x $1\frac{1}{16}$ (superse- ded by SCREW 192417)	16	ea
10-4	H1		H101-0192417		192417	SCREW, ext-teeth-lock washer, hex-hd, S, cd- or zn- pltd, $\frac{5}{16}$ -24NF-2 x $\frac{3}{4}$ (superse- des BOLT 7348605)	16	ea
10-2, 4	H1		H001-5421261		120647	SCREW, CAP, hex-hd, S, cd- or zn-pltd, $\frac{5}{16}$ -24NF-3 x 1 (superse- des BOLT, 7313188)	2	ea
10-4			G503-7371105	SP-16992-2 WO-A831	7371105	SHIM, king pin bearing.	†	ea
			G503-7520991	SP-16992-3 WO-A832	7520991	0.010 thk		
			G503-7373148	SP-16992-4 WO-A833	7373148	0.030 thk		
10-4				SP-16964 WO-A852	7994785	SPINDLE, wheel bearing	2	ea
10-6		2530-737-5048	G740-7375048	SP-18173X WO-649782	7375048	SPINDLE, wheel bearing, w/BEARING, assy	2	ea
10-4, 6	H1	010-0025	H001-5421220		100025	SCREW, hex-hd, S, $\frac{5}{16}$ -24NF-2 x $\frac{3}{4}$	12	ea
10-4, 6	H1	5310-012-0382	H001-7025741		120382	WASHER, lock, med, S, cd- or zn-pltd, $\frac{3}{8}$ in.	12	ea
10-4		5340-703-2628	G740-7032628	SP-18594 WO-800068	7032628	SPRING, steering knuckle oil seal	4	ea
10-2	H16		H016-5196397		5196397	VALVE, air, assy	1	ea
10-5	H2			BX-60572 WO-A6289	8679978	1005.5--VENTILATION		
			G740-7348767	BX-60573 WO-A6290	7348767	1006--SHAFT AND UNIVERSAL JOINTS		
			G503-7416485	BX-60574 WO-A6291	7416485	BALL, alloy-S (universal joint, outer) (Bendix joint), 0.872 dia	†	ea
			H102-0145652		145652			
			G503-7416486	BX-60576 WO-A6293	7416486	0.873 dia		
			G740-7348768	BX-60577 WO-A6294	7348768	0.874 dia		
				BX-60578 WO-A6295		0.875 dia		
						0.876 dia		
						0.877 dia		
						0.878 dia		

(1) ILLUSTRATION NO.	(2) REFER- ENCE SYMBOLS	(3) FEDERAL STOCK NO.	(4) ORDNANCE STOCK NO.	(5) MFR'S PART NO.	(6) ORDNANCE PART NO.	(7) DESCRIPTION	(8) QUANTITY INCOR- PORATED IN UNIT	(9) UNIT OF ISSUE
GROUP 10—FRONT AXLE—Continued								
10-5		2520-734-8759	G740-7348759	BX-60868 WO-A6288	7348759	1006—SHAFT AND UNIVERSAL JOINTS—Continued	2	ea
		2520-737-3108	G503-7373108	SP-17232 WO-A1721	7373108	BALL, universal joint (center, drilled) (Bendix joint)	12	ea
		2520-754-0093	G503-7540093	SP-17230 WO-A1719	7540093	BALL, universal joint (S, 1½ dia) (Rzeppa joint)	2	ea
10-4, 6		2520-737-1110	G503-7371110	SP-17153 WO-A868	7371110	FLANGE, drive, axle shaft	2	ea
10-4, 6		5305-737-2864	G740-7372864	SP-6-73-124 WO-A760	7372864	SCREW, hex-hd, s-fin, alloy-S, ⅜-16NC-2 x 1½	12	ea
10-4, 6	H1	5310-012-0882	H001-7028741		120882	WASHER, lock, med, S, cd- or zn-pltd, ⅜ in.	12	ea
10-4, 6		2520-737-2872	G740-7372872	SP-18188 WO-649784	7372872	GASKET, drive flange, axle shaft	2	ea
10-3		2530-495-7087	G740-7372869	SP-17377 WO-A6439	7372869	GUIDE, axle shaft	2	ea
10-5		5315-734-8762	G740-7348762	BX-60864 WO-A6279	7348762	PIN, universal joint center ball (Bendix joint)	2	ea
10-5		5315-734-8763	G740-7348763	BX-60409 WO-A6278	7348763	PIN, GROOVED, HEADLESS, universal joint groove (Bendix joint)	2	ea
				RZ-OR88-6 WO-802314	8677079	RACE, universal joint, inner (Rzeppa) (used on vehicles equipped w/SHAFT 8673512 and SHAFT SP-18597-1X)	2	ea
				SP-30103 WO-810086		RACE, universal joint, inner (Rzeppa) (used on vehicles equipped w/SHAFT SP-20128-2X and SHAFT SP-20128-1X)	2	ea
		2530-754-0096	G503-7540096	SP-17216 WO-A1724	7540096	RETAINER, universal joint inner shaft (Rzeppa joint) (used on vehicles equipped w/SHAFT 8673512 and SHAFT SP-18597-1X)	2	ea
	H1	5305-013-3503	H101-0133503		133503	SCREW, mach, fl-hd, S, cd- or zn-pltd, no. 8 (0.164)-32NC-2 x ⅜	6	ea
10-6	H2		H002-0683386		583886	RING, snap, retaining, exte, S, cd- or zn-pltd, 1½ in. shaft dia (outer axle shaft) (Rzeppa joint)	2	ea
		5340-737-2865	G740-7372865	SP-17218 WO-A1726	7372865	RING, snap, wire, S, plain, 1½ ID, 0.065 thk (inner shaft) (Rzeppa joint) (used on vehicles equipped w/SHAFT 8673512 and SHAFT SP-18597-1X)	2	ea
				SP-30101 WO-810095		RING, spec, snap, refn, exte, S, 1.016 in. shaft dia (inner shaft) (Rzeppa) (used on vehicles equipped w/SHAFT SP-20128-2X and SHAFT SP-20128-1X)	2	ea

10-3	H113	2520-735-1404	H013-0500030 G740-7351404	BX-60771 SP-18172-2X WO-649771	500030 7351404	SEAL, oil, type MW, 1 3/8 x 2.004 x 1/4 (axle shaft, inner). SHAFT, complete, left, w/universal JOINT, assy (Bendix)	2	ea
10-4				SP-18597-2X RZ-VA2558 WO-802315			1	ea
				SP-20128-2X WO-810081			1	ea
10-4		2520-735-1403	G740-7351403	BX-60772 SP-18172-1X WO-649772	7351403	SHAFT, complete, left, w/universal JOINT, assy (Rzeppa) (interchangeable, w/SHAFT SP-20128-2X)	1	ea
				SP-18597-1X WO-802316			1	ea
				SP-20128-1X WO-810082			1	ea
10-5		2520-734-8764	G740-7348764	BX-60524 WO-A6276	7348764	SHAFT, complete, right, w/universal JOINT, assy (Rzeppa) (interchangeable, w/SHAFT 8673512)	1	ea
				SP-17122-4 WO-A1729	7372866	SHAFT, complete, right, w/universal JOINT, assy (Rzeppa) (interchangeable, w/SHAFT SP-20128-1X)	1	ea
		2520-734-8765	G740-7348765	SP-30102-2 WO-810091	7348765	SHAFT, complete, right, w/universal JOINT, assy (Rzeppa) (interchangeable, w/SHAFT SP-18597-1X)	1	ea
				BX-60525 WO-A6277			1	ea
		2530-737-2866	G740-7372866	SP-17122-3 WO-A1727	7372867	SHAFT, inner, left (Rzeppa) (used on vehicles equipped w/SHAFT 8673512)	1	ea
				SP-30102-1 WO-810092			1	ea
10-5		2520-734-8766	G740-7348766	WO-649770	7348766	SHAFT, inner, right (Bendix joint)	1	ea
				BX-60847			2	ea
10-6		2520-703-2626	G740-7032626	SP-30020 WO-802321 WO-810085	7032626	SHAFT, outer (Bendix joint) (supersedes SHAFT 7348766)	2	ea
							2	ea
				SP-30103 WO-810086	7373108 7540092	SHAFT, outer (Rzeppa) (used on vehicles equipped w/SHAFT SP-20128-2X and SHAFT SP-20128-1X)	2	ea
					7032626	Composed of: 6 BALL 1 CAGE 1 RACE 1 SHAFT	2	ea

(1) ILLUSTRATION NO.	(2) REFER- ENCE SYMBOLS	(3) FEDERAL STOCK NO.	(4) ORDNANCE STOCK NO.	(5) MFR'S PART NO.	(6) ORDNANCE PART NO.	(7) DESCRIPTION	(8) QUANTITY INCOR- PORATED IN UNIT	(9) UNIT OF ISSUE
		2520-734-7733	G740-7347733	SP-20017X WO-802319	7347733	GROUP 10-FRONT AXLE-Continued 1006-SHAFT AND UNIVERSAL JOINTS-Continued SHAFT, outer, w/universal JOINT, assy (Rzeppa) (used on vehicles equipped, w/SHAFT SP-18597-1X and SHAFT 8673512) (supersedes SHAFT 8677080) Composed of: 1 RETAINER 1 RING 3 SCREW 1 SHAFT	1	ea
				SP-20047X WO-802320	7540096 7372865 133503			
					8677080	SHAFT, outer, w/universal JOINT, sub-assy (Rzeppa) (for service use SHAFT SP-20017X) (used on vehicles equipped w/SHAFT SP-18597-1X and SHAFT 8673512) (superseded by SHAFT 7347733) Composed of: 6 BALL 1 CAGE 1 RACE 1 SHAFT	2	ea
		3120-737-2870	G740-7372870	SP-S1622 WO-649769	7373108 7540098 8677079 7032626 7372870	WASHER, thrust, universal joint.....	2	ea



RA PD 181628

Figure 11-1. Rear axle, assy (882854)

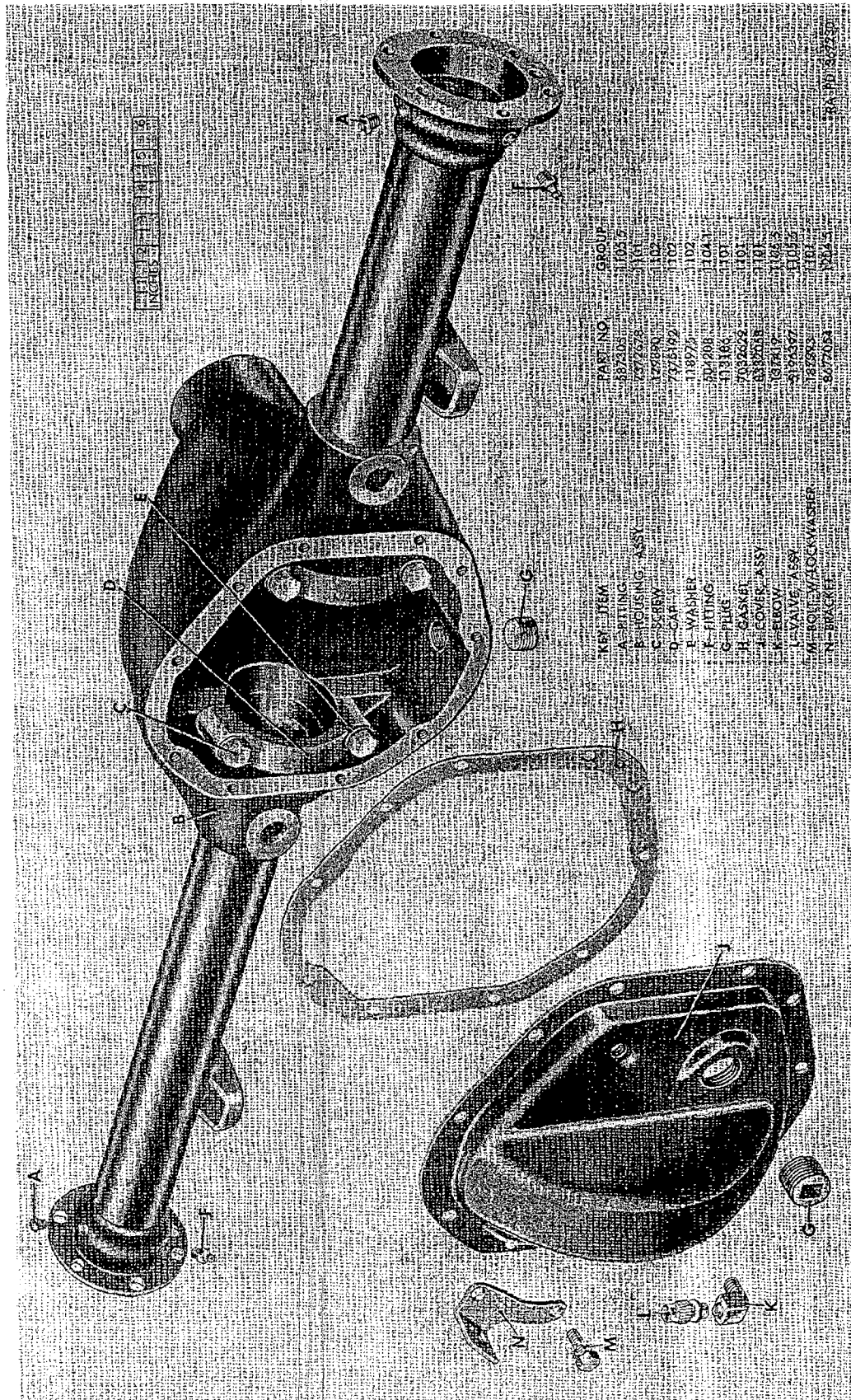


Figure 11-2. Rear axle housing—exploded view

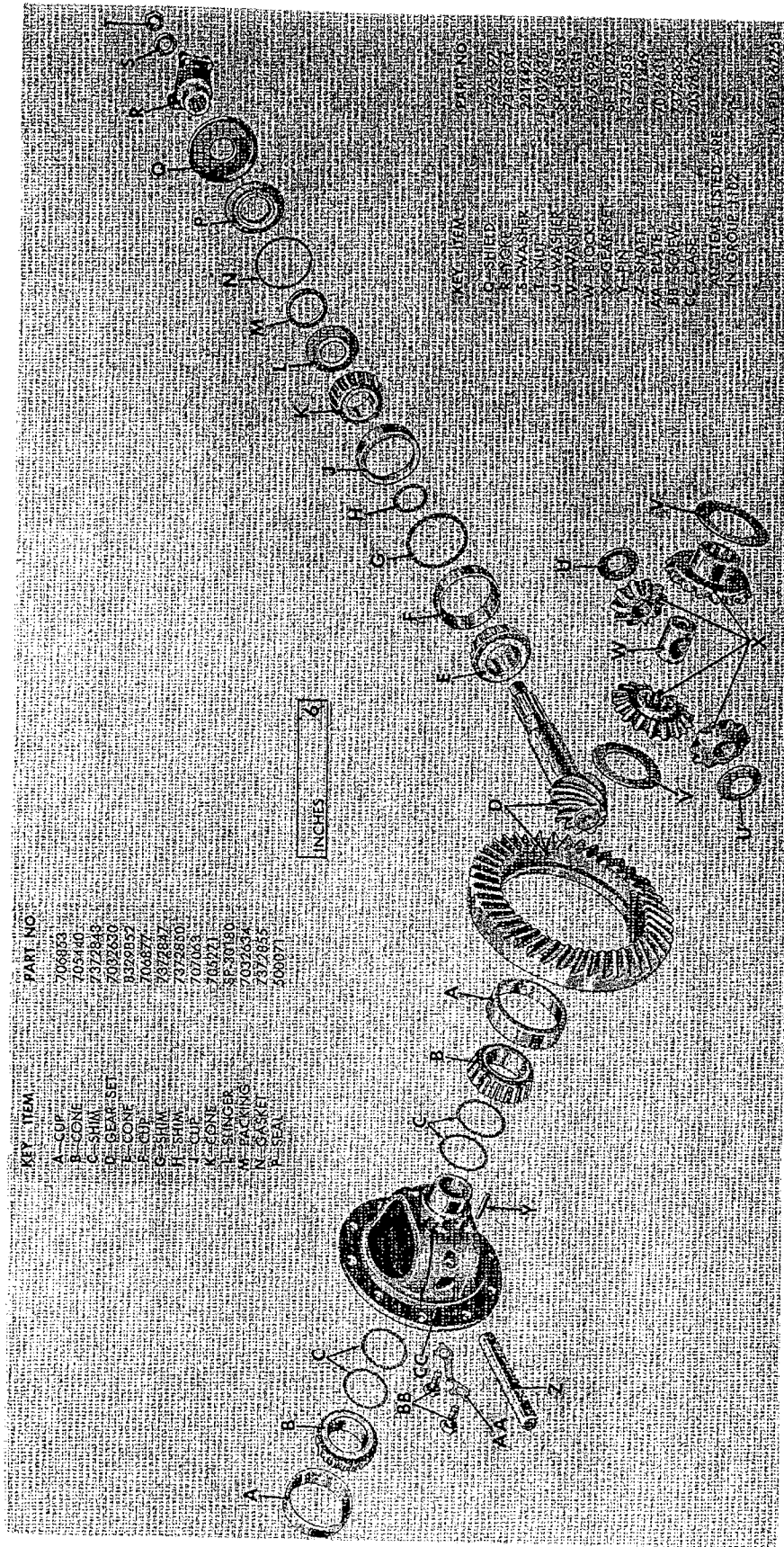


Figure 11-8. Rear axle differential case and gears—exploded view

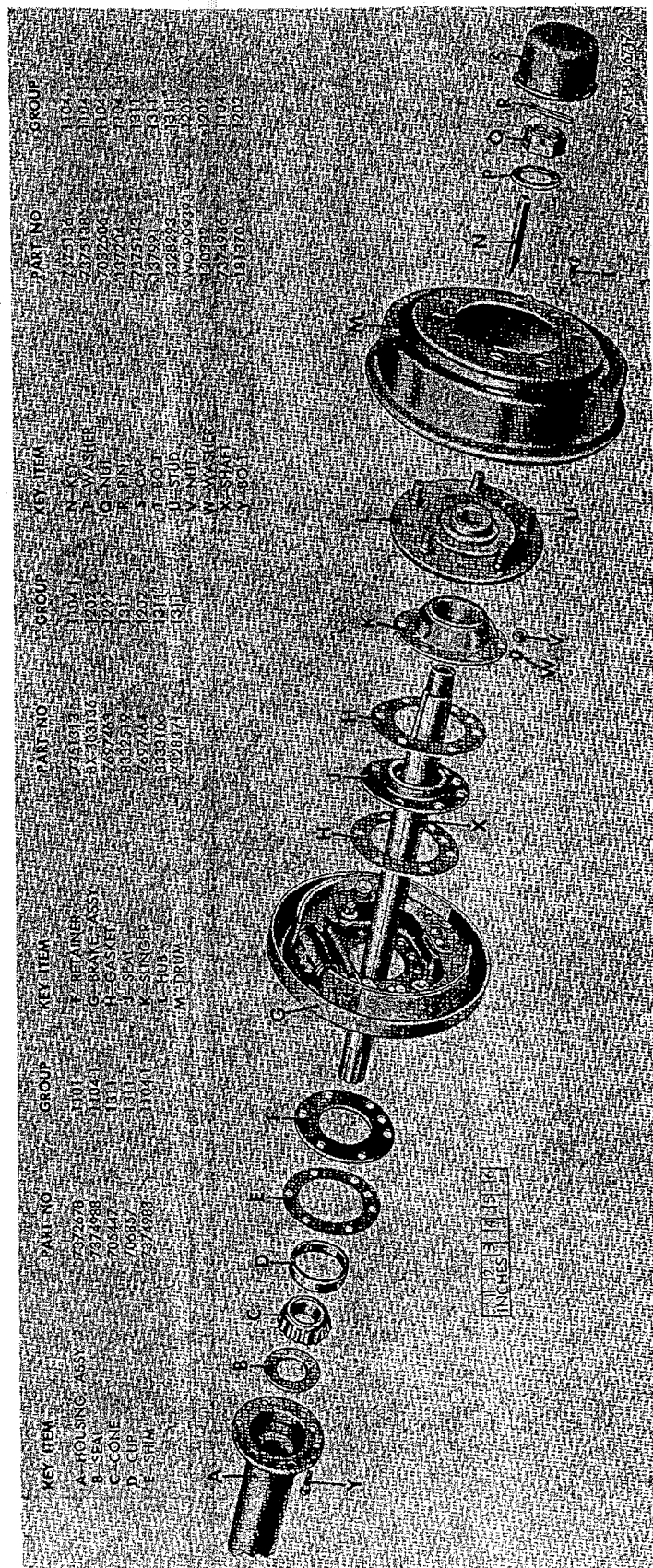


Figure 11-4. Rear wheel connecting parts—exploded view

(1)	(2)	(3)	(4)	(5)	(6)	(7)	(8)	(9)
ILLUSTRATION NO.	REFER- ENCE SYMBOLS	FEDERAL STOCK NO.	ORDNANCE STOCK NO.	MFR'S PART NO.	ORDNANCE PART NO.	DESCRIPTION	QUANTITY INCOR- PORATED IN UNIT	UNIT OF ISSUE
						GROUP 11 - REAR AXLE		
11-1				SP-2167-1 WO-805791 WO-807874 WO-807875	8677577	1100 - REAR AXLE ASSEMBLY AXLE, rear, assy.	1	ea
			G758-8329854		8329854 8673621	AXLE, rear, w/BRAKES, HUB, and brake DRUM, assy. AXLE, rear, w/o BRAKES, HUB, and brake DRUM, assy	1 1	ea ea
			G758-8329850	SP-20075X WO-807267	8329850	1101 - HOUSING, COVER, AND PLUGS COVER, w/BAFFLE (superseded by COVER 832058)	1	ea
11-2			G758-832058	SP-20124X WO-809548	832058	COVER, w/BAFFLE (supersedes COVER 8329850)	1	ea
11-2	H1	018-7993	H101-0187993	SP-18434 WO-802556	187993	BOLT, ext-teeth-lock washer, hex-hd, S, cd- or zn-pltd, $\frac{1}{16}$ -18NC-2 x $\frac{3}{4}$	10	ea
11-2		2520-703-2629	G740-7032629	SP-18434 WO-802556	7032629	GASKET, axle housing cover	1	ea
11-2, 4			G740-7372678	SP-18634X WO-802552	7372678	HOUSING, gear carrier, w/TUBE, assy.	1	ea
11-2	H6		H006-0233765		113186	PLUG, pipe, sq-socket, hdls, MI, $\frac{3}{4}$ in. (filler and drain)	2	ea
						1102 - DIFFERENTIAL		
11-3		2530-737-5195	G740-7375195	SP-18510 WO-640965	7375195	BLOCK, drive shaft.	1	ea
11-2			G740-7375192	SP-15365 WO-639818	7375192	CAP, bearing	2	ea
11-2	H1	017-9890	H101-0179890		179890	SCREW, cap, hex-hd, S, 85,000 psi yield strength, $\frac{1}{2}$ -13NC-3 x 2 $\frac{1}{4}$	4	ea
11-2	H1		H001-1520005		118975	WASHER, LOCK, int-teeth, hv, S, $\frac{1}{2}$ in. (flat type)	4	ea
11-3		2520-703-2632	G740-7032632	SP-18458 WO-802562	7032632	CASE	1	ea
11-3	H12		H012-6147940		705440	CONE, tapered, roller bearing, MIL-STD-CODE 711- 25577-3000 (includes rollers and cage, SR, 1.6880 bore, 1.0000 width) (case bearing)	2	ea
11-3	H12		H012-8329852		8329852	CONE, tapered, roller bearing, MIL-STD-CODE 711- 31593-3000 (includes rollers and cage, SR, 1.9750, 1.1250 width) (drive pinion inner bearing)	1	ea

(1) ILLUSTRATION NO.	(2) REFERENCE SYMBOLS	(3) FEDERAL STOCK NO.	(4) ORDNANCE STOCK NO.	(5) MFR'S PART NO.	(6) ORDNANCE PART NO.	(7) DESCRIPTION	(8) QUANTITY INCORPORATED IN UNIT	(9) UNIT OF ISSUE
						GROUP 11 - REAR AXLE - Continued		
						1102 - DIFFERENTIAL - Continued		
11-3	H12		H012-612200		705271	CONE, tapered, roller bearing, MIL-STD-CODE 719-02872-3000 (includes rollers and cage, SR, 0.1250 bore, 0.8750 width) (drive pinion outer bearing)	1	ea
11-3	H12		H012-6221280		706853	CUP, tapered, roller bearing, MIL-STD-CODE 711-25523-1000 (SR, 3.2650 OD, 0.8750 width) (case bearing)	2	ea
11-3	H12		H012-6224700		706877	CUP, tapered roller bearing, MIL-STD-CODE 711-31520-1000 (SR, 3.0000 OD, 0.9375 width) (drive pinion inner bearing)	1	ea
11-3	H12		H012-6209700		707063	CUP, tapered roller bearing, MIL-STD-CODE 719-02820-1000 (SR, 2.8750 OD, 0.6375 width) (drive pinion outer bearing)	1	ea
11-3		2520-737-2679	G740-7372679	SP-18599-7X WO-802557	7372679	DIFFERENTIAL, assy (43-8T, 5.38 ratio)	1	ea
11-3		2530-737-2855	G740-7372855	SP-S171 WO-636565 SP-17716 WO-647061	7372855	GASKET, bevel pinion oil seal	1	ea
11-3				SP-18530 WO-802559	8677294	GEAR, bevel side	2	ea
11-3			G740-7032631	SP-18429 WO-802561	7994912	GEAR, hypoid, bevel drive, 43T	1	ea
11-3		5305-737-2863	G740-7372863	SP-30187 WO-649454 SP-18027X WO-647063	7032631	PLATE, lock, drive gear	5	ea
11-3					7372863	SCREW, hex-hd, $\frac{3}{8}$ -24NF-3 x $\frac{15}{16}$	10	ea
11-3						GEAR SET, differential, bevel, matched Composed of: 2 GEAR 2 PINION	1	ea
11-3		2520-703-2630	G740-7032630	SP-18528X WO-802558	8677294 8677295	GEAR SET, drive, hypoid, matched, w/NUT and PINION	1	ea
11-3		5330-703-2634	G740-7032634	SP-17858 WO-802563 SP-13449	7032630	PACKING, PREFORMED, felt, 1.562 ID, 2.016 OD, 0.250 thk (drive pinion oil seal)	1	ea
11-3		5315-737-2858	G740-7372858	WO-636360 SP-17717 WO-647062	7372858	PIN, locking, pinion shaft	1	ea
					8677295	PINION, bevel	2	ea

11-3	H13				SP-18529 WO-802560	7994913	PINION, drive, hypoid, 8T	1	ea
11-3			H013-0600071		SP-11449 WO-636553	500071	SEAL, OIL, type MLS, 1 $\frac{1}{8}$ x 3.165 x 1 $\frac{1}{8}$ (drive pinion) SHAFT, differential pinion	1	ea
11-3		2530-737-5197	G740-7375197		SP-17562 WO-642121	7375197	SHIELD, dust (universal joint end yoke)	1	ea
11-3			G740-7372843		SP-S58 WO-639959	7372843	SHIM, case bearing	†	ea
			G740-7372844		SP-S59 WO-639960	7372844	0.003 thk		
			G740-7372845		SP-S74 WO-639961	7372845	0.005 thk		
			G740-7372846		SP-S75 WO-639962	7372846	0.010 thk		
11-3			G740-7372847		SP-S112 WO-639969	7372847	SHIM, drive pinion inner bearing	†	ea
			G740-7372848		SP-S113 WO-639970	7372848	0.003 thk		
			G740-7372849		SP-S114 WO-639971	7372849	0.005 thk		
11-3			G740-7372850		SP-S638 WO-639972	7372850	SHIM, drive pinion outer bearing	†	ea
			G740-7372851		SP-S638-1 WO-639973	7372851	0.003 thk		
			G740-7372852		SP-S638-2 WO-639974	7372852	0.005 thk		
			G740-7372853		SP-S638-3 WO-639975	7372853	0.010 thk		
		2520-703-2633	G740-7032633		SP-17857 WO-802564	7032633	SLINGER, oil, drive pinion bearing (superseded by SLINGER SP-30180)	1	ea
11-3					SP-30180 WO-908301		SLINGER, oil, drive pinion bearing (superseded SLINGER 7032633)	1	ea
11-3					SP-13338-3 WO-645790		WASHER, FLAT, countersunk, S, 4 $\frac{1}{4}$ ID, 1 $\frac{1}{2}$ OD, 0.032 thk (thrust, differential pinion)	2	ea
11-3					SP-13331-3 WO-645789		WASHER, FLAT, S, 1 $\frac{1}{4}$ ID, 2 $\frac{1}{8}$ OD, 0.032 thk (thrust, differential side gear)	2	ea
11-3		2520-734-8604	G740-7348604		SP-2-4-581 WO-A1446	7348604	YOKE, propeller shaft, universal joint	1	ea

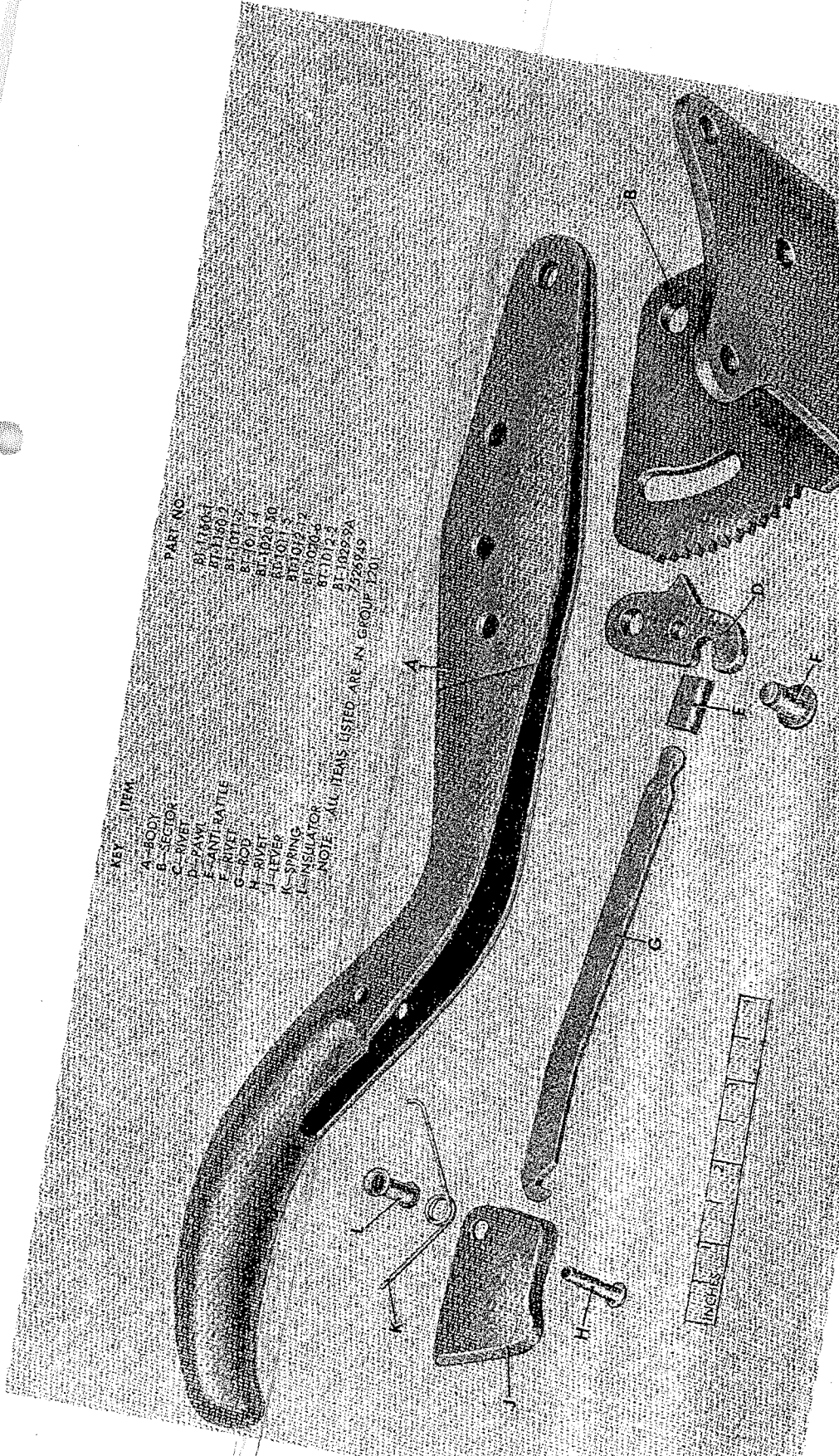
(1)	(2)	(3)	(4)	(5)	(6)	(7)	(8)	(9)
ILLUSTRATION NO.	REFER- ENCE SYMBOLS	FEDERAL STOCK NO.	ORDNANCE STOCK NO.	REF'S PART NO.	ORDNANCE PART NO.	DESCRIPTION	QUANTITY INCOR- PORATED IN UNIT	UNIT OF ISSUE
GROUP 11—REAR AXLE—Continued								
1102—REAR AXLE DIFFERENTIAL—Continued								
11-3	H1		G758-8328005	SP-2-4-1451X WO-807693	8328005	YOKE, propeller shaft, universal joint, assy.	1	ea
11-3	H1		H101-7032635 G740-7372868	SP-S1056 WO-636570	7032635 7372868	NUT, hex, "Huglock" type, $\frac{3}{4}$ -16NF-2 WASHER, FLAT, S, $\frac{9}{16}$ ID, $1\frac{1}{2}$ OD, 0.1196 thk (superseded by WASHER 221442)	1	ea
11-3	H1		H001-7036380		221442	WASHER, FLAT, S, $\frac{9}{16}$ ID, $1\frac{1}{2}$ OD, 0.1196 thk (supersedes WASHER 7372868)	1	ea
1104.1—SHAFT								
11-2	H16	050-4208	H016-0504208		504208	FITTING, lubr, hyd, surface check, stght, $\frac{1}{8}$ NPT, male (rear wheel brg)	2	ea
11-4			G740-7375136	WO-636374	7375136	KEY, tall, rectangle, one taper, champer end, S, 0.3175 in. x 0.250 x $2\frac{1}{2}$ lg (axle shaft, rear)	2	ea
11-4		5310-703-2606	G740-7032606	SP-S161 WO-636344	7032606	NUT, hex, slotted, 1-14NF-3 (axle shaft)	2	ea
11-4	H1	013-7204	H101-0137204		137204	PIN, cotter, split, S, cd- or zn-pltd, $\frac{1}{8}$ x $1\frac{1}{2}$ (rear axle shaft nut)	2	ea
11-4		2520-735-1313	G740-7351313	SP-18653 WO-802887	7351313	RETAINER, bearing	2	ea
11-4	H13		H013-7374988 G740-7374987	SP-18024 WO-640968 SP-18022X SP-17509X WO-640966	7374988 7374987	SEAL, oil, type MW, $1\frac{1}{2}$ x 2.286 x $\frac{1}{4}$ (axle shaft) SHAFT, axle, left	2 1	ea ea
11-4		2530-737-4987	G740-7374986	SP-18023 WO-640969 SP-18021X WO-640967	8677281	SHAFT, axle, left, assy.	1	ea
11-4		2530-737-4986	G740-7374986		7374986	SHAFT, axle, right	1	ea
11-4			G740-7374983 G740-7374984 G740-7374985	SP-17521-2 WO-640972 SP-17521-3 WO-640973 SP-17521-4 WO-640974	7374983 7374984 7374985	SHAFT, axle, right, assy. SHIM, rear axle shaft bearing 0.005 thk 0.010 thk 0.030 thk	1 1 1	ea ea ea

11-4		5310-270-8837	G740-7375138	WO-640945	7375138	WASHER, FLAT, S, 1½ ID, 1¼ OD, ½ thk (rear axle shaft)	2	ea
11-2	H6		H006-0326500		137419	1105.5 - VENTILATION ELBOW, flared tube, inverted, 90 deg, br, ½ tube, ½ male pipe end (axle vent plug)	1	ea
11-2	H16		H016-0587305		587305	FITTING, lubr, pressure release vent, 4 lb relief pressure, ½NPT, male (housing)	2	ea
11-2	H16		H016-5196397		5196397	VALVE, air, assy	1	ea

KEY: ITEM
 A-BODY
 B-SECTOR
 C-RIVET
 D-PAW
 E-ANTI-RATTLE
 F-ROD
 G-RIVET
 H-LEVER
 I-SPRING
 L-INSULATOR

PART NO.
 81-10701
 81-10702
 81-10703
 81-10704
 81-10705
 81-10706
 81-10707
 81-10708
 81-10709
 81-10710
 81-10711
 81-10712
 81-10713
 81-10714
 81-10715
 81-10716
 81-10717
 81-10718
 81-10719
 81-10720
 81-10721
 81-10722
 81-10723
 81-10724
 81-10725
 81-10726
 81-10727
 81-10728
 81-10729
 81-10730
 81-10731
 81-10732
 81-10733
 81-10734
 81-10735
 81-10736
 81-10737
 81-10738
 81-10739
 81-10740
 81-10741
 81-10742
 81-10743
 81-10744
 81-10745
 81-10746
 81-10747
 81-10748
 81-10749
 81-10750
 81-10751
 81-10752
 81-10753
 81-10754
 81-10755
 81-10756
 81-10757
 81-10758
 81-10759
 81-10760
 81-10761
 81-10762
 81-10763
 81-10764
 81-10765
 81-10766
 81-10767
 81-10768
 81-10769
 81-10770
 81-10771
 81-10772
 81-10773
 81-10774
 81-10775
 81-10776
 81-10777
 81-10778
 81-10779
 81-10780
 81-10781
 81-10782
 81-10783
 81-10784
 81-10785
 81-10786
 81-10787
 81-10788
 81-10789
 81-10790
 81-10791
 81-10792
 81-10793
 81-10794
 81-10795
 81-10796
 81-10797
 81-10798
 81-10799
 81-10800

ALL ITEMS LISTED ARE IN GROUP 100



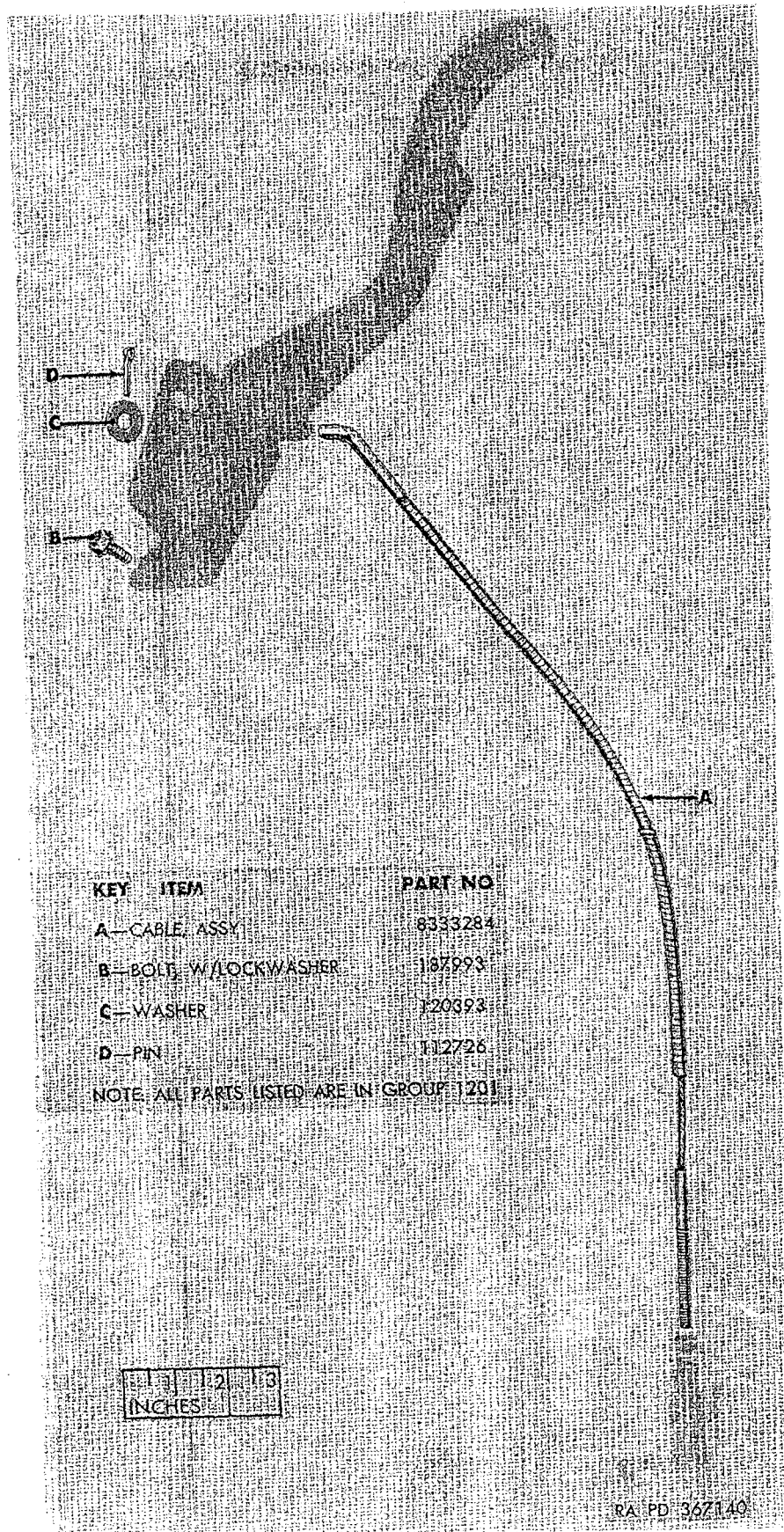
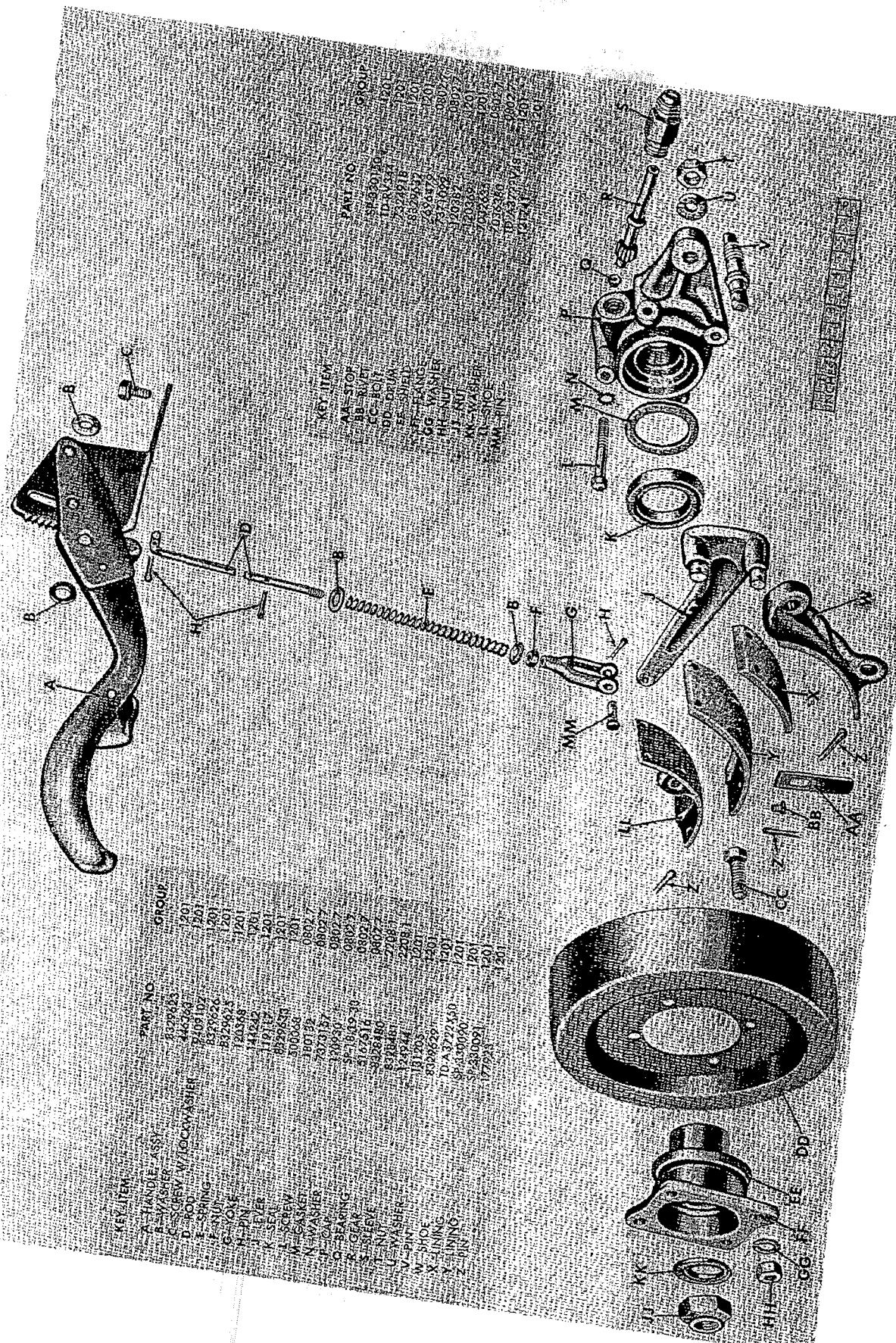



Figure 12-2. Cable, assy and related parts (M170)—exploded view



KEY ITEM	PART NO.	GROUP
F-HANDLE ASSY	5399633	1201
G-WASHER	445368	1201
D-ROD W/ LOCKWASHER	1208102	1201
E-SPRING	827626	1201
F-PIN	832963	1201
G-VALVE	120368	1206
H-PIN	14610	1201
I-LEVER	119119	1201
J-SEAL	851719	1201
K-SCREW	8229839	1201
M-CAMER	300068	1201
N-ROD	180156	08027
O-WASHER	3373187	08027
P-SPRING	1209301	08027
Q-ROD	58164578	08027
R-SLEEVE	5162911	08027
S-ROD	8328486	08027
T-ROD	8328481	08027
U-PIN	125934	22031
V-PIN	181203	1201
W-SHOE	8329625	1201
X-LINING	TD.A3722150	1201
Y-LINING	89-83070	1201
Z-LINING	SP-280091	1201
	172931	1201

KEY ITEM	PART NO.	GROUP
AA-STOP	5835019	1201
BB-PIN	120368	1201
CC-LEVER	120368	1201
DD-ROD	5835019	1201
EE-ROD	5835019	1201
FF-ROD	5835019	1201
GG-WASHER	5835019	1201
HH-SHOE	5835019	1201
II-ROD	5835019	1201
JJ-ROD	5835019	1201
KK-ROD	5835019	1201
LL-ROD	5835019	1201
MM-ROD	5835019	1201
NN-ROD	5835019	1201
OO-ROD	5835019	1201
PP-ROD	5835019	1201
QQ-ROD	5835019	1201
RR-ROD	5835019	1201
SS-ROD	5835019	1201
TT-ROD	5835019	1201
UU-ROD	5835019	1201
VV-ROD	5835019	1201
WW-ROD	5835019	1201
XX-ROD	5835019	1201
YY-ROD	5835019	1201
ZZ-ROD	5835019	1201


Figure 12-3. Hand...



KEY ITEM	PART NO.	GROUP
K - LINING	8341943	1202
L - PIN	8322600	1202
M - NUT	120169	1202
N - WASHER	120382	1202
P - PLATE	8330411	1202
Q - RIVET	83604516	1202
R - PLATE	8330253	1202
T - BOLT	8330137	1202
U - BOLT W/LOG WASHER	123353	1202
V - BOLT	8330753	1202

KEY ITEM	PART NO.	GROUP
A - RIVET	2003411	1202
B - LINING	83106752	1202
C - SHOE	83303138	1202
D - SPRING	8329611	1202
E - PIN	8307030	1202
F - SPRING	8307039	1202
G - ECCENTRIC	8329207	1202
H - CYLINDER ASSY	8328443	12043
J - SPRING	7337179	1209

Figure 12-4. Service brake, assy—exploded view



KEY ITEM	PART NO.	KEY ITEM	PART NO.
A-ROD	7897472	H-VALVE	10FC11409A
B-BOO	7378176	K-SEAL	10F56010
C-RING	7362371	L-TANK	10F52653
D-WASHER	7372318	M-GASKET	7409314
E-PISTON ASSY	8673967	N-CAP	7411065
F-CUP	7117607	P-GASKET	7214259
G-RETAINER	10FC3922	Q-FITTING	7372343
H-SPRING	8311871	R-GASKET	5160923
		S-BOLT	7875440

NOTE: ALL PARTS LISTED ARE IN GROUP 12041

Figure 12-5. Brake master cylinder, assy (7416524)—exploded view






Figure 12-6. Brake wheel cylinder, assy (8828448)—exploded view

Key	Item	Part No.	Group	Key	Item	Part No.	Group
A	-LINE, ASSY.....	7371009	1204.5	AA	-TEE.....	7372343	1204.5
B	-LINE, ASSY.....	7372836	1204.5	BB	-BOLT w/LOCK WASHER..	187263	1204.5
C	-RING.....	7418146	1204.5	CC	-LINE, ASSY.....	WO-905857	1204.5
D	-CLAMP.....	7372833	1204.5	DD	-LINE, ASSY.....	7372835	1204.5
E	-CLIP.....	7735289	1204.5	EE	-TEE.....	7372839	1204.5
F	-LINE, ASSY.....	8677344	1204.5	FF	-BOLT w/LOCK WASHER..	423555	1204.5
G	-LINE, ASSY.....	8677345	1204.5	GG	-LINE, ASSY.....	8677426	1204.5
H	-SHIELD, ASSY.....	8329668	1204.1	HH	-CYLINDER, ASSY.....	7416524	1204.1
J	-BOLT w/LOCK WASHER..	9409117	1204.1	JJ	-BOLT w/LOCK WASHER..	9409103	1206
K	-BOLT w/LOCK WASHER..	9409116	1204.1	KK	-SPRING.....	7697454	1206
L	-BAR.....	8677304	1204.1	LL	-WASHER.....	7954265	1206
M	-PIN.....	137228	1206	MM	-PAD, ASSY.....	7697466	1206
N	-WASHER.....	7372827	1206	NN	-PAD.....	WO-906638	1206
P	-LINE, ASSY.....	8677618	1204.5	PP	-PEDAL, ASSY.....	7697453	1206
Q	-PIN.....	119117	1201	QQ	-WASHER.....	120395	1204.1
R	-SCREW w/LOCK WASHER	9409102	1201	RR	-PIN.....	121222	1204.1
S	-HANDLE, ASSY.....	8329623	1201	SS	-SPRING.....	8387940	1206
T	-WASHER.....	446363	1201	TT	-SHAFT.....	7340237	1206
U	-SPRING.....	8330948	1201	UU	-BRACKET, ASSY.....	7697452	1206
V	-CLIP.....	145409	1204.5	VV	-BOLT.....	123534	1206
W	-LINE, ASSY.....	7372837	1204.5	WW	-NUT.....	503351	1206
X	-GASKET.....	7372834	1204.5	XX	-ROD, ASSY.....	8329627	1201
Y	-CLIP.....	125912	1204.5	YY	-PIN.....	121741	1201
Z	-LINE, ASSY.....	WO-905858	1204.5				

Figure 12-7. Brake system—legend




Figure 12-8. Brake system (M170)

(1)	(2)	(3)	(4)	(5)	(6)	(7)	(8)	(9)
ILLUSTRATION NO.	REFERENCE SYMBOLS	FEDERAL STOCK NO.	ORDNANCE STOCK NO.	MFR'S PART NO.	ORDNANCE PART NO.	DESCRIPTION	QUANTITY INCORPORATED IN UNIT	UNIT OF ISSUE
						GROUP 12 - BRAKES		
						1201 - HAND BRAKE		
12-1				BT-1020-50		ANTI-RATTLE, pawl rod.	1	ea
12-1				BT-1150-1		BODY	1	ea
12-1				BT-1011-7		RIVET, body to sector	1	ea
				WO-811473		BRACKET, cable, w/weld NUT, assy (MI70) (transfer case)	1	ea
	H1	018-7993	H101-0187993		187993	BOLT, INTEGRAL LOCK WASHER, ext-teeth, hex-hd, S, cd- or zn-pltd, 5/16-18NC x 3/4	4	ea
	H1	018-7993	H101-0187993	WO-811598	187993	BRACKET, w/weld NUT, assy (MI70)	1	ea
				SP-310085		BOLT, INTEGRAL LOCK WASHER, ext-teeth, hex-hd, S, cd- or zn-pltd, 5/16-18NC x 3/4	3	ea
				WG-ASI-A34		BRACKET, transmission, int-ext pinch type, assy	1	ea
				WO-811475				
12-2			G758-8329632	WO-638780	7697855	CABLE, control (MI70)	1	ea
12-2	H1		G740-7348611		112726	PIN, cotter, split, S, pltd, 1/8 x 1/2	1	ea
12-2	H1	5310-012-0393	H101-7043711		120393	WASHER, FLAT, S, cd- or zn-pltd, 1 1/2 ID, 1 1/8 OD, 0.094 thk (cable to hand brake)	1	ea
			G503-7697855		7697855	CLAMP, conduit (superseded by CLAMP 7348611) (MI70)	2	ea
	H1	018-7993	H101-0187993		7348611	CLAMP, conduit (supersedes CLAMP 7697855) (MI70)	2	ea
08-2;			G758-8329632	SP-330086	8329632	BOLT, INTEGRAL LOCK WASHER, ext-teeth, cross-recess, hex-hd, std, S, cd- or zn-pltd, 5/16-18NC x 3/8 (cable clamp to hand brake bracket (1), to transfer case bracket (1))	2	ea
12-3			G503-7324918	WG-4802	7324918	DRUM	1	ea
08-2;			G503-7324918	WO-806026	7324918	BOLT, hex-hd, S, 3/8-24NF-3 x 1 1/2	4	ea
12-3	H1	012-0369	H001-4157601	WO-A997	120369	NUT, PLAIN, HEXAGON, S, cd- or zn-pltd, 3/8-24UNF-2B	4	ea
12-3	H1	5310-012-0382	H001-7025741		120382	WASHER, LOCK, med, S, cd- or zn-pltd, 3/8 in.	4	ea
12-3, 7			G768-8329623	BT-1150	8329623	HANDLE, assy	1	ea
12-3, 7	H1		H101-9409102	WO-806115	9409102	SCREW, hex-hd, w/lock WASHER, S, cd- or zn-pltd, 5/16-24NF-2 x 3/4	8	ea
12-1	H4	752-6949	H004-7526949		7526949	INSULATOR	1	ea
12-1				BT-1020-6		RIVET	1	ea

(1)	(2)	(3)	(4)	(5)	(6)	(7)	(8)	(9)
ILLUSTRATION NO.	REFERENCE SYMBOLS	FEDERAL STOCK NO.	ORDNANCE STOCK NO.	MFR'S PART NO.	ORDNANCE PART NO.	DESCRIPTION	QUANTITY INCORPORATED IN UNIT	UNIT OF ISSUE
08-2			G758-8329633	SP-330087 WG-A34-15 WO-806025	8329633	GROUP 12 - BRAKES - Continued 1201 - HAND BRAKE - Continued LEVER, operating.....	1	ea
12-1				BT-1012-2		LEVER, release.....	1	ea
08-2; 12-3				SP-330091 WO-806034		LINING, brake shoe, inner.....	1	ea
08-2; 12-3				SP-330090 WO-806035		LINING, brake shoe, outer.....	1	ea
12-3	H1	012-0368	H001-4167561		120368	NUT, PLAIN, HEXAGON, lt, s-fin, S, cd- or zn-pltd, 5/16-24NF-2 (hand brake rod)	1	ea
12-1				BT-1011-4		PAWL, ratchet stop.....	1	ea
12-1				BT-1011-5		RIVET, pawl to body.....	1	ea
08-2; 12-3			G758-8329629	SP-330088 WG-A34-18 WO-805777	8329629	PIN, anchor brake.....	1	ea
08-2; 12-3	H1	012-4944	H001-4185761		124944	NUT, PLAIN, HEXAGON, lt, s-fin, S, cd- or zn-pltd, 5/8-18NF-2	1	ea
08-2; 12-3	H1	013-1205	H001-7023871		131205	WASHER, LOCK, S, cd- or zn-pltd, 5/8 in.....	1	ea
12-3, 7	H1	011-9117	H101-0119117		119117	PIN, COTTER, S, cd- or zn-pltd, 3/8 x 1/2 (clevis pin (2), rod to hand brake (1))	3	ea
08-2; 12-3	H1	017-7923	H101-0177923		177923	PIN, COTTER, S, cd-pltd, 1/8 x 3/4 (operating lever)	2	ea
12-3, 7	H1	013-7185	H001-4417731		137185	PIN, COTTER, split, S, pltd, 1/8 x 1 (anchor pin)	1	ea
12-3, 7	H1	012-1741	H001-4541581		121741	PIN, STRAIGHT, HEADED, hardened, S, cd- or zn- pltd, 5/16 x 1 1/8 (rod)	1	ea
08-2; 12-3				TD-RV344 WO-119477		RIVET, tubular, br, 3/8 x 1/4 (inner and outer brake shoe lining)	14	ea
12-3			G758-8329626	WO-806117	8329626	ROD, operating lever.....	1	ea
12-7			G758-8329627	WO-806116	8329627	ROD, operating lever, w/SPRING, assy.....	1	ea
12-1				BT-1012-12		ROD, pawl.....	1	ea
12-1				BT-1150-2		SECTOR, ratchet.....	1	ea
12-1				SP-310059 WG-AA34-12 WO-806028		SHOE, brake, inner, assy.....	1	ea
				SP-310058 WG-AA34-12A WO-806027		SHOE, brake, outer, assy.....	1	ea
08-2; 12-3				TD-T1-3722-V-48		SHOE, inner.....	1	ea

08-2; 12-3				TD-TI-722-8-333			SHOE, outer.....	1	ea
12-1				BT-1029-9A			SPRING, release lever.....	1	ea
12-3, 7				WO-806118	8330948		SPRING, retracting.....	1	ea
				WO-803358	8330948		SPRING, tension.....	1	ea
				WO-809429			SPRING, tension, brake cable (M170).....	1	ea
				WG-A34-63	8329680		STOP, transmission brake (superseded by STOP SP-830150)	1	ea
				SP-330089					
				WO-805778					
08-2; 12-3				SP-330150			STOP, transmission brake (supersedes STOP 8329680).....	1	ea
				WG-A34-63A					
				WO-810822					
12-3, 7	044-6863	HI	H101-0446363	TD-17295227	446363		WASHER, FLAT, hv, S, cd- or zn-pltd, $\frac{5}{16}$ in. (clevis pin and rod to hand brake)	4	ea
				SP-330151					
				WG-4872D			WASHER, spring, S, 0.516 ID, 0.812 OD, 0.094 thk (transmission brake shoe)	2	ea
				WO-810823					
12-3		HI	H101-0144242		144242		YOKE, rod end, $\frac{5}{16}$ -24NF-2 x 2 $\frac{1}{4}$ (rod).....	1	ea
10-6				BX-303133			1202 - SERVICE BRAKES		
				WO-807281	8677617		BRAKE, front, left, assy (self-centering)	1	ea
				BX-303134					
				WO-807282			BRAKE, front, right, assy (self-centering)	1	ea
				BX-303135					
				WO-807283	8677616		BRAKE, rear, left, assy (self-centering)	1	ea
				BX-303136					
				WO-807284			BRAKE, rear, right, assy (self-centering)	1	ea
				BX-23969	5304050		CUP, retainer, shoe hold-down spring.....	16	ea
				WO-391404					
				BX-302691	8329607		ECCENTRIC, adj, shoe.....	8	ea
				WO-805592					
12-4		HI	H001-4167601		120369		NUT, plain, hex, reg, S, cd- or zn-pltd, $\frac{5}{8}$ -24NF-2.....	8	ea
11-4; 12-4	012-0369	HI	H001-7025741		120382		WASHER, lock, med, reg, S, cd- or zn-pltd, $\frac{5}{8}$ in.....	8	ea
11-4	5310-012-0382				7697463		GASKET, rear grease slinger.....	4	ea
12-4	2530-495-9594						LINING, front shoe.....	4	ea
12-4				WO-640886					
				BX-1067S3					
				WO-116551					
12-4				BX-1067S4			LINING, rear shoe.....	4	ea
12-4	5320-700-1411		G518-7001411	WO-116552	7001411		RIVET, tubr, br, $\frac{19}{64}$ x $\frac{1}{4}$, $\frac{19}{64}$ hd dia.....	80	ea
12-4				BX-70S6					
				WO-374586					
12-4				BX-25829			PIN, shoe hold-down spring.....	8	ea
				WO-807874					


(1) ILLUSTRATION NO.	(2) REFER- ENCE SYMBOLS	(3) FEDERAL STOCK NO.	(4) ORDNANCE STOCK NO.	(5) MFR'S PART NO.	(6) ORDNANCE PART NO.	(7) DESCRIPTION	(8) QUANTITY INCORPORATED IN UNIT	(9) UNIT OF ISSUE
						GROUP 12 - BRAKES - Continued		
						1202 - SERVICE BRAKES - Continued		
						PLATE, backing, assy.....	4	ea
	H1	010-0025	G758-8329609	BX-308128 WO-807375	8329609	BOLT, hex-hd, S, 3/8-24NF-3 x 7/8 (front brake) (blind hole)	12	ea
11-4			H001-5421220	WO-807292	100025	BOLT, hex-hd, S, cd- or zn-pltd, 3/8-24NF-3 x 1 1/4 (superseded by BOLT 181370)	12	ea
					181370	BOLT, hex-hd, S, cd- or zn-pltd, 3/8-24NF x 1 1/4 (supercedes BOLT WO-807292) (rear brake backing plate to axle tube flange)	12	ea
11-4				WO-909393		NUT, hex, special, parkerize fin, 3/8-24NF-2 (used on vehicles after serial no. 104502)	12	ea
	H1	012-0869	H001-4167601		120369	NUT, PLAIN, hexagon, reg, cd- or zn-pltd, 3/8-24NF-2 (used on vehicles up to serial no. 104502)	12	ea
11-4	H1	5310-012-0382	H001-7025741		120382	WASHER, lock, med, S, cd- or zn-pltd, 3/8 in (rear brake backing plate to axle tube flange (12) to steer knuckle (12))	24	ea
12-4				BX-303257 WO-808438		PLATE, brake anchor.....	4	ea
12-4				BX-308117 WO-807367		PLATE, brake backing.....	4	ea
12-4				BX-303259 WO-808440		PLATE, brake shoe retainer.....	4	ea
12-4				BX-904616K6 WO-808441		RIVET, rd-hd, 3/8 x 1 (brake anchor plate).....	8	ea
12-4				BX-303138 WO-807371		SHOE, brake, w/o LINING.....	8	ea
				BX-303173 WO-807377		SHOE, front, w/LINING, assy.....	4	ea
				BX-303174 WO-807378		SHOE, rear, w/LINING, assy.....	4	ea
11-4		2530-495-9595	G740-7697464	WO-640888	7697464	SLINGER, grease, rear.....	2	ea
12-4		246-7553	G518-0389792	BX-24784 WO-636863	A804039	SPRING, HELICAL, COMPRESSION, cylindrical, 5 1/2 coils, RH helix, S, 1 1/8 lg	8	ea
12-4		5340-741-2179	G529-7412179	BX-41545	7412179	SPRING, helical, extrn brake shoe return.....	4	ea
12-4			G758-8329611	WO-637905 BX-48772 WO-805602	8329611	SPRING, shoe retainer (anchor end).....	4	ea

1204.1 - MASTER CYLINDER

12-2; 12-7	HI					WO-647582	8677304	BAR, tie (M38A1)	1	ea
12-7			H101-9409117				9409117	BOLT, MACHINE, hex-hd, w/spring lock washer, S, cd- or zn-pltd, $\frac{3}{8}$ -24NF-2 x 3 (master cylinder clutch pedal shaft)	1	ea
12-8						WO-906171	7697465	BAR, tie (master cylinder) (M170)	1	ea
						WO-647606	120370	BOLT, eye, $\frac{1}{8}$ -20NF (pedal to master cylinder)	1	ea
12-7	HI	5305-769-7465	G740-7697465				120370	NUT, plain, hex, $\frac{1}{8}$ -20NF-2	1	ea
12-7	HI	012-0870	H001-4167641				121222	PIN, cotter, split, pltd, $\frac{3}{8}$ x $\frac{3}{4}$	1	ea
12-7	HI	012-1222	H101-0121222				120395	WASHER, fl, light series, S, cd- or zn-pltd, $\frac{1}{8}$ in.	1	ea
12-5	HI	5310-012-0395	H001-7043771				7375440	BOLT, sp, hex-hd, S, $\frac{1}{2}$ -20NF-2 x 1 $\frac{1}{2}$ (master cylinder outlet fitting)	1	ea
		2530-737-5440	G503-7375440			LO-FC3474		BOOT, eye bolt to tank	1	ea
12-5		2530-737-5176	G740-7375176			WO-637605	7375176	CAP, filler (used w/CYLINDER 7416524)	1	ea
03-8; 12-5		2530-741-1069	G744-7411069			LO-FC12496	7411069	CAP, filler (used w/CYLINDER 7416524)	1	ea
		753-9310	G740-7539310			WO-801987	7539310	CAP, filler (used w/CYLINDER 7697478)	1	ea
		2530-359-0456	G740-7697477			LO-FC14577	7697477	COVER, supply tank (used w/CYLINDER 7697478)	1	ea
	HI	5305-011-1655	H101-0111655			WO-119513	111655	SCREW, THREADED, hex-hd, S, No. 14 (0.242) x $\frac{3}{4}$ in.	6	ea
12-5		2530-741-7607	G503-7417607			LO-FD2108H	7417607	CUP, ru, primary, piston	1	ea
		2530-769-7478	G740-7697478			WO-637590	7697478	CYLINDER, master, assy (AL body) (optional w/CYLINDER 7416524)	1	ea
12-5, 7		2530-741-6524	G740-7416524			LO-FE3441C	7416524	CYLINDER, master, assy (CI body) (optional w/CYLINDER 7697478)	1	ea
						WO-648069		CYLINDER, master, w/eye BOLT and SWITCH, assy (AL) (optional w/CYLINDER WO-807204)	1	ea
						LO-FE14054B		CYLINDER, master, w/eye BOLT and SWITCH, assy (CI) (optional w/CYLINDER WO-807203)	1	ea
						WO-805238		FITTING, outlet	1	ea
						WO-807203		GASKET, filler cap (used w/CYLINDER 7416524)	1	ea
12-5		2530-737-2342	G503-7372342			LO-FC5727	7372342	GASKET, filler cap (used w/CYLINDER 7697478)	1	ea
		2530-740-9316	G744-7409316			WO-A657	7409316	GASKET, outlet fitting, 0.510 ID, $\frac{13}{16}$ OD, $\frac{1}{2}$ thk	1	ea
		5330-737-3354	G742-7373354			LO-FC7870	7373354	GASKET, outlet fitting bolt, 0.600 ID, $\frac{13}{16}$ OD, 0.032 thk	1	ea
12-5		5330-521-4539	G508-5214539			WO-119162	5214539	GASKET, supply tank cover (used w/CYLINDER 7697478)	1	ea
						WO-648974	5160323	GASKET, outlet fitting	1	ea
12-5		5330-516-0323	G508-5160323			LO-FC602	5160323	GASKET, outlet fitting	1	ea
		2530-359-0445	G740-7697476			WO-637604	7697476	GASKET, supply tank cover (used w/CYLINDER 7697478)	1	ea
12-5						LO-FC603	8673967	PISTON, assy	1	ea
						WO-637606				
						LO-FC10946				
						WO-647289				
						LO-FC11140				
						WO-647286				

1204.1

(1) ILLUSTRATION NO.	(2) REFERENCE SYMBOLS	(3) FEDERAL STOCK NO.	(4) ORDNANCE STOCK NO.	(5) MFR'S PART NO.	(6) ORDNANCE PART NO.	(7) DESCRIPTION	(8) QUANTITY INCORPORATED IN UNIT	(9) UNIT OF ISSUE
GROUP 12 - BRAKES - Continued								
1204.1 - MASTER CYLINDER - Continued								
12-5			G758-8382083	WO-809082	8382083	PLUG, ventilation, filler cap, CI or S, cd- or zn-pltd, 1/8-27NPTF (used on vehicles after serial No. 29295)	1	ea
12-5		2530-359-0816	G740-7697473	LO-FC2922E LO-FC11067	7697473	RETAINER, piston return spring	1	ea
12-5		2530-378-7735	9240-FC6010	WO-647282 LO-FC6010		ROD, push	1	ea
12-7			G758-8329668	WO-637583		SEAT, check	1	ea
12-7	HI		HI01-9409116	WO-806162		SHIELD, assy (welded)	1	ea
12-7	HI	5310-012-0394	H001-7043741			BOLT, machine, hex-hd, w/spring lock washer, S, cd- or zn-pltd, 3/8-24NF-2 x 2 3/4 in.	1	ea
12-7	HI	5310-012-0395	H001-7043771			WASHER, FLAT, light series, S, cd- or zn-pltd, 3/8 in.	1	ea
12-5			G758-8381874	LO-FC11471	8381874	WASHER, FLAT, light series, S, cd- or zn-pltd, 1/8 in.	1	ea
12-5			G740-7418140	LO-FC11473	7418140	SPRING, piston return	1	ea
12-5				WO-647492		SPRING, piston return, w/RETAINER and check VALVE, assy	1	ea
12-5				LO-FE2693		TANK, supply (used w/CYLINDER 7416524)	1	ea
12-5				WO-643671		TANK, supply (used w/CYLINDER 7697478)	1	ea
12-5				LO-FE3111		VALVE, check, piston return spring	1	ea
12-5				WO-800028		VALVE, w/SEAT, assy	1	ea
12-5				LO-FC11432A		WASHER, flat, piston	1	ea
12-5				WO-811645		RING, locking	1	ea
12-5				LO-FC14442				
12-5		5310-737-2318	G503-7372318	LO-FC14297	7372318	WASHER, flat, piston	1	ea
12-5		736-2371	G503-7362371	WO-637597 LO-FC2327	7362371		1	ea
12-5				WO-637598				
12-6		2530-734-8609	G740-7348609	LO-FC13090	7348609	BOOT, front wheel cylinder (1 in.)	4	ea
12-6		2530-734-8610	G740-7348610	WO-802550 LO-FC13091	7348610	BOOT, rear wheel cylinder (0.75 in.)	4	ea
12-6		2530-773-5312	G085-7735312	WO-802551 LO-FC1499	7735312	CUP, front wheel cylinder	4	ea
12-6		2530-734-8852	G503-7348852	WO-637579 LO-FC4158	7348852	CUP, rear wheel cylinder	4	ea
12-6				WO-A6116				




12-6				G758-8328442	LO-FD7378 WO-A1737 BX-303141 LO-FD16534 WO-807356	8328442	CYLINDER, front wheel.....	ea
12-4, 6				G758-8328443	LO-FD7544 WO-A6112 BX-303142 LO-FD16535 WO-807357	8677097 8328443	CYLINDER, rear wheel brake..... CYLINDER, rear wheel, assy.....	ea ea
12-4	H1	042-3553		H101-0423553	LO-FC10311 WO-642014 LO-FC12416 LO-FC5889 WO-637578	423553	BOLT, INTEGRAL LOCK WASHER, ext-teeth type, hex-hd, S, cd- or zn-pltd, 1/4-20NC-2 x 3/8 INSERT, shoe guide (front wheel cylinder).....	ea ea
				G740-7697459	LO-FC10310 WO-642013 LO-FC8776 WO-A6114 LO-FC16536 WO-807411 LO-FC5999A WO-637539	7697459	INSERT, shoe guide (rear wheel cylinder)..... PISTON, front wheel cylinder.....	ea ea
12-6				G758-8328444	LO-FC10310 WO-642013 LO-FC8776 WO-A6114 LO-FC16536 WO-807411 LO-FC5999A WO-637539	8328444	PISTON, front wheel cylinder, assy.....	ea
12-6		2510-737-2838		G740-7697460	LO-FC8776 WO-A6114 LO-FC16536 WO-807411 LO-FC5999A WO-637539	7697460	PISTON, rear wheel cylinder.....	ea
12-6				G758-8328445	LO-FC16536 WO-807411 LO-FC5999A WO-637539	8328445	PISTON, rear wheel cylinder, assy.....	ea
12-6		2530-769-7462		G740-7372838	LO-FC3024B WO-639949 LO-FC6003 WO-637545 LO-FC12411 WO-648674	7372838	SEAT, tube, front and rear wheel cylinder.....	ea
12-6				G740-7697461	LO-FC3024B WO-639949 LO-FC6003 WO-637545 LO-FC12411 WO-648674	7697461	SPRING, return, front wheel cylinder piston.....	ea
12-6				G503-7371112	LO-FC6003 WO-637545 LO-FC12411 WO-648674	7371112	SPRING, return, rear wheel cylinder piston.....	ea
12-6				G740-7697462	LO-FC12411 WO-648674	7697462	VALVE, bleeder, wheel cylinder, hydraulic brake.....	ea
11-2				SP-18602 WO-802509 WO-A1378	8677054	BRACKET, rear axle line tee.....	1204.5-LINES	ea
12-7	H4	5340-737-2838		G740-7372838	WO-802509 WO-A1378	7372838	CLAMP, closed, 3/8 in. line.....	ea
12-8	H4			H104-0126166		126166	CLIP, closed, S, cd- or zn-pltd, 1/4 OD tube, hole for 3/8 bolt (brake line under rear axle cover bolt)	ea
12-7	H4			H104-0140776		140776	CLIP, closed, S, phos-ctd, 1/4 OD tube, hole for 3/8 bolt ((1) superseded by CLIP 125912 for M38A1) (brake tube to rear axle)	ea
12-7	H4			H104-0125912		125912	CLIP, closed, S, cd- or zn-pltd, 1/4 OD tube, hole for 3/8 bolt (supersedes (1) CLIP 140776 for M38A1) (brake tube to rear axle)	ea
12-7		2530-371-4134		G085-7785289	WO-637427	7735289	CLIP, lock, hose to bracket.....	ea

(1) ILLUSTRATION NO.	(2) REFER- ENCE SYMBOLS	(3) FEDERAL STOCK NO.	(4) ORDNANCE STOCK NO.	(5) MFR'S PART NO.	(6) ORDNANCE PART NO.	(7) DESCRIPTION	(8) QUANTITY INCOR- PORATED IN UNIT	(9) UNIT OF ISSUE
						GROUP 12-BRAKES - Continued		
						1204.5 -- LINES -- Continued		
	H4		H104-0432666		432666	CLIP, type E, S, phos-ctd, 3/16 in (brake tubes to frame) (superseded by CLIP 145409)	4	ea
12-7, 8	H4		H104-0145409		145409	CLIP, tube, 3/16 (brake tubes to frame) (supersedes CLIP 432666, M38A1) (4 used on M38A1) (5 used on M170)	5	ea
12-7		2530-495-8677	G740-7372834	WO-637426	7372834	GASKET, cop, brake line tee fitting	2	ea
10-4		2530-703-2625	G740-7032625	SP-18590 WO-802298	7032625	GUARD, front flexible line	2	ea
12-7		2530-737-2835	G740-7372835	WO-800896	7372835	LINE, flex, front axle tee to master cylinder line, assy (11 in. lg)	1	ea
12-7		2530-737-2836	G740-7372836	WO-800953	7372836	LINE, flex, left and right, front brake, assy (6 in. lg)	2	ea
12-7		2530-737-2837	G740-7372837	WO-800952	7372837	LINE, flex, rear axle tee to master cylinder line, assy (15 in. lg)	1	ea
12-7				WO-801393	8677344	LINE, front axle tee to left flex line, assy	1	ea
					142431	Composed of:		
					44-T-5080- 10	2 NUT		
						1 TUBE		
12-7				WO-806163	8677426	LINE, front axle tee to master cylinder, assy	1	ea
						Composed of:		
					137396	2 NUT		
					44-T-5080- 10	1 TUBE		
12-7				WO-801394	8677345	LINE, front axle tee to right flex line, assy	1	ea
						Composed of:		
					142431	2 NUT		
					44-T-5080- 10	1 TUBE (33 1/8 in.)		
12-7		2530-368-4866	G503-7371009	WO-A1488	7371009	LINE, front brake cylinder to flex line, assy	1	ea
						Composed of:		
					142431	2 NUT		
					44-T-5080- 10	1 TUBE		
12-8				WO-808905	142431	LINE, master cylinder rear, assy (M170)	1	ea
						Composed of:		
					142431	2 NUT		
					44-T-5080- 10	1 TUBE (87.5 in.)		

12-7				WO-806721	8677618	LINE, master cylinder to rear flex line, assy (M88A1) Composed of: 2 NUT 1 TUBE (62%)	1	ea
				WO-640942	8673473 142431 44-T-5080-10	LINE, rear axle tee to left brake cylinder, assy Composed of: 2 NUT 1 TUBE (27 1/2 in.) (superseded by LINE WO-905857)	1	ea
12-7-8				WO-905857	142431 44-T-5080-10	LINE, rear axle tee to left brake cylinder, assy Composed of: 2 NUT 1 TUBE (25 in.) (supersedes LINE 8673473)	1	ea
				WO-640943	8673474 142431 44-T-5080-10	LINE, rear axle to right brake cylinder, assy Composed of: 2 NUT 1 TUBE (30 1/2 in.) (superseded by LINE WO-905858)	1	ea
12-7, 8				WO-905858	142431 44-T-5080-10	LINE, rear axle to right brake cylinder, assy Composed of: 2 NUT 1 TUBE (25 in.) (supersedes LINE 8673474)	1	ea
	H6	014-2431	H006-0230209		142431 44-T-5080-10	NUT, inverted flared tube coupling, br, plain, 3/8-24NF-2 x 3/8, male end (optional w/NUT, 137396)	14	ea
	H6	013-7396	H006-0230308		137396	NUT, inverted flared tube fitting, S, cd- or zn-pltd, 3/8-24NF-2 x 3/8 (optional w/NUT 142431)	14	ea
12-7			G740-7418146	WO-804201	7418146	RING, RETAINING, brake tubing (front (2), rear (1))	3	ea
12-7			G740-7372839	WO-649859	7372839	TEE, front axle	1	ea
12-7	H1	042-3555	H101-0423555		423555	BOLT, INTEGRAL LOCK WASHER, ext-teeth, hex-hd, S, cd- or zn-pltd, 1/4-20NC-2 x 1 1/8	1	ea
12-7			G503-7372343	LO-FC5778 WO-637432	7372343	Washer, rear axle	1	ea
12-7	H1	018-7263	H101-0187263		187263	BOLT, hex-hd, integral lock washer, ext-teeth, S, cd- or zn-pltd, 1/4-20NC-2 x 3/8	1	ea
	H7		H007-0218040		44-T-5080-10	TUBING, cop, seamless, soft, anld, size 3/8, 0.188 OD, thk of wall 0.035	1	ft
02-2			G740-7372840	WO-801664	7372840	1206 - PEDAL AND CONNECTIONS BEARING, PLAIN, SLEEVE, shaft retainer bracket. BRACKET, shaft retainer. BRACKET, shaft retainer, w/BUSHING, assy. BOLT, mach, hex-hd, S, cd- or zn-pltd, 3/8-24NF-3 x 1 1/8 NUT, self-lkg, hex, S, cd- or zn-pltd, 3/8-24NF-3	2	ea
				WO-801663	8673316		1	ea
12-7	H1	2530-769-7452	G740-7697452		7697452		1	ea
12-7			H001-5421281		128584		3	ea
12-7	H1	050-3351	H001-4040541		503351		3	ea


(1) ILLUSTRATION NO.	(2) REFERENCE SYMBOLS	(3) FEDERAL STOCK NO.	(4) ORDNANCE STOCK NO.	(5) MFR'S PART NO.	(6) ORDNANCE PART NO.	(7) DESCRIPTION	(8) QUANTITY INCORPORATED IN UNIT	(9) UNIT OF ISSUE
						GROUP 12—BRAKES—Continued		
						1296—PEDAL AND CONNECTIONS—Continued		
	H16	050-4208	H016-0504208		504208	FITTING, lubr, hyd type, S, cd- or zn-pltd, male thread, 1/8-27NPT, ball check valve	3	ea
12-7		2530-769-7466	G740-7697466	WO-807327	8673366	PAD	1	ea
12-7	H1		H101-9409103	WO-807329	7697466	PAD, assy	1	ea
						BOLT, MACHINE, hex-hd, w/spring lock washer, S, cd or zn-pltd, 5/16-18NC-2 x 1 1/4	1	ea
12-7			G750-8328436	WO-807208	8328436	PAD, shank (superseded by PAD WO-906638)	1	ea
				WO-906638		PAD, shank (supersedes PAD 8328436)	1	ea
				WO-647634	8673397	PEDAL, brake (optional w/PEDAL 8673482)	1	ea
				WO-647635	8678482	PEDAL, brake (optional w/PEDAL 8673897)	1	ea
				WO-800527	7697463	PEDAL, brake, assy	1	ea
12-7; 18-6			G740-7697453			PIN, cotter, split, S, pltd, 5/8 x 1 1/2 (brake pedal shaft)	1	ea
12-7	H1	013-7228	H101-0137228	WO-A495	7340237	SHAFT, pedal (welded)	1	ea
02-2; 12-7		2530-734-0237	G503-7340237	WO-630593	8387940	SPRING, retracting	1	ea
12-7			G503-8387940	WO-650684	7697454	SPRING, shank pad	1	ea
12-7		5340-769-7454	G740-7697454	WO-A498	7372827	WASHER, FLAT, sp, S, 1 1/2 ID, 1 1/2 OD, x 1/8 thk (shaft)	1	ea
12-7		5310-456-6298	G740-7372827	WO-A498	7372827	WASHER, FLAT, S, 1 1/2 ID, 1 1/2 OD, 0.0747 thk (brake pedal shank draft pad) (superseded by WASHER 7954265)	1	ea
				WO-A6360	7375065	WASHER, FLAT, S, cd-pltd, 1 1/2 ID, 1 1/2 OD, 0.0747 thk (brake pedal shank draft pad) (supersedes WASHER 7375065)	1	ea
12-7				WO-641929	7954265			
						GROUP 13—WHEELS, HUBS, AND DRUMS		
						1311—WHEELS, HUBS, AND DRUMS		
10-4, 6;		2530-737-5143	G740-7375143	WO-800798	7375143	CAP, hub	4	ea
11-4								
10-4, 6	H12	100-3526	H012-6141280		705423	CONE, tapered roller bearing, MIL-STD-CODE 711-18590-3000 (includes rollers and cage, SR, 1.6250 bore, 0.6875 width) (front axle)	4	ea
11-4	H12		H012-6149800		705447	CONE, tapered roller bearing, MIL-STD-CODE 711-25877-3000 (includes rollers and cage, SR, 1.3750 bore, 0.9688 width) (rear axle)	2	ea
10-4, 6	H12		H012-6219420		706836	CUP, tapered roller bearing, MIL-STD-CODE 711-18520-1000 (SR, 2.8750 OD, 0.5000 width) (front axle)	4	ea

(1) ILLUSTRATION NO.	(2) REFERENCE SYMBOLS	(3) FEDERAL STOCK NO.	(4) ORDNANCE STOCK NO.	(5) MFR'S PART NO.	(6) ORDNANCE PART NO.	(7) DESCRIPTION	(8) QUANTITY INCORPORATED IN UNIT	(9) UNIT OF ISSUE
						GROUP 13—WHEELS, HUBS, AND DRUMS—Continued		
11-4		5330-737-5137	G740-7375137	WO-640885	7375137	1311 --WHEELS, HUBS, AND DRUMS—Continued SEAL, PLAIN, ENCASED, grease, axle shaft, (super-sealed by SEAL 8332519)	2	ea
10-4, 6			G758-8332519	WO-646239	8332519	SEAL, PLAIN, ENCASED, grease, axle shaft, assy (supersedes SEAL 7375137)	2	ea
10-4, 6		5310-769-6521	G503-7696521	SP-17017 WO-A867	7696521	WASHER, KEY, lock, S, 1 ¹ / ₄ (front axle wheel bearing nut)	2	ea
15-3		5310-769-6520	G503-7696520	SP-17015 WO-A865	7696520	WASHER, KEY, lock, S, 1 ¹ / ₄ (front axle wheel bearing)	2	ea
15-3	H14		G503-7387807	KHW-38702 WO-801762	7387807	WHEEL, assy (16 x 4.50)	5	ea
10-6	H14		H014-5232405		5232405	NUT, CONE SEAT, HEX, S, 1/2-20NF-2, RH thd, wheel stud (front and rear (10) spare wheel (3))	13	ea
11-4	H14	5305-732-8294	H014-5232404		5232404	NUT, CONE SEAT, HEX, S, 1/2-20NF-2 (LH thd, wheel stud) (grooved head)	10	ea
	H14	5305-732-8293	H014-7328294		7328294	STUD, BOLT, RIBBED SHOULDER, 1/2-20NF-3 x 1.42, left thd (wheel hub, front)	10	ea
	H14		H014-7328293		7328293	STUD, BOLT, RIBBED SHOULDER, 1/2-20NF-3 x 1.42 right thd (front and rear)	10	ea
						1313—TIRES AND TUBES		
	H14	052-0944	H014-0520944		520944	CAP, TIRE VALVE, screwdriver type	5	ea
	H14	050-1229	H014-0501229		501229	CORE, VALVE, TIRE	5	ea
	H14		H014-0520894		520894	SLEEVE, tire valve mtg (for valves of 6.00-16 tubes when mtd w/BEADLOCKS) (use on vehicles through serial no. 88569)	5	ea
				WO-801899	8677073	TIRE, pneumatic, 7.00-16, 6-ply, w/TUBE 7.00-16, assy (optional w/TIRE 8676975)	5	ea
				WO-800044	8676975	TIRE, pneumatic, 7.00-16, 6-ply, cross-country tread, w/TUBE 7.00-16, assy (optional w/TIRE 8677073)	5	ea
	H14	2610-269-9586	H014-0511830		511830	TIRE, PNEUMATIC, truck and bus, 6-ply, cross-country tread, 7.00-16 (new) (optional w/TIRE 8677074)	5	ea
				WO-801900	8677074	TIRE, pneumatic, truck and bus, 6-ply, cross-country tread, block, 7.00-16 (new) (optional w/TIRE 511830)	5	ea
	H14	2610-269-7832	H014-0519252		519252	TUBE, INNER, PNEUMATIC TIRE, truck and bus, 7.00-16 (new) (optional w/TUBE 8677075)	5	ea
				WO-801901	8677075	TUBE, pneumatic tire, truck and bus, 7.00-16 (new) (optional w/TUBE 519252)	5	ea



RA.P.D. 1811654

Figure 14-1. Steering gear, assy (8892519)

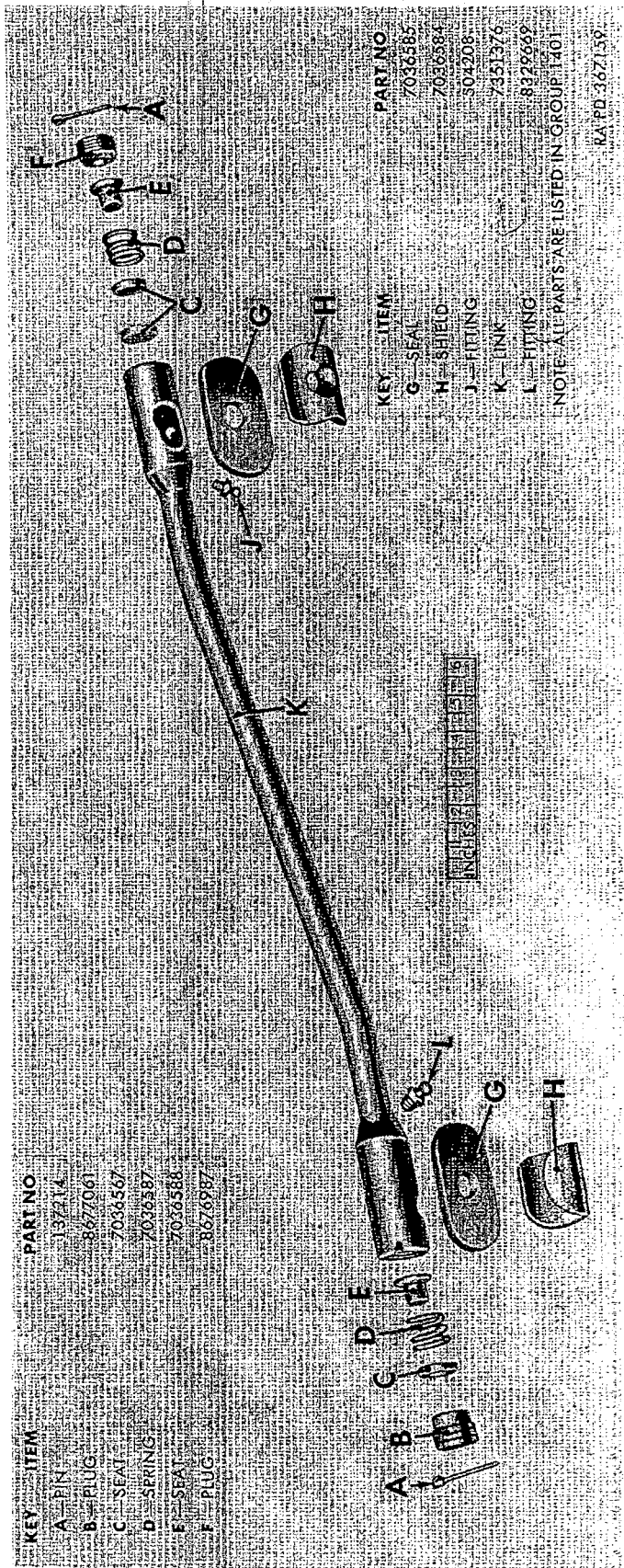


KEY	ITEM	PART NO.	GROUP
A	SWITCH ASSY	3324682	2051
B	GASKET	8325688	00511
C	ADAPTER	8676014	0051
D	HOUSING	8676228	1401
E	NUT	1124246	1401
F	WASHER	31014	1401
G	LAMP	7443445	1401
H	SEAL	7473541	1401
J	BEARING	7375538	1401
K	BEARING	7375539	1401
L	PLUG	4088666	1401
M	TUBE	7275397	1401
N	RING	7699587	1401
P	COUPLER	7367832	1401
Q	BALL	104917	3001
R	SHAFT ASSY	8332750	1401
S	GASKET	8749277	1401
T	SHIM	7699436	1401
U	COVER	58612003	1401
V	WASHER	120838	1401
W	SCREW	212641	1401
X	SEAL	8882951	1401
Y	WHEEL	2175356	1401
Z	NUT	7412526	1401

NOTE—ITEM 8 INCLUDES NUT
7412577

KEY	ITEM	PART NO.	GROUP
MA	NUT	70763	1401
MB	WASHER	1401	1401
MC	LAMP	359908	1401
MD	SCREW	132768	1401
ME	JACKET	7080039	1401
MF	SEAL	7412800	1401
MG	PLATE	30002	1401
MH	WASHER	30002	1401
MI	RAC	30002	1401
MJ	RAC	30002	1401
MK	RING	30002	1401
ML	SPRING	7696378	1401
MM	CAP	711222	1401
MN	WASHER	30002	1401
MO	SCREW	30002	1401
MP	NUT	30002	1401
MQ	NUT	30002	1401
MR	SCREW	30002	1401
MS	SCREW	30002	1401
MT	SCREW	30002	1401
MU	SCREW	30002	1401
MV	SCREW	30002	1401
MW	SCREW	30002	1401
MX	SCREW	30002	1401
MY	SCREW	30002	1401
MZ	SCREW	30002	1401

Figure 14-2. Steering gear and related parts—exploded view



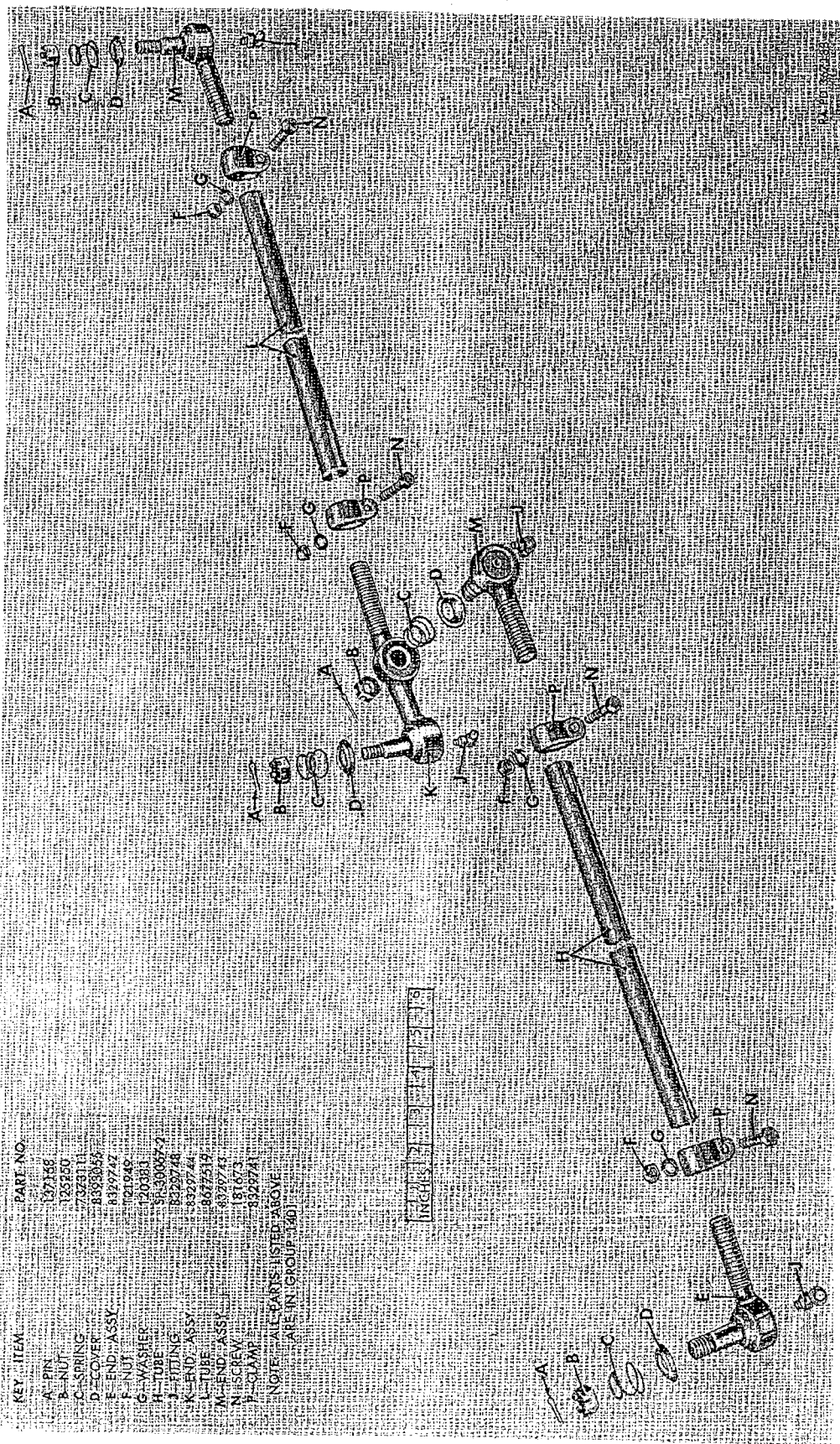
KEY ITEM	PART NO
A - PIN	737214
B - PLUG	8677061
C - SEAT	7038567
D - SPRING	7038397
F - SEAL	7038588
F - PLUG	8676987

KEY ITEM	PART NO
G - SEAL	7038585
H - SHIELD	7038584
J - FITTING	504208
K - LINK	7351376
L - FITTING	8929692

NOTE: ALL PARTS ARE LISTED IN GROUP 1401
 RA PD: 367159

INCHES 0 1 2 3 4 5 6

Figure 14-3. Drag link—exploded view



KEY ITEM	PART NO.
A - PIN	132166
B - NUT	125250
C - SPRING	7338111
D - COVER	8383655
E - END ASSY	8329242
F - NUT	1021940
G - WASHER	120383
H - TUBE	56300679
I - FITTING	8329748
J - END ASSY	8329744
K - TUBE	8672519
L - END ASSY	8329741
M - SCREW	181693
N - CLAMP	8329741

NOTE - ALL PARTS LISTED ABOVE ARE IN GROUP 1401

Figure 14-4. Steering tie rod—exploded view

(1) ILLUSTRATION NO.	(2) REFERENCE SYMBOLS	(3) FEDERAL STOCK NO.	(4) ORDNANCE STOCK NO.	(5) MFR'S PART NO.	(6) ORDNANCE PART NO.	(7) DESCRIPTION	(8) QUANTITY INCORPORATED IN UNIT	(9) UNIT OF ISSUE
GROUP 14—CONTROLS								
1401—STEERING CONTROLS								
14-2		2530-741-2445	G740-7412445	WO-804535	7412445	ARM, Pitman	1	ea
14-2	H2		H002-0100130		104919	BALL, S, gr 2, 3/8 in. (cam thrust bearing)	22	ea
14-2	H12		H012-7375185	RG-400028	7375185	BALL, steering column bearing	22	ea
		3120-787-5349	G740-7375349	RG-064008 WO-647099	7375349	BEARING, bushing type, bellcrank pivot shaft inner race spacer, 0.8750 ID, 1.1260 OD, 1.636 lg	1	ea
14-2	H12		H012-0712159		712159	BEARING, bushing type, Pitman shaft inner (in housing)	1	ea
		3120-737-5348	G740-7375348	RG-064004 WO-647098	7375348	BEARING, needle, open end, no inner race, 1 1/8, 1 3/8, 1/2 width (bellcrank)	2	ea
14-2				RG-063983 WO-801422	8677346	BEARING, PLAIN SLEEVE, Pitman shaft outer (in housing)	1	ea
						BEARING, steering column, assy	1	ea
						Composed of:		
				RG-400023	8677020	22 BALL	1	ea
				RG-400049	7375183	1 RACE	1	ea
				RG-400050	124145	1 RACE	1	ea
				RG-401138		1 RING		
				WO-647008		BELLCRANK, steering		
				WO-800867		BELLCRANK, steering, assy		
		2530-737-5183	G740-7375183		120370	BOLT, mach, hex-hd, S, cd- or zn-pltd, 1/16-20NF-3 x 2 1/2 (used after vehicle serial No. 50397)	1	ea
	H1	012-4145	H101-0124145		124139	NUT, plain, hex, S, cd- or zn-pltd, 1/16-20NF-2	1	ea
	H1	012-0370	H001-4167641		120370	SCREW, mach, hex-hd, S, cd- or zn-pltd, 1/16-20NF-3 x 2 1/2 (used through vehicle serial No. 50397)	1	ea
	H1	012-4139	H001-5423121		124139	SCREW, mach, hex-hd, S, cd- or zn-pltd, 1/16-20NF-3 x 2 1/2 (used through vehicle serial No. 50397)	1	ea
	H1	5310-012-0383	H001-7025771		120383	WASHER, lock, med, S, cd- or zn-pltd, 1/16 in.	1	ea
		3120-741-6462	G503-7416462	WO-A1277	7416462	BUSHING, webbing, 5 in lg, 1 1/2 in. wide, 1/8 in. thk (jacket support clamp)	1	ea
14-4			G753-8329741	SP-30068 WO-806746	8329741	CLAMP, end, tie rod	4	ea
14-4	H1	012-1949	H001-4171641		121949	NUT, plain, hex, 1/16-20NF-3	4	ea
14-4	H1	018-1673	H001-5457081		181673	SCREW, mach, 1/16-20NF-3 x 1 1/8	4	ea
14-4	H1	5310-012-0383	H001-7025771		120383	WASHER, lock, med, S, cd- or zn-pltd, 1/16 in.	4	ea
		5340-737-5347	G740-7375347	WO-649995	7375347	CLAMP, jacket support	1	ea
	H1	042-5591	H101-0425591		425591	BOLT, integral lock washer, ext-teeth, hex-hd, S, cd- or zn-pltd, 5/16-24NF-2 x 3/8	2	ea
	H1	012-0368	H001-4167561		120368	NUT, plain, hex, reg, S, 5/16-24NF-2	2	ea

(1) ILLUSTRATION NO.	(2) REFERENCE SYMBOLS	(3) FEDERAL STOCK NO.	(4) ORDNANCE STOCK NO.	(5) MFR'S PART NO.	(6) ORDNANCE PART NO.	(7) DESCRIPTION	(8) QUANTITY INCORPORATED IN UNIT	(9) UNIT OF ISSUE
GROUP 14—CONTROLS—Continued								
1401—STEERING CONTROLS—Continued								
14-2		2530-769-6374	G503-7596374	RG-502282 WO-A636 RG-475104 WO-A636	7696374 8393048	CLAMP, mtg, steering jacket to housing, w/BOLT, NUT, and WASHER, assy CLAMP, steering column	1 1	ea ea
14-2	H1	012-0368	H001-4167561		120368	NUT, plain, hex, reg, s-fin, S, $\frac{5}{16}$ -24NF-2	1	ea
14-2	H1	012-3798	H101-0123798		123798	SCREW, machine, $\frac{5}{16}$ -24NF-3 x 1 $\frac{3}{4}$	1	ea
14-2	H1	013-8538	H001-7021771		138538	WASHER, lock, int-teeth, S, cd- or zn-pltd, $\frac{5}{16}$ in.	1	ea
14-4			G503-8393055	SP-16067 WO-A844 WO-807477 WO-807475	8393055 8329723 8673368	COVER, grease retn, tie rod end COVER, housing side COVER, housing side, assy	4 1 1	ea ea ea
14-2			G758-8329723		8329723 5175255	Composed of: 1 COVER 1 NUT		
14-2	H1	021-3698	H001-1013021	RG-029021 WO-639121	8329728	1 SET SCREW	4	ea
14-2		5310-360-7403	G102-5322952	RG-126023 WO-804386	213698 5322952	SCREW, cap, hex-hd, S, $\frac{5}{16}$ -18NC-2 x 1 WASHER, FLAT, br, cap, S, cd- or zn-pltd, 0.328 ID, 0.562 OD COVER, housing upper	4 4 1	ea ea ea
14-2	H1	021-4644	H101-0214644		214644	SCREW, MACHINE, shoulder, hex-hd, S, $\frac{5}{16}$ -18NC-2 x $\frac{3}{4}$	3	ea
14-2	H1	5310-012-0638 2530-741-2446	H001-7018711 G740-7412446	RG-500824 WO-804385	120638 7412446	WASHER, lock, heavy, S, cd- or zn-pltd, $\frac{5}{16}$ in. COVER, housing upper, w/SEAL, assy (used w/GEAR 8329724) (superseded by COVER 832552)	3 1	ea ea
14-2			G758-8332552	RG-126023	8332553 8332552	Composed of: 1 COVER 1 SEAL	1	ea
14-2			G503-7367859	RG-500931 WO-808442	8332551 7367859	COVER, housing, upper w/SEAL, assy (used w/GEAR 8332549) (supersedes COVER 7412446) Composed of: 1 COVER 1 SEAL	2	ea
14-4			G758-8329742	RG-126023 RG-400025 WO-639102 SP-20071X WO-806749 TP-SV832A	8329742	CUP, ball, cam shaft thrust bearing END, assy (lht)	1	ea

14-4				G758-8329743	SP-20070X TP-14SV331A WO-806750	8329743	END, assy (rht)	2	ea
14-4	H1	012-5250		H001-4217681		125250	NUT, slotted, hex, lt, s-fin, S, cd- or zn-pltd, 1/2-20NF-2	4	ea
14-4	H1	013-7168		H101-0137168		137168	PIN, cotter, split, S, pltd, 5/8 x 3/8	4	ea
14-4				G758-8329744	SP-20072X TP-14SV333A WO-806752	8329744	END, tie, rod to bellcrank (lht)	1	ea
14-3	H16			G758-8332476	WO-809189	8332476	END, w/lubr FITTING, assy (lht)	1	ea
14-4				G758-8332474	WO-809190	8332474	END, w/lubr FITTING, assy (lht)	1	ea
				G758-8332475	WO-809191	8332475	END, w/lubr FITTING, assy (rht)	2	ea
14-3	H16			H016-8329669		8329669	FITTING, lubr, hyd type, bellcrank 90 deg, 1/2NPT (drag link)	1	ea
14-4				G758-8329748	AD-1911B WO-806430	8329748	FITTING, lubr, hyd type (90 deg) 1/4-28NF male, 3/4 in. overall lg	4	ea
14-3	H16	050-4208		H016-0504208		504208	FITTING, lubr, hyd type, S, cd- or zn-pltd, male thd, 1/2-27NPT (ball check valve)	2	ea
14-2				G758-8329725	RG-TL129000 WO-807476	8329725	GASKET, housing side cover	1	ea
14-2		2530-741-2577		G740-7412577	RG-033092 WO-804399	7412577	GASKET, housing upper cover	2	ea
				G758-8329724	WO-805676	8329724	GEAR, steering, w/o steering WHEEL and Pitman ARM, assy (superseded by GEAR 8332549)	1	ea
14-1				G758-8332549	RG-TL13019 WO-808444	8332549	GEAR, steering, w/o steering WHEEL and Pitman ARM, assy (19-17-19 ratio) (supersedes GEAR 8329724)	1	ea
	H1	012-0370		H001-4167641		120370	NUT, plain, hex, 1/2-20NF-2	3	ea
	H1	012-4155		H101-0124155		124155	SCREW, CAP, HEXAGON-HEAD: low-carbon-S, cd- or zn-pltd, 1/2-20NF-2A x 3	3	ea
14-2	H1	017-8571		H001-7124761	RG-TL122003 WO-805677	178571	WASHER, lock, ext-int-teeth, S, cd- or zn-pltd, 1/2 in. HOUSING	6	ea
				G758-8329726	RG-505765 WO-807473	8329726	HOUSING, assy	1	ea
				G758-8332550	WO-809200	8332550	JACKET, w/BEARING, assy (used w/GEAR 8332549)	1	ea
14-2		2530-741-2576		G740-7412576	WO-804390	7412576	JACKET, w/BEARING, assy (used w/GEAR 8329724)	1	ea
				G740-7351376	WO-804391		JACKET, tube (used w/GEAR 8329724)	1	ea
14-3		2530-737-5182		G740-7375182	WO-809192 WO-646620 CA-H11371 WO-801264	7351376	JACKET, tube (used w/GEAR 8332549)	1	ea
						7375182	LINK, drag	1	ea
							LINE, drag, assy	1	ea

(1) ILLUSTRATION NO.	(2) REFERENCE SYMBOLS	(3) FEDERAL STOCK NO.	(4) ORDNANCE STOCK NO.	(5) MFR'S PART NO.	(6) ORDNANCE PART NO.	(7) DESCRIPTION	(8) QUANTITY INCORPORATED IN UNIT	(9) UNIT OF ISSUE
GROUP 14—STEERING CONTROLS—Continued								
1401—STEERING CONTROLS—Continued								
				WO-800868	8677933	LINK, drag, w/FITTINGS, assy.....	1	ea
14-2						Composed of:		
					504208	1 FITTING		
					8329669	1 FITTING		
			G102-5176255	RG-021162	7375182	1 LINK		ea
				WO-807472	5175255	NUT, locking, plain, hexagon, lt, s-fin, S, 1/2-20NF-2 (adj screw)	1	ea
14-3		5310-741-2579	G740-7412579	RG-26097	7412579	NUT, SLEEVE, hex, sp, 1/8-20NC	1	ea
				WO-801425				
14-3				CA-5-11873	8677061	PLUG, adj, drag link ball seat, large	1	ea
				WO-801565				
14-3				CA-11372	8676987	PLUG, adj, drag link ball seat, small	1	ea
				WO-801265				
14-3	HI	013-7214	H101-0137214	RG-402129	137214	PIN, cotter, 1/8 x 1 3/4	2	ea
				WO-801550		PLUG, expansion, oil seal tube (steering gear) (horn adapter)	1	ea
14-2				RG-9471-9	8329727	PLUG, oil seal, w/ADAPTER, assy	1	ea
				WO-806917				
14-2	HG	010-3866	H006-0283568	RG-400050	103866	PLUG, pipe, sq-hd, CI, 1/4-18NPT (steering gear housing)	1	ea
14-2				RG-400049		RACE, steering column bearing, inner	1	ea
14-2				RG-401100	7696371	RACE, steering column bearing, outer	1	ea
14-2		5340-769-6371	G503-7696371	WO-639108		RING, retn, shaft cam thrust bearing	2	ea
				RG-401138	8329746	RING, steering column bearing	1	ea
14-2				SP-20069X		ROD, tie, steering, left, w/ENDS, assy	1	ea
				TP-14T220				
				WO-806372	8329747	ROD, tie, steering, right, w/ENDS, assy	1	ea
				SP-20068X				
				TP-14T219				
				WO-806371	7375181	SEAL, bellcrank	2	ea
				GPC-14982				
				WO-645663				
				WO-801566	7375180	SEAL, bellcrank to bracket (ru)	1	ea
14-3		5330-737-5180	G740-7375180	WO-A622	7036585	SEAL, dust, drag link	2	ea
		2530-703-6585	G503-7036585	RG-032161	8332553	SEAL, housing upper (used w/GEAR 8329724) (super-sealed by SEAL 8332551)	1	ea
				WO-804387				
14-2		5330-737-5341	G740-7375341	RG-032144	7375341	SEAL, oil, arm shaft (1/8 divided shaft)	1	ea
				WO-801816				

14-2				G758-8332551	TLS-B112A56-7 RG-032188 WO-808414 WO-801279	8332551	SEAL, PLAIN ENCASED, housing upper (used w/GEAR 8332549) (supersedes SEAL 8332553)	1	ea
				G740-7375155	WO-811407	7375155	SEAL, steering column to floor (used on vehicles through serial no. 71065)	1	ea
14-2				G740-7412580	WO-804392	7412580	SEAL, steering column to floor (used on vehicles after serial no. 71065)	1	ea
14-3		5330-741-2580 2530-703-6567		G503-7036567	CA-S7733 WO-630755	7036567	SEAL, steering jacket (used w/GEAR 8329724)	1	ea
14-3				G503-7036588	CA-S5144	7036588	SEAT, ball, drag link	2	ea
					RG-028166		SEAT, drag link ball spring	2	ea
14-2		5305-270-7336		G758-8329728	WO-630753 RG-021162	8677035	SEAT, steering column bearing spring	1	ea
14-2					RG-TL124002 WO-807472 -4.47/4.41 WO-807479	8329728	SET SCREW, adj, Pitman shaft (in side cover)	1	ea
						8677533	SHAFT, Pitman arm, w/LEVER	1	ea
14-2		012-4949	H1	H001-4185801		124949	NUT, plain, hex, S, cd- or zn-pltd, 3/4-16NPF-2	1	ea
14-2		013-1046	H1	H101-0131046		131046	WASHER, lock, S, cd- or zn-pltd, 3/4 in.	1	ea
				G768-8329729	RG-9474-4 3/8 WO-807478	8329729	SHAFT, Pitman arm, w/NUT and lock WASHER, assy	1	ea
		2530-737-5179		G740-7375179	WO-649219	7375179	SHAFT, pivot, bellcrank	1	ea
		5310-737-5178		G740-7375178	WO-649240	7375178	NUT, locking, hex, 5/8-18NPF	1	ea
		013-1018	H1	H101-0131018		131018	WASHER, flat, 1 1/2 ID, 1 1/4 OD, 0.134 thk	1	ea
		013-1016	H1	H001-7043861		131016	WASHER, flat, S, cd- or zn-pltd, 5/8 in.	1	ea
				G758-8329730	RG-9472-42 3/8 WO 807480	8329730	SHAFT, STEERING (with welded integral cam and NUT 7412579), assy	1	ea
14 3				G503-7036584	CA-SX1110 WO-A623	7036584	SHIELD, dust cover	2	ea
							SHIM, mtg, housing	†	ea
				G758-8332516	WO 803203	8332516	0.0418 thk		
				G758 8332515	WO 809723	8332515	0.097 thk		
				G758-8332517	WO-803202	8332517	0.1196 thk		
		2530-737-1030		G503-7371030	WO-633918	7371030	SHIM, mtg, housing to frame	†	ea
							SHIM, S, housing upper cover,	†	ea
14-2		2530-769-6350		G503-7696350	RG-033046 WO-639108	7696350	0.002 thk		
		2530-769-6351		G503-7696351	RG-033047 WO-639109	7696351	0.003 thk		
		2530-769-6352		G503-7696352	RG-033048 WO-639110	7696352	0.010 thk		
		2530-737-5339		G740-7375339	WO-647089	7375339	SPACER, steering gear to frame bolt	1	ea
14-3		5340-703-6587		G503-7036587	CA-S5145 WO-630754	7036587	SPRING, ball seat	2	ea

(1) ILLUSTRATION NO.	(2) REFER- ENCE SYMBOLS	(3) FEDERAL STOCK NO.	(4) ORDNANCE STOCK NO.	(5) MFR'S PART NO.	(6) ORDNANCE PART NO.	(7) DESCRIPTION	(8) QUANTITY INCOR- PORATED IN UNIT	(9) UNIT OF ISSUE
						GROUP 14--CONTROLS--Continued		
14-4		5340-737-5177	G740-7375177 G503-7373111	WO-801666 SP-17347 WO-A6305	7375177 7373111	1401--STEERING CONTROLS--Continued SPRING, bellcrank to bracket dust seal..... SPRING, front axle tie rod.....	1 4	ea ea
14-2		5340-769-6370	G503-7696370	WO-639191 RG-078053-9 1/4 WO-809078	7696370	SPRING, jacket upper bearing..... TUBE, oil seal, steering gear (horn adapter)	1 1	ea ea
14-2			G740-7375337	RG-9470-9 WO-801186	7375337 ✓	TUBE, oil seal, steering gear, assy. (horn adapter)..... Composed of: 1 PLUG 1 TUBE	1	ea
14-4				RG-402129 RG-078053-9 1/4 SP-30067-2 TP-14RT226 WO-806370		TUBE, tie rod, left (17.19 lg).....	1	ea
14-4				SP-30067-1 TP-14RT224 WO-806869	8677519	TUBE, tie rod, right (19.06 lg).....	1	ea
14-2; 18-6			G740-7375336	SL-1288 WO-800737	7375336	WHEEL, steering, assy.....	1	ea
14-2		5310-741-2679	G740-7412679	RG-026097	7412679	NUT, SLEEVE: hex, sp, S, cd-pltd, 3/16-20NEF-2 (part of SHAFT, STEERING, w/integral CAM (welded)	1	ea


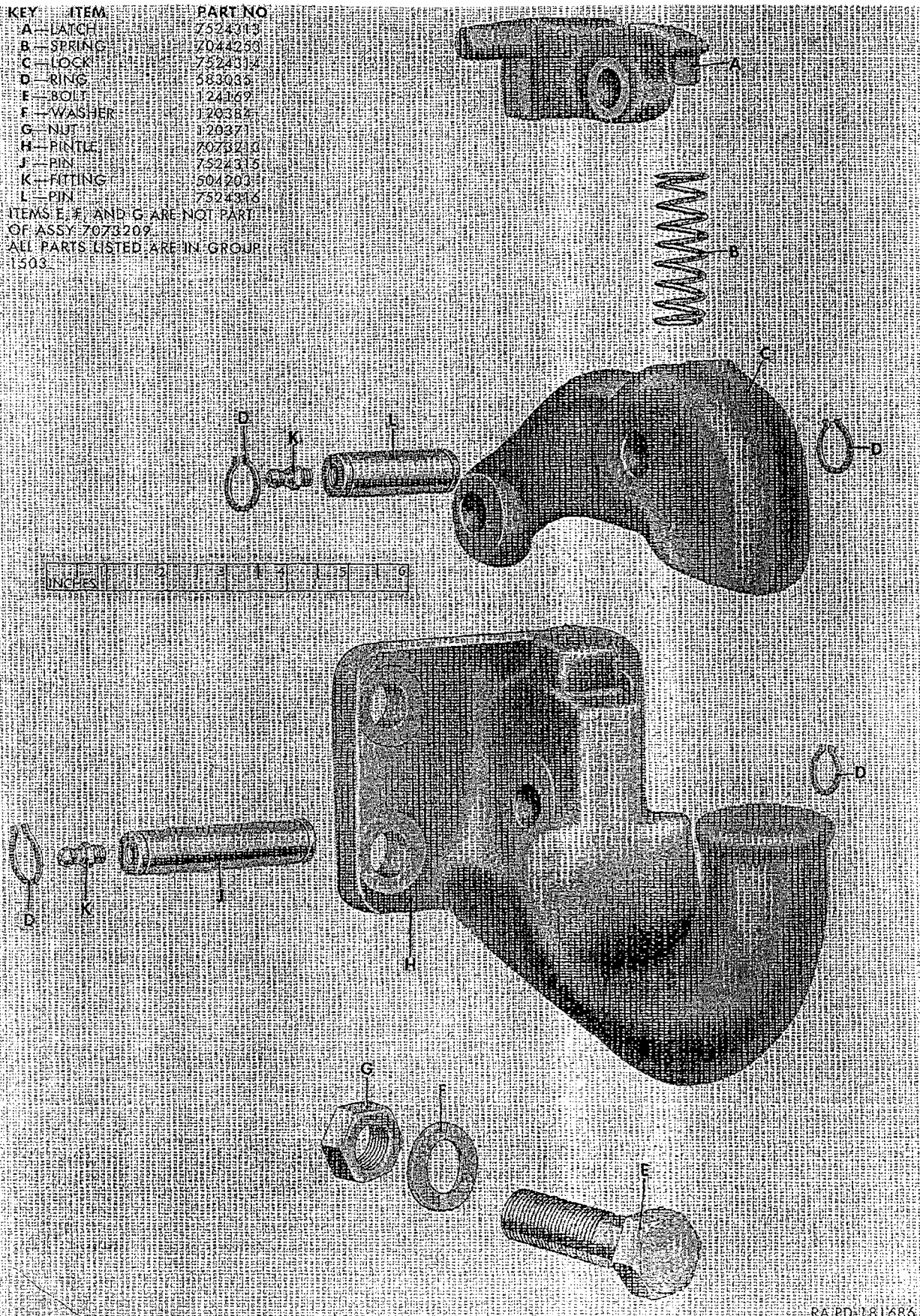


Figure 15-1. Frame assy

KEY	ITEM	PART NO
A	LATCH	7524313
B	SPRING	7044253
C	LOCK	7524314
D	RING	583035
E	BOLT	124169
F	WASHER	120384
G	NUT	120371
H	PINTLE	7073210
J	PIN	7524315
K	FITTING	504203
L	PIN	7524316


ITEMS E, F, AND G ARE NOT PART OF ASSY 7073209.
ALL PARTS LISTED ARE IN GROUP 1503.



RA.PD.181685

Figure 15-2. Pintle hook, assy (7073209)—exploded view

KEY	ITEM	PART NO	GROUP
A	BRACKET ASSY	WG-689016	1504
B	STUD	WG-685174	1504
C	WHEEL	7387807	1311
D	NUT	5232405	1311
E	SCREW W/LOCKWASHER	425401	1504
F	NUT	120377	1504



RA-PD-367273

Figure 15-8. Spare wheel carrier—exploded view

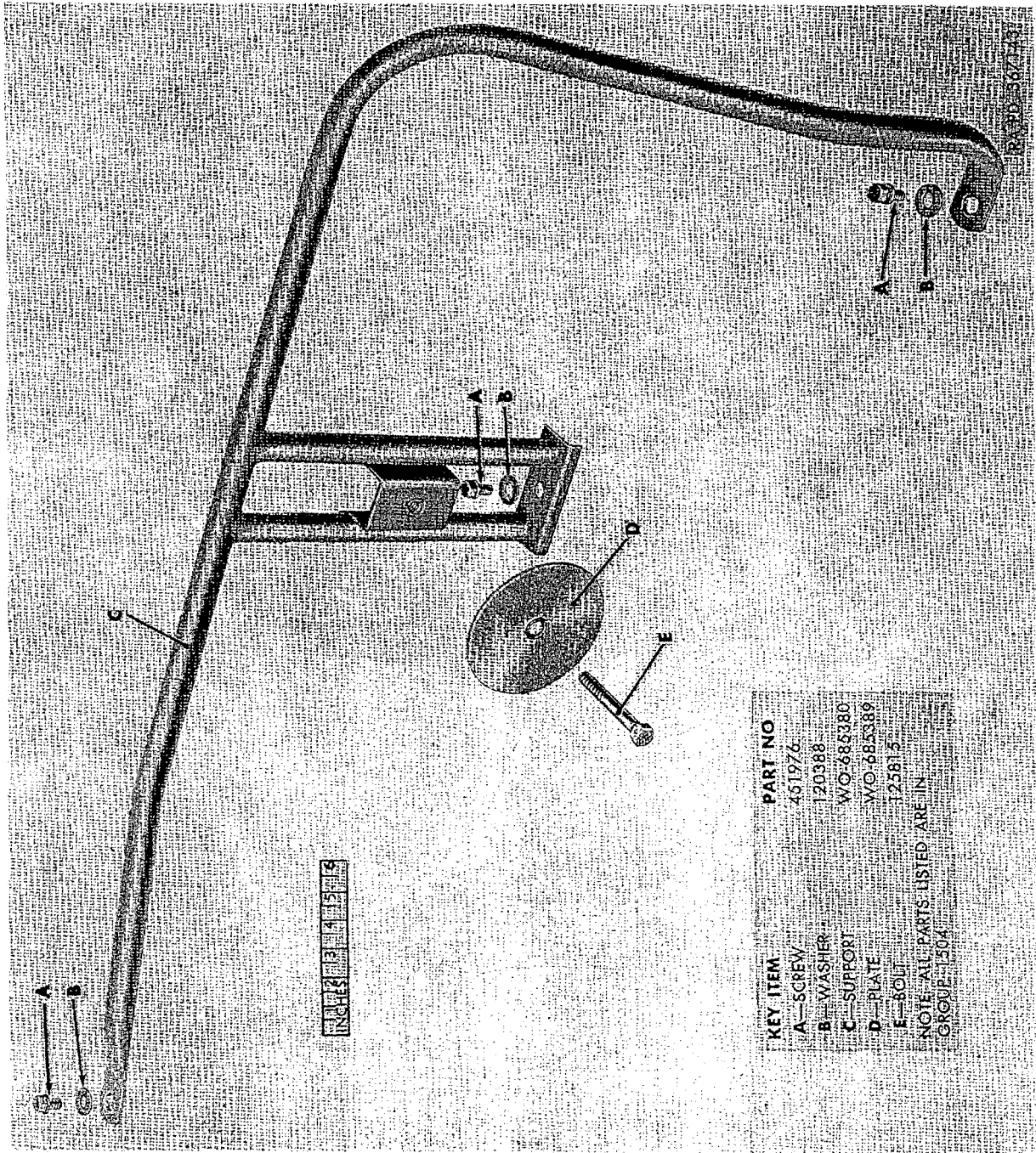


Figure 15-4. Spare wheel carrier (M170)—exploded view

(1) ILLUSTRATION NO.	(2) REFERENCE SYMBOLS	(3) FEDERAL STOCK NO.	(4) ORDNANCE STOCK NO.	(5) MFR'S PART NO.	(6) ORDNANCE PART NO.	(7) DESCRIPTION	(8) QUANTITY INCORPORATED IN UNIT	(9) UNIT OF ISSUE
GROUP 15—FRAME AND BRACKETS								
1501—FRAME AND BRACKETS								
		3120-368-4938	G740-7697574	WO-A546	7697574	BEARING, bushing type (front spring bracket, front, and rear spring bracket, rear)	4	ea
15-1		2510-769-7870	G503-7697870	WO-645072 MSP-344-806	7697870	BRACKET, body, right, No. 2	1	ea
15-1				WO-805512 MSP-344-40		BRACKET, body support, rear	2	ea
				WO-A185 WO-805552	8898046	BRACKET, brake pedal retracting spring	1	ea
15-1					8677503	BRACKET, engine front support, right, assy. Composed of: 1 BRACKET	1	ea
				WO-807719	8677648	1 REINFORCEMENT	1	ea
15-1				MSP-344-290	8677293	BRACKET, front brake hose	1	ea
				WO-805519	8673515	BRACKET, front engine support, left	1	ea
				MSP-344-289	8677649			
				WO-805520	8677648	BRACKET, front engine support, right	1	ea
15-1; 16-1				WO-805635	8677505	BRACKET, front shock absorber, assy.	2	ea
				WO-805514	8677500	BRACKET, front spring shackle, front	2	ea
				WO-807787	8673518	BRACKET, fuel line clip	1	ea
				WO-807587	8677534	BRACKET, ground cable (voltage regulator)	1	ea
15-1				WO-806217	8677428	BRACKET, mtg, machine gun, left	1	ea
15-1				WO-806218	8677517	BRACKET, mtg, machine gun, right	1	ea
15-1; 16-2		2540-737-2506	G740-7372506	WO-800825	7372506	BRACKET, rear, shock absorber	2	ea
16-1, 2				WO-806910	8677526	BRACKET, rear spring pivot, front	2	ea
16-2		2510-737-1056	G503-7371056	SMA-FLA2941 MSP-344-47 WO-A544	7371056	BRACKET, rear spring shackle, front (welded)	2	ea
				WO-A545 WO-804453	7697574	Composed of: 2 BRACKET		
15-1	H1	5305-012-0678	H001-5421441		8677416	2 BRACKET, steering bellcrank support.	1	ea
	H1		H001-4040541		120678	BOLT, cap, hex-hd, S, cd- or zn-pltd, $\frac{3}{8}$ -24NF-3 x 2 (bellcrank support bracket to front cross member)	1	ea
	H1	012-3567	G758-8328446	WO-809118	503351	NUT, self-lkg, $\frac{3}{8}$ -24NF	1	ea
	H1	5310-012-0383	H001-5422921	WO-800048	8328446	BRACKET, support, radiator guard	1	ea
			H001-7025771		123567	BRACKET, tie-down	4	ea
					120383	BOLT, mach, hex-hd, S, cd- or zn-pltd, $\frac{1}{16}$ -20NF-3 x 1. WASHER, lock, med, S, cd- or zn-pltd, $\frac{1}{16}$ in.	8	ea

(1) ILLUSTRATION NO.	(2) REFERENCE SYMBOLS	(3) FEDERAL STOCK NO.	(4) ORDNANCE STOCK NO.	(5) MFR'S PART NO.	(6) ORDNANCE PART NO.	(7) DESCRIPTION	(8) QUANTITY INCORPORATED IN UNIT	(9) UNIT OF ISSUE
GROUP 15—FRAME AND BRACKETS—Continued								
1501—FRAME AND BRACKETS—Continued								
15-1				WO-A1150	8678467	CROSS MEMBER, frame, center.	1	ea
15-1				WO-805643	8677579	CROSS MEMBER, frame, front.	1	ea
15-1				WO-800605		CROSS MEMBER, frame, rear	1	ea
15-1				WO-646942	8678477	CROSS MEMBER, frame, rear intermediate.	1	ea
15-1				WO-649705	7372507	CROSS MEMBER, rear engine support	1	ea
	H1	2510-737-2507	G740-7372507		181638	SCREW, hex-hd, $\frac{3}{8}$ -24UNF-2A x 1 $\frac{1}{8}$.	4	ea
	H1	050-3351	H001-5455281		503851	NUT, self-lgk, hex, $\frac{3}{8}$ -24NF (critical installations).	4	ea
				WO-K700695		WASHER, flat, $\frac{1}{8}$ ID, 1 OD	4	ea
				WO-A6740	7371037	CUP, retn, transfer case support insulator.	1	ea
				WO-906263		EXTENSION, cross member, rear (welded) (M170)	1	ea
				WO-906408		EXTENSION, outrigger, body no. 1 right	1	ea
				WO-808945		FRAME, assy (M170)	1	ea
				WO-805715	8677578	FRAME, assy (welded) (used on vehicles through serial no. 79490) (M38A1)	1	ea
15-1				WO-809121		FRAME, assy (welded) (used on vehicles after serial no. 79490) (M38A1)	1	ea
				WO-906739		LINER, body sill (thin)	1	ea
	H1	5320-011-3354	H101-0113354		113354	RIVET, oval-hd, split, S, $\frac{3}{8}$ x $\frac{7}{16}$ (liner to no. 1 body outrigger)	2	ea
				MID-F2011	8677283	NUT, grommet, $\frac{1}{8}$ -20NF-2 (hold-down loop)	8	ea
				WO-642052				
				MSP-200-145	8677040	NUT, grommet, $\frac{1}{2}$ -20NF-2 (lifting rings)	8	ea
				WO-801661				
15-1				WO-645702	585806	NUT, welding, $\frac{1}{4}$ -20NC-2 (rear engine plate)	4	ea
	H1		H101-0585806		585811	NUT, welding, S, $\frac{3}{8}$ -24NF-2 (fender support bracket)	8	ea
	H1		H101-0585811		8677291	OUTRIGGER, body, left, no. 1, assy (includes BRACKET, clutch release SPRING)	1	ea
15-1				WO-645071	8677289	OUTRIGGER, body, left and right, no. 1	2	ea
				WO-907147		OUTRIGGER, body, right, no. 1, assy	1	ea
				WO-805515	8677419	PLATE, reinforcement, rear	1	ea
				WO-808788		PLATE, reinforcement, rear engine support cross member.	2	ea
				WO-800781		PLATE, skid, under frame	1	ea
	H1	012-0915	H001-3015411		120915	BOLT, rd-hd, sq-nk, S, cd- or zn-pltd, $\frac{3}{8}$ -16NC-2 x 1.	4	ea
	H1		H101-0271190		271190	NUT, hex, w/ext-teeth lock washer, Keys style, $\frac{3}{8}$ -16NC-2	4	ea
	H1	5310-012-0394	H001-7043741		120394	WASHER, FLAT, light series, S, cd- or zn-pltd, $\frac{3}{8}$ in.	4	ea
	H1			WO-647026	8677293	REINFORCEMENT, engine front support brackets, RH.	1	ea

(1) ILLUSTRATION NO.	(2) REFERENCE SYMBOLS	(3) FEDERAL STOCK NO.	(4) ORDNANCE STOCK NO.	(5) MFR'S PART NO.	(6) ORDNANCE PART NO.	(7) DESCRIPTION	(8) QUANTITY INCORPORATED IN UNIT	(9) UNIT OF ISSUE
GROUP 15--FRAME AND BRACKETS--Continued								
1503--PINTLE AND TOWING ATTACHMENTS								
--Continued								
				HLH-T62-OL WO-801781		LOCK, left half	1	ea
				HLH-T62-OR WO-801782		LOCK, right half	1	ea
15-2				HLH-T62-O WO-801780	7524314	LOCK, towing pintle	1	ea
		2540-752-4312	G503-7524312	HLH-T62-01 WO-801779	7524312	LOCK, towing pintle, w/LATCH, assy	1	ea
15-2		5315-752-4316	G740-7524316	HLH-T67-O WO-801784	7524316	PIN, towing pintle latch	1	ea
15-2		2540-752-4315	G503-7524315	HLH-T64-O WO-801787	7524315	PIN, towing pintle lock	1	ea
15-2		2540-707-3213	G503-7073213	HLH-T60-O WO-801778	7073213	PINTLE, towing	1	ea
15-2; 18-4		2540-707-3209	G503-7073209	HLH-T60-AO WO-800929	7073209	PINTLE, towing, assy	1	ea
15-2	H1	012-4169	H001-5424701		124169	BOLT, mach, 1/2-20NF-3 x 2	4	ea
15-2	H1	012-0371	H001-4167881		120371	NUT, plain, hex, s-fin, light, S, cd- or zn-pltd, 1/2-20NF-2	4	ea
15-2	H1	5310-012-0384	H001-7025301		120384	WASHER, lock, med, S, cd- or zn-pltd, 1/2 in.	4	ea
					8677065	REINFORCEMENT, frame, towing pintle	1	ea
					533035	REINFORCEMENT, towing pintle lower	1	ea
15-2	H2		H002-0533035	WO-801682 WO-805513		RING, retn, snap, exte, S, cd- or zn-pltd, 0.500 shaft dia (towing pintle lock pin)	4	ea
		2540-741-0838	G740-7410838	WO-802768	7410838	SHACKLE, lifting, front	2	ea
		2510-769-7512	G740-7697512	WO-800820	7697512	SHACKLE, lifting, rear	2	ea
		5315-769-7490	G740-7697490	WO-800937	7697490	PIN, stght, headed, clevis, S, cd- or zn-pltd, 3/4 x 2 1/16	4	ea
			G740-8328264	WO-800817	8328264	SPACER, lifting shackle bracket, rear	2	ea
15-2		5340-794-4253	G503-7044253	HLH-78 WO-801785 WO-811673	7044253	SPRING, TOWING PINTLE, compression, S, 0.625 dia stock, 5/8 dia coil, 9 coils 1 1/4 free lg (pintle hook latch)	1	ea
						WASHER, spring tension 0.843 ID, 1.312 OD (between lift hook and bracket, RH rear) (MI70)	1	ea

1504 - SPARE WHEEL CARRIER

				WO-685363			BRACKET, spare wheel (M170)	1	ea
				WO-685362			BRACKET, spare wheel, assy (M170)	1	ea
				WO-685363			Composed of: 1 BRACKET 1 NUT		
				WO-681190		8677040	BRACKET, spare wheel carrier, assy (welded) (super- seded by BRACKET WO-689016) (used on vehicles through serial no. 73455)	1	ea
				WO-683828		8677658	Composed of: 1 BRACKET 1 SUPPORT		
				WO-683852			BRACKET, spare wheel carrier, includes SUPPORT, and REINFORCEMENTS, assy (welded) (used on vehicles after serial no. 73455) (supersedes BRACKET 8677658) (M38A1)	1	ea
				WO-689016			BRACKET, spare wheel carrier, includes SUPPORT, and REINFORCEMENTS, assy (welded) (used on vehicles after serial no. 73455) (supersedes BRACKET 8677658) (M38A1)	1	ea
15-3; 18-4			2510-769-7436	WO-673344	G740-7697436	7697436	BRACKET, support, spare wheel, w/STUD, assy (used on vehicles through serial no. 40951) (superseded by BRACKET WO-689016)	1	ea
				MSP-200-145 WO-801661		8677040	NUT, clinch 1/2-20NF-2 (M170)	1	ea
				WO-685389		428610	PLATE, spare tire retainer (M170)	1	ea
15-4					H101-0125815	125815	BOLT, hex-hd, S, cd- or zn-pltd, 1/2-20NF x 3 1/2 (super- seded by BOLT 125815)	1	ea
					H101-0155937	8677259	BOLT, hex-hd, S, cd- or zn-pltd, 1/2-20NF x 4 3/4 (super- sedes BOLT 428610)	1	ea
					H101-0271166	155937	PLATE, spare wheel support and reflector retainer	2	ea
					G758-8330950	271166	BOLT, mach, fl-hd, S, cd- or zn-pltd, no. 10-24NC-2 x 1/2	2	ea
						8330950	NUT, hex, w/ext-teeth lock washer, Keeps type, no. 10-24NC-2	2	ea
							SPACER, rear body panel to spare wheel support	2	ea
							STUD, S, 1/2-20NC-2, RH thd (superseded by STUD WO-685174) (used on vehicles through serial no. 65901)	3	ea
							STUD, S, 1/2-20NC-2A, RD thd (support bracket, spare wheel) (supersedes STUD WO-664418) (used on vehicles after serial no. 65901)	3	ea
15-3							SUPPORT, spare wheel (used on vehicles through serial no. 40951) (superseded by BRACKET WO-689016)	1	ea
			2510-769-7441	WO-673420	G740-7697441	7697441	BOLT, sq-nk, carriage, rd-hd, S, cd- or zn-pltd, 3/8- 16NC-2 x 3 1/2	2	ea
			012-6715		H001-3015511	126715			

(1) ILLUSTRATION NO.	(2) REFERENCE SYMBOLS	(3) FEDERAL STOCK NO.	(4) ORDNANCE STOCK NO.	(5) MFR'S. PART NO.	(6) ORDNANCE PART NO.	(7) DESCRIPTION	(8) QUANTITY INCORPORATED IN UNIT	(9) UNIT OF ISSUE
15-3	H1	2510-769-7441 012-0877 5305-769-7439	G740-7697441 H001-4167581 G740-7697439	WO-673420 WO-673458	7697441 120377 7697439	GROUP 15—FRAME AND BRACKETS—Continued 1504—SPARE WHEEL CARRIER—Continued SUPPORT—Continued NUT, plain, hex, $\frac{3}{8}$ -16NC-2 SCREW, lock washer, hex-hd, S, cd- or zn-pltd, $\frac{3}{8}$ -16NC x 1 $\frac{1}{2}$ (superseded by SCREW 425401) SCREW, int-teeth-lock washer, hex-hd, S, cd- or zn-pltd, $\frac{3}{8}$ -16NC-2 x 1 $\frac{1}{2}$ (supersedes SCREW 7697439) WASHER, lock, med (reg), S, cd- or zn-pltd, $\frac{3}{8}$ in. SUPPORT, spare wheel weld nut) (M170)	2 2 2 2 1	ea ea ea ea ea
15-4; 18-2	H1	5310-012-0382	H001-7025741	WO-685380	120382			
15-4	H1		H101-9409113 H101-0451976		9409113 451976	BOLT, MACHINE, hex-hd, S, $\frac{3}{8}$ -24NF x $\frac{3}{4}$ w/lock washer, assy (superseded by SCREW 451976) SCREW, lock washer, sltd, hex-hd, S, cd- or zn-pltd, $\frac{3}{8}$ -16NC x $\frac{3}{4}$ (supersedes BOLT 9409113) (superseded by SCREW 453047)	3 2	ea ea
15-4	H1	5310-012-0388	I1001-7045591		453047 120388	SCREW, mach, w/ext-lock washer, pan-hd, S, cd- or zn-pltd, $\frac{3}{8}$ -16NC x $\frac{3}{4}$ (supersedes SCREW 451976) (support to w/HOUSE) WASHER, FLAT, plain, S, cd- or zn-pltd, $\frac{7}{16}$ ID, 1 OD, $\frac{3}{4}$ thk	1 3	ea ea




Figure 16-1. Front spring and shock absorber

Key	Item	Part No.	Group
A	-BRACKET, ASSY.....	8677505	1501
B	-BUMPER.....	WO-802454	1601.1
C	-BOLT, w/LOCK WASHER.....	9409102	1601.1
D	-BOLT "U".....	8330509	1601.1
E	-BOLT "U".....	8330510	1601.1
F	-BRACKET.....	8677526	1501
G	-BOLT.....	8332529	1601.1
H	-NUT.....	442830	{1601.1 1604.1}
J	-SPRING, ASSY.....	8333767	1601.1
K	-SEAT.....	7697601	1601.1
L	-WASHER.....	131100	1601.1
M	-NUT.....	7371061	1601.1
N	-BOLT "U".....	8333138	1601.1
P	-RETAINER.....	7735843	1601.1
Q	-SEAL.....	7697602	1601.1
R	-BEARING.....	8332928	{1601.1 1601.3}
S	-SEAL.....	8333287	1601.1
T	-PLATE.....	8333259	1601.1
U	-NUT.....	443342	1601.1
V	-FITTING.....	504203	1601.1
W	-ABSORBER.....	8330512	1604.1
X	-WASHER.....	120389	1604.1
Y	-BUSHING.....	7343032	1604.1

Figure 16-1. Front spring and shock absorber—legend

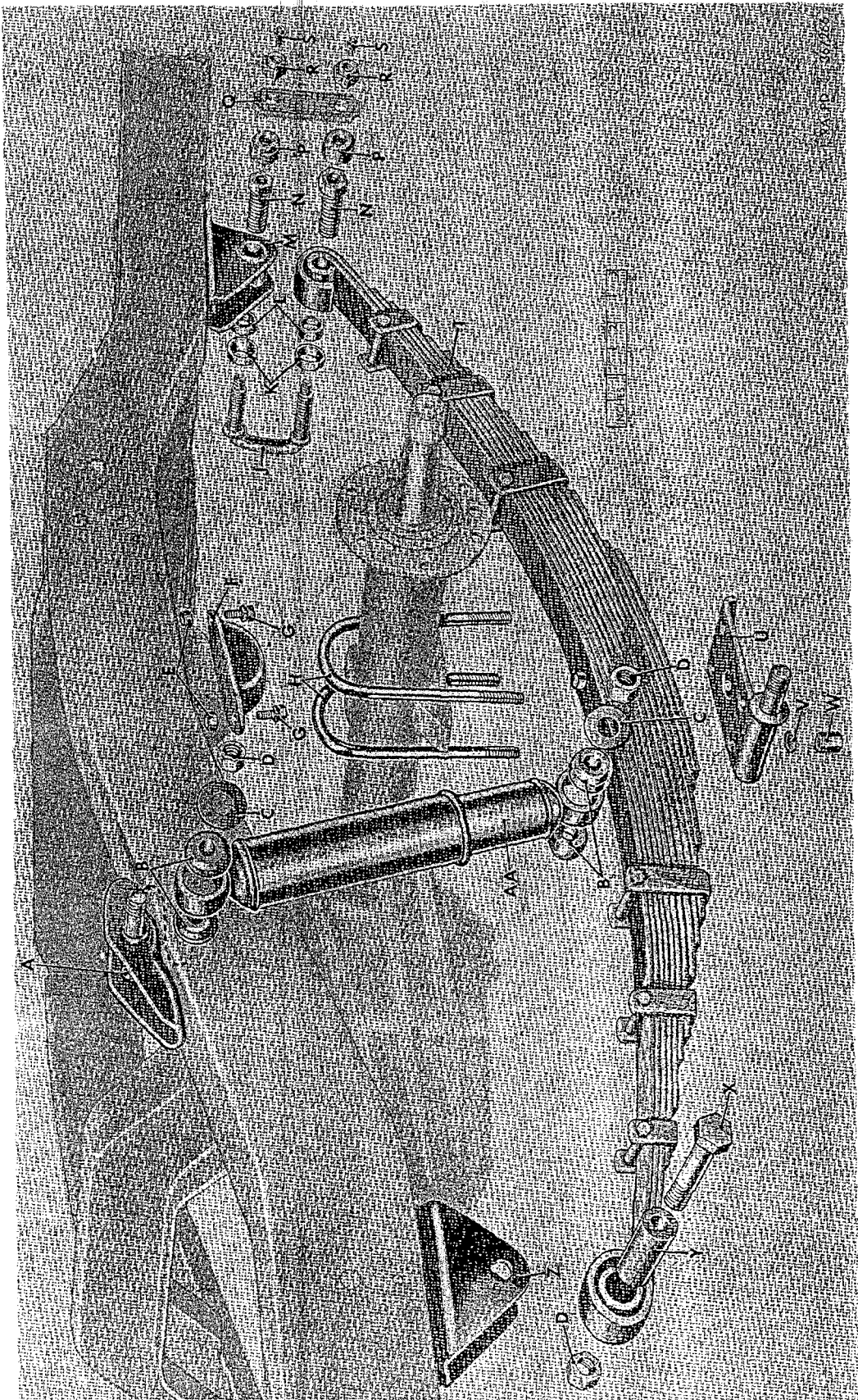


Figure 16-2. Rear spring and shock absorber

Key	Item	Part No.	Group
A	-BRACKET.....	7372506	1501
B	-BUSHING.....	7343032	1604.1
C	-WASHER.....	120389	1604.1
D	-NUT.....	442830	{ 1601.3 1604.1
E	-NUT.....	120368	1601.3
F	-BUMPER.....	WO-802454	1601.3
G	-BOLT, w/LOCK WASHER..	9409102	1601.3
H	-BOLT "U".....	8330511	1601.3
J	-BOLT "U".....	8333138	1601.3
K	-RETAINER.....	7735843	1601.3
L	-SEAL.....	7697602	1601.3
M	-BRACKET.....	7371056	1501
N	-BEARING.....	8332928	1601.3
P	-SEAL.....	8333287	1601.3
Q	-PLATE.....	8333259	1601.3
R	-NUT.....	443342	1601.3
S	-FITTING.....	504203	1601.3
T	-SPRING, ASSY.....	8333800	1601.3
U	-SEAT.....	7875000	1601.3
V	-WASHER.....	131100	1601.3
W	-NUT.....	7371061	1601.3
X	-SCREW.....	124155	1601.3
Y	-BEARING.....	8329602	1601.3
Z	-BRACKET.....	8677526	1501
AA	-ABSORBER.....	8330513	1604.1

Figure 16-2. Rear spring and shock absorber—legend

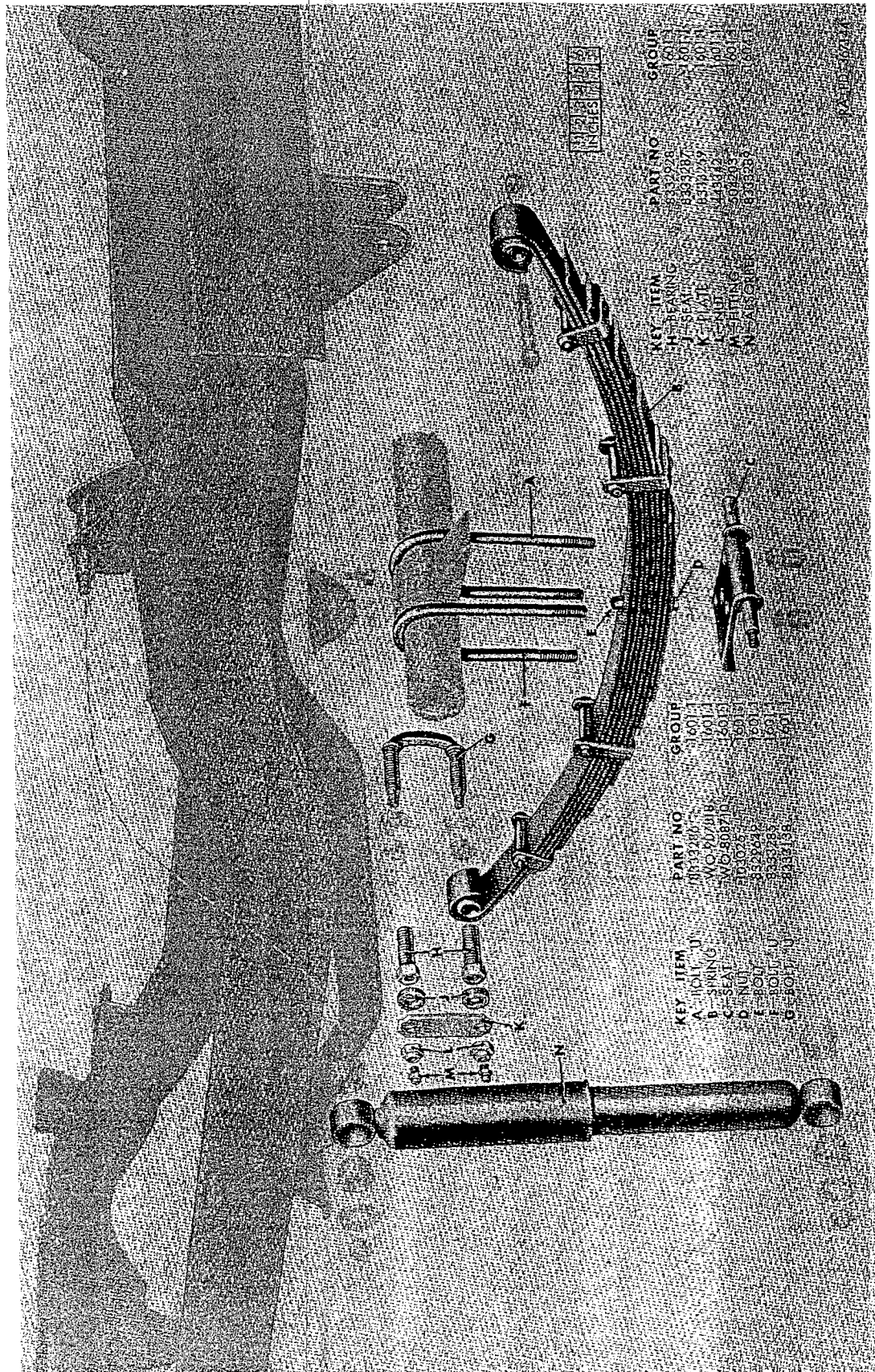


Figure 16-3. Front spring and shock absorber (M170)

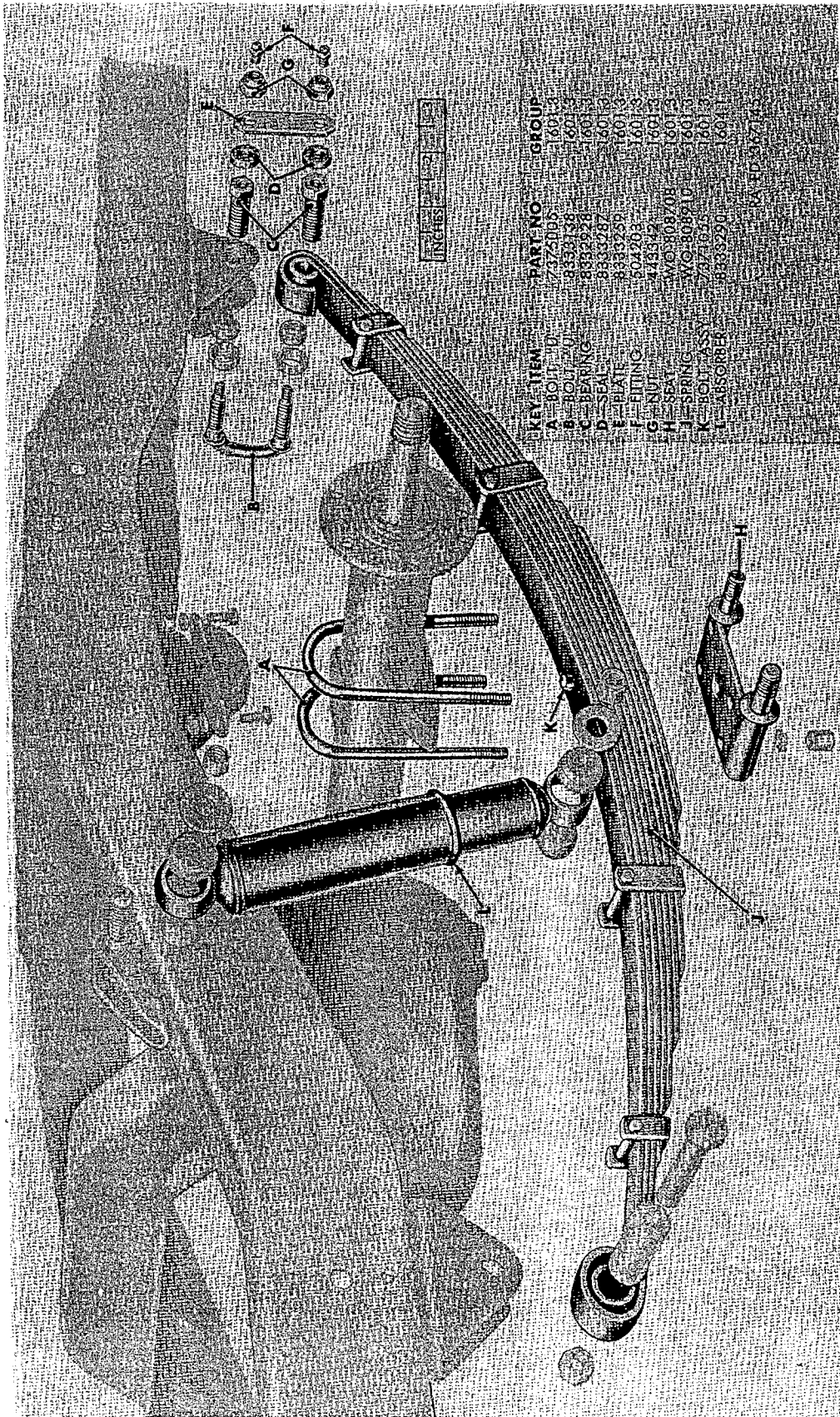


Figure 16-4. Rear spring and shock absorber (M170)

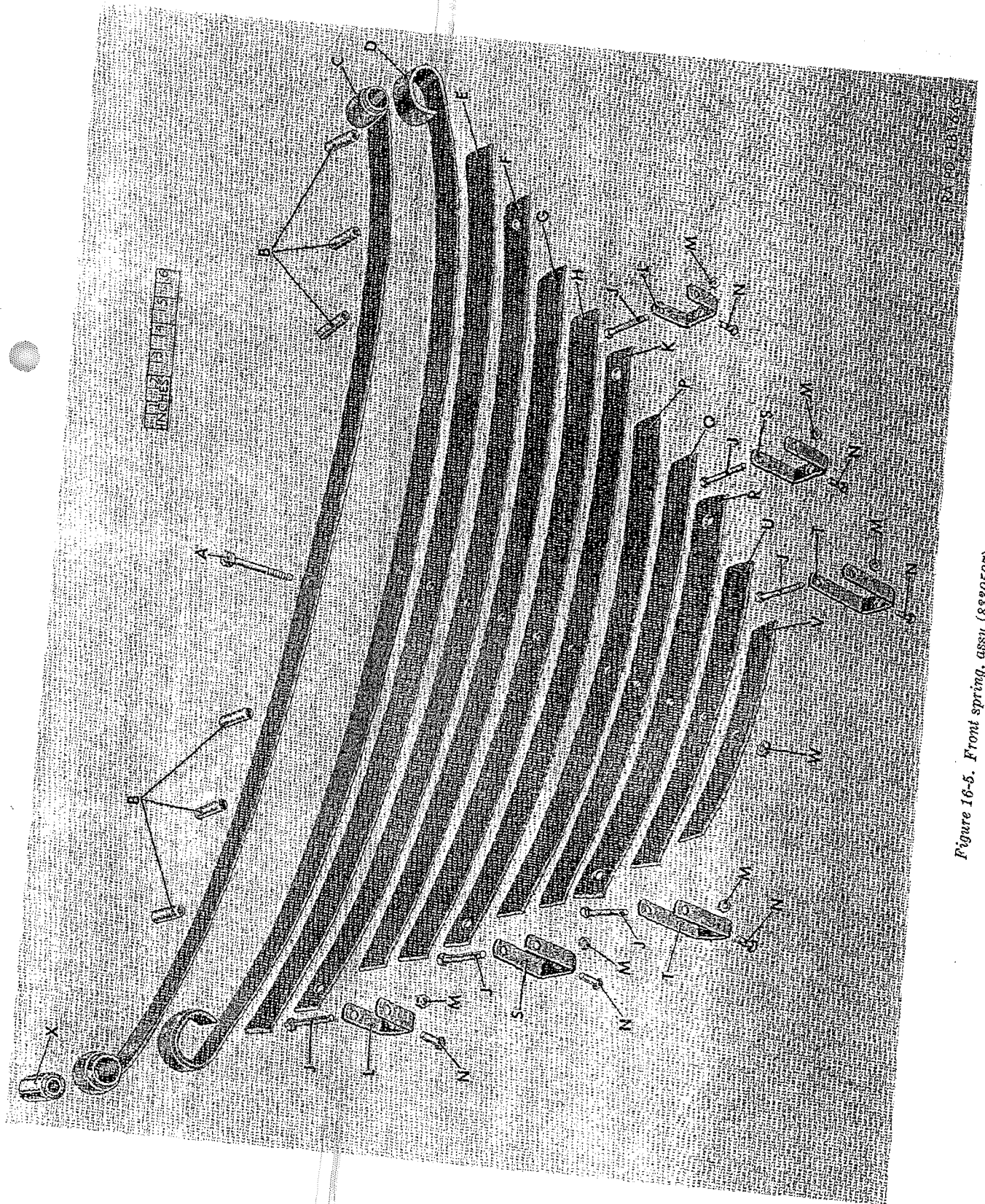


Figure 16-5. Front spring, assy (8380507) — exploded view

Key	Item	Part No.
A	-BOLT	7375006
B	-SPACER	MAT-8215-27
C	-LEAF #1	MAT-8215-1
D	-LEAF #2	MAT-8215-2
E	-LEAF #3	MAT-8215-3
F	-LEAF #4	MAT-8215-4
G	-LEAF #5	MAT-8215-5
H	-LEAF #6	MAT-8215-6
J	-BOLT	MAT-8215-25
K	-LEAF #7	MAT-8215-7
L	-CLIP	MAT-8215-22
M	-NUT	MAT-8215-26
N	-RIVET	MAT-8215-28
P	-LEAF #8	MAT-8215-8
Q	-LEAF #9	MAT-8215-9
R	-LEAF #10	MAT-8215-10
S	-CLIP	MAT-8215-23
T	-CLIP	MAT-8215-24
U	-LEAF #11	MAT-8215-11
V	-LEAF #12	MAT-8215-12
W	-NUT	120368
X	-BEARING	8329602

Note: All parts listed are in group 1601.1.
Item X not part of assy.

Figure 16-5. Front spring, assy (8380507)—exploded view—legend




Figure 16-6. Rear spring, assy (8830508)—exploded view

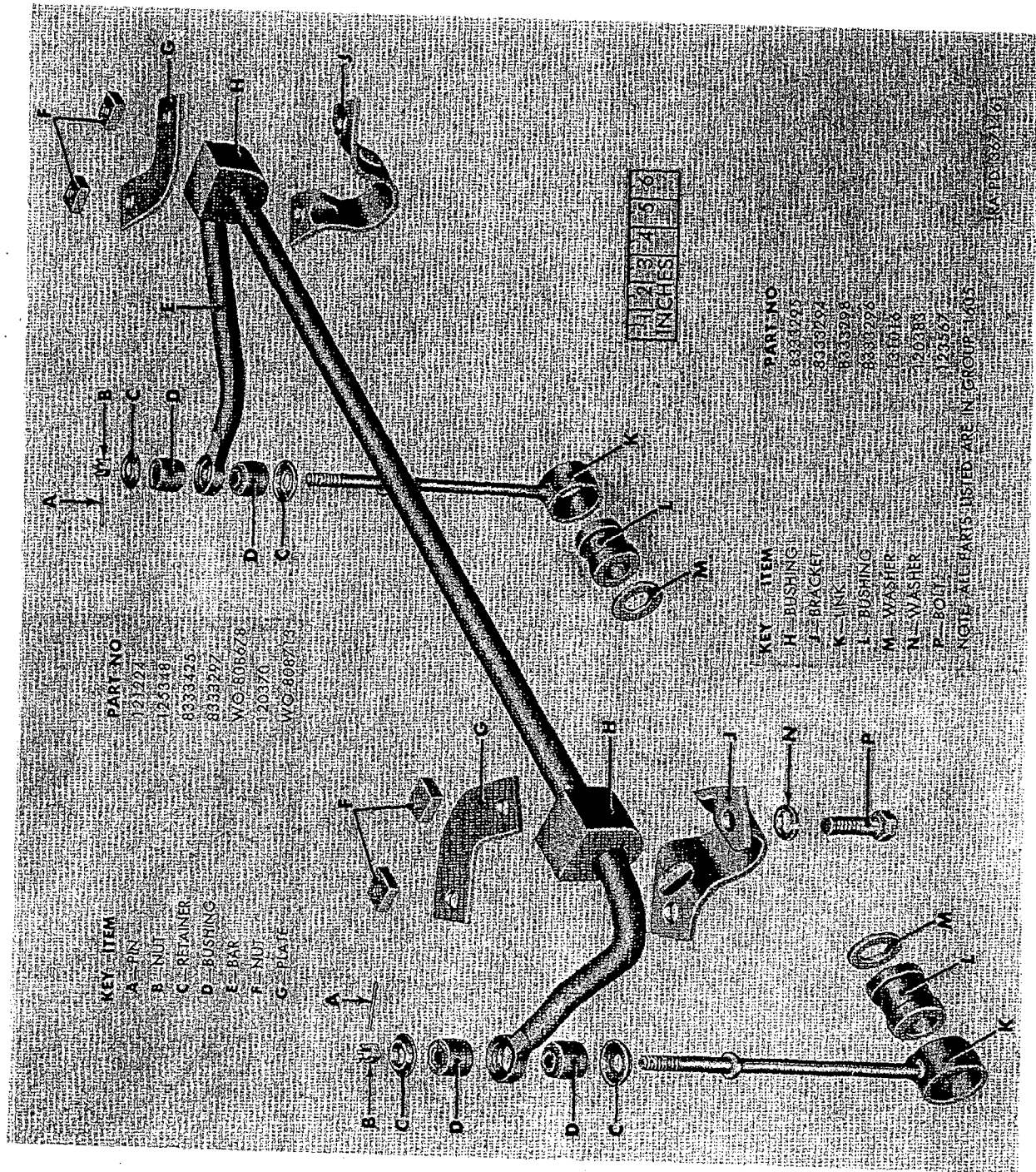
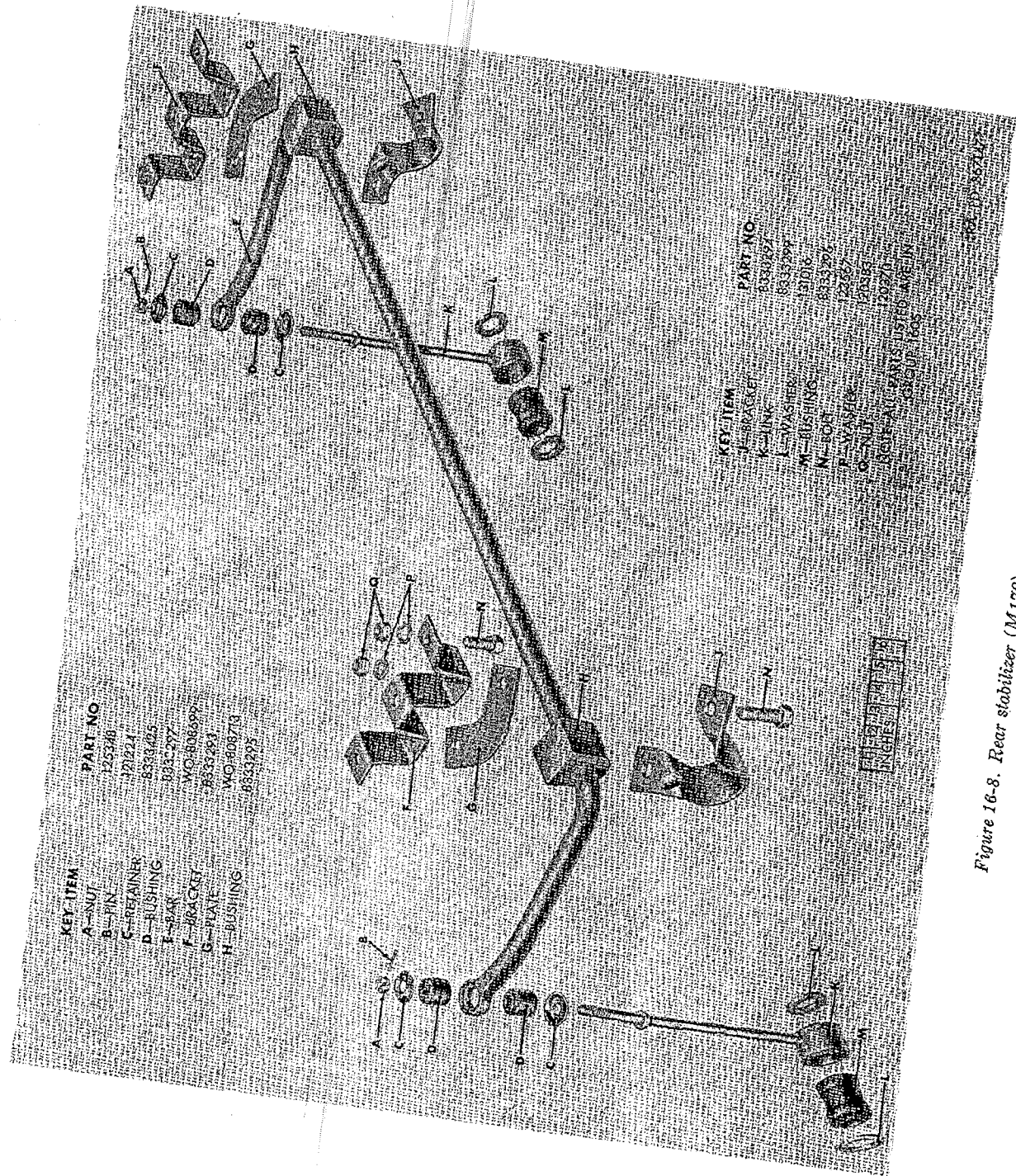


Figure 16-7. Front stabilizer (M170)—exploded view



- | KEY ITEM | PART NO |
|------------|-----------|
| A-NUT | 125328 |
| B-PIN | 121221 |
| C-RETAINER | 8333405 |
| D-BUSHING | 8333297 |
| E-BAR | MO-808699 |
| F-BRACKET | 8333293 |
| G-PLATE | MO-808713 |
| H-BUSHING | 8333295 |

- | KEY ITEM | PART NO |
|-----------|---------|
| I-BRACKET | 8333297 |
| K-LINK | 8333298 |
| L-WASHER | 13106 |
| M-BUSHING | 8333296 |
| N-SOCKET | 12357 |
| O-NUT | 10583 |
| GROUP 1 | 12070 |
| GROUP 2 | 12070 |
| GROUP 3 | 12070 |
| GROUP 4 | 12070 |
| GROUP 5 | 12070 |
| GROUP 6 | 12070 |
| GROUP 7 | 12070 |
| GROUP 8 | 12070 |
| GROUP 9 | 12070 |
| GROUP 10 | 12070 |
| GROUP 11 | 12070 |
| GROUP 12 | 12070 |
| GROUP 13 | 12070 |
| GROUP 14 | 12070 |
| GROUP 15 | 12070 |
| GROUP 16 | 12070 |
| GROUP 17 | 12070 |
| GROUP 18 | 12070 |
| GROUP 19 | 12070 |
| GROUP 20 | 12070 |
| GROUP 21 | 12070 |
| GROUP 22 | 12070 |
| GROUP 23 | 12070 |
| GROUP 24 | 12070 |
| GROUP 25 | 12070 |
| GROUP 26 | 12070 |
| GROUP 27 | 12070 |
| GROUP 28 | 12070 |
| GROUP 29 | 12070 |
| GROUP 30 | 12070 |
| GROUP 31 | 12070 |
| GROUP 32 | 12070 |
| GROUP 33 | 12070 |
| GROUP 34 | 12070 |
| GROUP 35 | 12070 |
| GROUP 36 | 12070 |
| GROUP 37 | 12070 |
| GROUP 38 | 12070 |
| GROUP 39 | 12070 |
| GROUP 40 | 12070 |
| GROUP 41 | 12070 |
| GROUP 42 | 12070 |
| GROUP 43 | 12070 |
| GROUP 44 | 12070 |
| GROUP 45 | 12070 |
| GROUP 46 | 12070 |
| GROUP 47 | 12070 |
| GROUP 48 | 12070 |
| GROUP 49 | 12070 |
| GROUP 50 | 12070 |

GROUP 1
GROUP 2
GROUP 3
GROUP 4
GROUP 5
GROUP 6
GROUP 7
GROUP 8
GROUP 9
GROUP 10
GROUP 11
GROUP 12
GROUP 13
GROUP 14
GROUP 15
GROUP 16
GROUP 17
GROUP 18
GROUP 19
GROUP 20
GROUP 21
GROUP 22
GROUP 23
GROUP 24
GROUP 25
GROUP 26
GROUP 27
GROUP 28
GROUP 29
GROUP 30
GROUP 31
GROUP 32
GROUP 33
GROUP 34
GROUP 35
GROUP 36
GROUP 37
GROUP 38
GROUP 39
GROUP 40
GROUP 41
GROUP 42
GROUP 43
GROUP 44
GROUP 45
GROUP 46
GROUP 47
GROUP 48
GROUP 49
GROUP 50

Figure 16-8. Rear stabilizer (M170)—exploded view

(1) ILLUSTRATION NO.	(2) REFERENCE SYMBOLS	(3) FEDERAL STOCK NO.	(4) ORDNANCE STOCK NO.	(5) MFR'S PART NO.	(6) ORDNANCE PART NO.	(7) DESCRIPTION	(8) QUANTITY INCORPORATED IN UNIT	(9) UNIT OF ISSUE
GROUP 16—SPRINGS AND SHOCK ABSORBERS								
1601.1—FRONT SPRINGS								
16-5		3120-769-7598	G758-8329602 G740-7697598	WO-80909 WO-801244	8329602 7697598	BEARING, bushing type, silent block	2	ea
						BEARING, bushing type, shackle right (front end of right spring (2), front end left front spring (1)) (used on vehicles through serial no. 11440)	3	ea
16-1, 3		3120-769-7596	G740-7697596	WO-801245	7697596	BEARING, bushing type, shackle left (front end of front left spring) (used on vehicles through serial no. 11440)	1	ea
16-3			G758-8329228	WO-809807	8329228	BEARING, bushing type, spring shackle, RH thread (used on vehicles after serial no. 11440)	4	ea
16-5		5305-737-5006	G758-8329649 G740-7375006	WO-118952 WO-116715	8329649 7375006	BOLT, center, front spring, $\frac{5}{16}$ -24NF-3 x 2 $\frac{1}{4}$ (super- seded by BOLT 7371055) (M170)	2	ea
			G503-7371055		7371055	BOLT, center, front spring, S, $\frac{5}{16}$ -24NF-3 x 2 $\frac{3}{4}$ (for 12 leaf) (superseded by BOLT 7371055)	2	ea
16-3	H1		H001-4167560		103025	BOLT, center, w/NUT, assy, $\frac{5}{16}$ -24NF x 2 $\frac{3}{4}$ (super- sedes BOLT 7375006 and 8329649, NUT 103025 and 120368)	2	ea
16-5	H1	012-0368	H001-4167561		120368	NUT, PLAIN, hex, lt, s-fin, S, $\frac{5}{16}$ -24NF-2 (super- seded by BOLT 7371055) (M170)	2	ea
16-1		5305-174-4195	G758-832529	MAT-8215-25 MAT-2816-25 WO-120179 WO-809236	832529	NUT, plain, hex, reg, s-fin, S, $\frac{5}{16}$ -24NF-2 (superseded by BOLT 7371055) (M38A1)	2	ea
16-1	H1	044-2830	H101-0442830		442830	BOLT, hex-hd, spec, S, $\frac{5}{16}$ -18NC x 2 $\frac{1}{2}$ (clip rebound)	12	ea
16-3			G758-8332286	WO-808988	8332286	BOLT, mach, hex-hd, S, cd- or zn-pltd, $\frac{1}{16}$ -20NF-3 x 3 (spring pivot)	2	ea
16-3	H1	013-1100	G503-7371061 H101-0131100 G758-8332285	WO-339372 WO-808460 WO-A1097	7371061 131100 8332285	NUT, self-lkg, S, cd- or zn-pltd, $\frac{1}{16}$ -20NF-2 (front spring attaching)	2	ea
			G503-7371061 H101-0131100	WO-339372	7371061	BOLT, "U", front spring (right spring over axle tube) (M170)	1	ea
16-1	H1		G758-8330509	WO-808460	8330509	NUT, PLAIN, sp, hex, $\frac{1}{16}$ -20NF-2	2	ea
16-1			G758-8330510	WO-808461	8330510	WASHER, lock, hv, S, cd- or zn-pltd, $\frac{1}{16}$ in.	2	ea
16-1		5310-495-9542	G503-7371061	WO-339372	7371061	BOLT, "U", front spring (left spring, over axle tube (2), right spring, over axle tube (1)) (M170)	3	ea
16-1	H1	013-1100	H101-0131100		131100	NUT, PLAIN, sp, hex, $\frac{1}{16}$ -20NF-2	6	ea
16-1			G758-8330509	WO-808460	8330509	WASHER, lock, hv, S, cd- or zn-pltd, $\frac{1}{16}$ in.	6	ea
16-1			G758-8330510	WO-808461	8330510	BOLT, "U", right spring and left spring (over axle tube)	3	ea
16-1			G503-7371061	WO-339372	7371061	BOLT, "U", right spring (over axle tube)	1	ea
16-1	H1	013-1100	H101-0131100		131100	NUT, PLAIN, HEXAGON, $\frac{1}{16}$ -20NF-2	8	ea
						WASHER, lock, hv, S, cd- or zn-pltd, $\frac{1}{16}$ in.	8	ea

1601.1

(1) ILLUSTRATION NO.	(2) REFERENCE SYMBOLS	(3) FEDERAL STOCK NO.	(4) ORDNANCE STOCK NO.	(5) MFR'S PART NO.	(6) ORDNANCE PART NO.	(7) DESCRIPTION	(8) QUANTITY INCORPORATED IN UNIT	(9) UNIT OF ISSUE
GROUP 16—SPRINGS AND SHOCK ABSORBERS								
—Continued								
1601.1—FRONT SPRINGS—Continued								
16-3			G758-8333138	WO-810579	8333138	BOLT, "U", spring shackle, RH thread (used on M38A1 vehicles serial No. 11440) (M170)	2	ea
16-3					443342	NUT, LOCK, hex-hd, S, cd- or zn-pltd, 5/16-18NF (Huglock type)	4	ea
16-1			G758-8329600	WO-805580	8329600	BUMPER, axle, front (superseded by BUMPER WO-802454)	2	ea
16-1	HI		H101-9409102	WO-802454	9409102	BUMPER, axle, front (supersedes BUMPER 8329600)	2	ea
16-5				MAT-8215-23 WO-120184 WO-119944		BOLT, mach, hex-hd, w/spring LOCK WASHER, S, cd- or zn-pltd, 5/16-24NF-2 x 3/4	4	ea
						CLIP, rebound, front, intermediate	4	ea
16-5			G758-8331235	MAT-8215-24 WO-120185 WO-119914	8331235	CLIP, rebound, front, intermediate, assy (includes CLIP, BOLT, SPACER, and NUT)	4	ea
						CLIP, rebound, front, large	4	ea
16-5			G758-8331232	WO-119914	8331232	CLIP, rebound, front, large, assy (includes CLIP, BOLT, SPACER, and NUT)	4	ea
						CLIP, rebound, front, large, assy (includes CLIP, BOLT, SPACER, and NUT)	4	ea
16-5			G758-8329601	WO-806968	8329601	CLIP, rebound, front, assy (large) (includes CLIP, BOLT, SPACER, and NUT) (M170)	4	ea
						CLIP, rebound, front, small	4	ea
16-5			G758-8331234	MAT-8215-22 WO-120183 WO-119913	8331234	CLIP, rebound, front, large, assy (includes CLIP, BOLT, SPACER, and NUT)	4	ea
						CLIP, rebound, front, small, assy (includes CLIP, BOLT, SPACER, and NUT)	4	ea
						BOLT, SPACER, and NUT (M170)	4	ea
	H16	050-4208	H1016-0504208		504208	FITTING, lubr, hyd, type, S, cd- or zn-pltd, male thd, 1/8-27NPT (ball check valve) (used on vehicles through serial No. 11440)	4	ea
16-1, 3	H16	050-4203	H1016-0504203		504203	FITTING, lubr, hyd, type 1, S, cd- or zn-pltd, 1/4-28NF, male (ball check valve) (used on vehicles after serial No. 11440)	4	ea
16-5				MAT-8215-26 MAT-8216-26 WO-120181 WO-810542		NUT, hex, S, 5/16-18NC (cnp rebound)	12	ea
16-1, 3			G758-8333259	WO-810542	8333259	PLATE, side, spring shackle (used on vehicles after serial No. 11440)	2	ea

16-1			G503-7735843	WO-A1252	7735843	RETAINER, shackle grease seal.	4	ea
16-5				MAT-8215-28 MAT-8216-28 WO-120182		RIVET, button-hd, S (clip rebound).	12	ea
16-1	H1	012-4155	H001-0124155		124155	SCREW, CAP, HEXAGON-HEAD: low-carb-S, cd- or zn-pltd, 1/8-20UNF-2A x 3 (spring pivot)	2	ea
16-1, 3		5330-769-7602	G740-7697602	WO-801045	7697602	SEAL, grease, shackle.	4	ea
16-1			G758-8333287	WO-811890	8333287	SEAL, spring, shackle (ru) (use on vehicles after serial No. 11440) (M170)	4	ea
		2510-769-7601	G740-7697601	WO-800821	7697601	SEAT, spring clip, front left, w/SHAFT (welded) (includes SHAFT and WASHER) (M38A1)	1	ea
		2510-769-7600	G740-7697600	WO-808709		SEAT, spring clip, front left, w/SHAFT (welded) (includes SHAFT and WASHER) (M170)	1	ea
16-3				WO-800823	7697600	SEAT, spring clip, front right, w/SHAFT (welded) (includes SHAFT and WASHER) (M38A1)	1	ea
		2510-737-1090	G503-7371090	WO-808710		SEAT, spring clip, front right, w/SHAFT (welded) (includes SHAFT and WASHER) (M170)	1	ea
		2510-773-5833	G503-7735833	WO-A513	7371090	SHACKLE, front, left spring, LH thd (front end left front spring) (used on vehicles through serial no. 11440)	1	ea
16-5				WO-A514	7735833	SHACKLE, front, right spring, RH thd (front end right front spring) (used on vehicles through serial no. 11440)	1	ea
				MAT-8215-27 MAT-8216-27 WO-120180		SPACER, clip, rebound.	12	ea
				WO-802825	8329978	SPRING, front, assy (9 leaf) (superseded by SPRING WO-907818) (M170)	2	ea
16-3				WO-907818		SPRING, front, assy (9 leaf) (supersedes SPRING 8829978) (M170)	2	ea
				WO-119962	8329649	Composed of:		
				WO-120816	8329601	1 BOLT		
				WO-120817		2 CLIP (large)		
				WO-119722		2 CLIP (small)		
				WO-119723		1 LEAF no. 1, 39.25 (between eye centers)		
				WO-119724		1 LEAF no. 2, 39.25 (between eye centers)		
				WO-119725		1 LEAF no. 3, 34.50		
				WO-119726		1 LEAF no. 4, 30.0		
				WO-119727		1 LEAF no. 5, 26.0		
				WO-119728		1 LEAF no. 6, 22.0		
						1 LEAF no. 7, 18.25		
						1 LEAF no. 8, 14.0		
						1 LEAF no. 9, 10.0		
						1 NUT		
					103025			

1601.1

(1) ILLUSTRATION NO.	(2) REFERENCE SYMBOLS	(3) FEDERAL STOCK NO.	(4) ORDNANCE STOCK NO.	(5) MFR'S PART NO.	(6) ORDNANCE PART NO.	(7) DESCRIPTION	(8) QUANTITY INCORPORATED IN UNIT	(9) UNIT OF ISSUE
16-5			G758-8330507	MAT-8215 WO-808458	8330507	GROUP 16—SPRINGS AND SHOCK ABSORBERS —Continued 1601.1—FRONT SPRINGS—Continued SPRING, front, assy (12 leaf) (M38A1)	2	ea
16-5					7875006	Composed of: 1 BOLT		
16-5					8331235	2 CLIP, intermediate		
16-5					8331232	2 CLIP, large		
16-5					8331234	2 CLIP, small		
16-5				MAT-8215-1 WO-119898		1 LEAF, no. 1, 39.62 (between eye centers)		
16-5				MAT-8215-2 WO-119899		1 LEAF, no. 2, 39.38 (between eye centers)		
16-5				MAT-8215-3 WO-119900		1 LEAF, no. 3, 37.25		
16-5				MAT-8215-4 WO-119901		1 LEAF, no. 4, 34.38		
16-5				MAT-8215-5 WO-119902		1 LEAF, no. 5, 29.88		
16-5				MAT-8215-6 WO-119903		1 LEAF, no. 6, 28.00		
16-5				MAT-8215-7 WO-119904		1 LEAF, no. 7, 25.88		
16-5				MAT-8215-8 WO-119905		1 LEAF, no. 8, 21.88		
16-5				MAT-8215-9 WO-119906		1 LEAF, no. 9, 20.00		
16-5				MAT-8215-10 WO-119907		1 LEAF, no. 10, 18.25		
16-5				MAT-8215-11 WO-119908		1 LEAF, no. 11, 14.00		
16-5				MAT-8215-12 WO-119909		1 LEAF, no. 12, 10.00		
16-5					120868	1 NUT		ea
16-1			G758-8330767	WO-808467	8330767	SPRING, front, w/BEARING, assy (M38A1)	2	ea
			G758-833019	WO-802954	833019	SPRING, front, w/BEARING, assy (superseded by SPRING WO-907838) (M170)	2	ea
				WO-907838		SPRING, front, w/BEARING, assy (supersedes SPRING 833019)	2	ea

1601.3 -- REAR SPRINGS

16-2, 6											3	ea
16-1, 2, 4											1	ea
											2	ea
											4	ea
											2	ea
											2	ea
16-6											2	ea
16-6											2	ea
16-4											2	ea
16-2											2	ea
16-2											2	ea
16-4											12	ea
16-2											4	ea
16-2											8	ea
16-2											8	ea
16-4											4	ea
16-4											8	ea
16-4											8	ea
16-4											2	ea
16-2											4	ea
16-2											2	ea
16-2											2	ea
16-2											4	ea
											2	ea

BEARING, bushing type, shackle, right (rear end left rear spring (2)), rear end right rear spring (1) (used on vehicles through serial no. 11440)

BEARING, bushing type, shackle, left (rear end right rear spring) (used on vehicles through serial no. 11440)

BEARING, bushing type, silent block

BEARING, bushing type, spring shackle, RH thread (rear end, left and right rear spring) (used on vehicles after serial no. 11440)

BOLT, center, rear spring, $\frac{3}{16}$ -24NF-3 x $2\frac{3}{4}$ (superseded by BOLT 7371055) (M170)

NUT, plain, hex, lt, s-fin, S, $\frac{3}{16}$ -24NF-2 (superseded by BOLT 7371055)

BOLT, center, rear spring, S, $\frac{5}{16}$ -24NF-3 x $3\frac{1}{4}$ (for 13 leaf) (superseded by BOLT 7371055) (M38A1)

NUT, plain, hex, reg, s-fin, $\frac{5}{16}$ -24NF-2 (superseded by BOLT 7371055)

BOLT, center, rear spring, w/NUT, assy, $\frac{5}{16}$ -24NF x $2\frac{3}{4}$ (supersedes BOLT 7375006, 8331239, NUT 120368, 103025) (M170)

BOLT, MACH, hex-hd, S, cd- or zn-pltd, $\frac{7}{16}$ -20NF-3 x 3.

NUT, self-kg, hex, S, cd- or zn-pltd, $\frac{7}{16}$ -20NF-2 (rear spring attaching)

BOLT, hex-hd, spec, S, $\frac{5}{16}$ -18NC x $2\frac{1}{2}$ (clip rebound)

BOLT, "U" (M38A1)

NUT, PLAIN, hex, $\frac{7}{16}$ -20NF-2

WASHER, lock, hv, S, cd- or zn-pltd, $\frac{7}{16}$ in.

BOLT, "U" (M170)

NUT, sp, hex, $\frac{7}{16}$ -20NF-2

WASHER, lock, hv, S, cd- or zn-pltd, $\frac{7}{16}$ in.

BOLT, "U", spring shackle, RH thread (used on M38A1 vehicles after serial no. 11440) (M170)

NUT, lock hex-hd, S, cd- or zn-pltd, $\frac{9}{16}$ -18NF ("Hug-lock" type)

BUMPER, axle, rear (superseded by BUMPER WO-802454)

BUMPER, axle, rear (supersedes BUMPER 8329600)

BOLT, mach, assembled washer, hex-hd, split lock washer, S, cd- or zn-pltd, $\frac{5}{16}$ -24UNF-2A x $\frac{3}{4}$ (rear axle bumper)

NUT, plain, hex, reg, s-fin, S, $\frac{5}{16}$ -24NF-2 (rear axle bumper)

(1) ILLUSTRATION NO.	(2) REFERENCE SYMBOLS	(3) FEDERAL STOCK NO.	(4) ORDNANCE STOCK NO.	(5) MFR'S PART NO.	(6) ORDNANCE PART NO.	(7) DESCRIPTION	(8) QUANTITY INCORPORATED IN UNIT	(9) UNIT OF ISSUE
GROUP 16—SPRINGS AND SHOCK ABSORBERS —Continued								
1601.3—REAR SPRINGS—Continued								
16-6				MAT-8216-23 WO-120187 WO-119945	8331238	CLIP, rebound, rear, intermediate.	4	ea
16-6			G758-8331238	MAT-8216-24 WO-120188 WO-119934	8331236	CLIP, rebound, rear, intermediate, assy (includes CLIP, BOLT, SPACER, and NUT)	4	ea
			G758-8331236	WO-806969	8331237	CLIP, rebound, rear, large, assy (includes CLIP, BOLT, SPACER, and NUT) (M38A1)	4	ea
			G758-8329603	WO-119933		CLIP, rebound, rear, large, assy (includes CLIP, BOLT, SPACER, and NUT) (M170)	4	ea
			G758-8331237	WO-119963		CLIP, rebound, rear, small, assy (includes CLIP, BOLT, SPACER, and NUT) (M38A1)	4	ea
16-6	H16	050-4208	H016-0504208	MAT-8216-22 WO-120186	504208	CLIP, rebound, rear, small assy (includes CLIP, BOLT, SPACER, and NUT) (M170)	4	ea
16-2, 4	H16	050-4203	H016-0504203		504203	CLIP, rebound, rear, small	4	ea
16-6				MAT-8216-26 MAT-8215-26 WO-120181 WO-808707		FITTING, LUBRICATION, hyd, surface, check, sight, $\frac{1}{8}$ -27NPTF short male (ball check valve) (used on vehicles through serial No. 11440)	12	ea
16-2, 4		2510-737-5001	G740-7375001	WO-801736	7375001	FITTING, LUBRICATION, hyd, sight, $\frac{1}{4}$ -28NF, male (ball check valve) (used on vehicles after serial No. 11440)	4	ea
16-2, 4			G758-8333259	WO-810542	8333259	NUT, hex, S, $\frac{1}{16}$ -18NC (clip rebound)	1	ea
16-2		2510-773-5843	G503-7735843	WO-A1252	7735843	PLATE, left spring clip, w/SHAFT (welded) (includes SHAFT and WASHER) (M170)	1	ea
16-6				MAT-8215-28 MAT-8216-28 WO-120182		PLATE, right spring clip, w/SHAFT (welded) (includes SHAFT and WASHER) (M38A1)	2	ea
16-2	H1	012-4155	H101-0124155		124155	PLATE, side, spring shackle (used on vehicles after serial No. 11440)	4	ea
						RETAINER, grease seal, shackle.	12	ea
						RIVET, button-hd, S (clip rebound)	2	ea
16-2						SCREW, CAP, HEXAGON-HEAD, low-carbon-S, cd- or zn-pltd, $\frac{3}{16}$ -20UNF-2A x 3 (spring pivot)	2	ea

16-2	5380-769-7602	G740-7697602	WO-801045	7697602	SEAL, grease, shackle.	4	ea
16-2, 4		G758-8333287	WO-811890	8333287	SEAL, spring shackle (ru) (used on vehicles after serial No. 11440)	4	ea
16-2			WO-801735	7375000	SEAT, left spring clip, w/SHAFT (welded) (includes SHAFT and WASHER) (M38A1)	1	ea
16-4			WO-808708		SEAT, right spring clip, w/SHAFT (welded) (includes SHAFT and WASHER) (M170)	1	ea
	2510-787-1090	G508-7371090	WO-A513	7371090	SHACKLE, rear, left spring, LH thd (rear end, rear right spring) (used on vehicles through serial No. 11440)	1	ea
	2510-773-5833	G503-7735833	WO-A514	7735833	SHACKLE, rear, left spring, RH thd (rear end, rear left spring) (used on vehicles through serial No. 11440)	1	ea
16-6			MAT-8215-27		SPACER, clip, rebound.	12	ea
			MAT-8216-27				
			WO-120180				
16-6		G758-8330508	MAT-8216	8330508	SPRING, rear, assy (13 leaves) (M38A1)	2	ea
			WO-808459		Composed of:		
				8331239	1 BOLT		
				8331236	2 CLIP (large)		
				8331237	2 CLIP (small)		
				8331238	2 CLIP (intermediate)		
16-6			MAT-8216 1		1 LEAF, No. 1, 46.12 (between eye centers)		
			WO-119920				
16-6			MAT-8216-2		1 LEAF, No. 2, 45.88 (between eye centers)		
			WO-119921				
16-6			MAT-8216-3		1 LEAF, No. 3, 43.50		
			WO-119922				
16-6			MAT-8216-4		1 LEAF, No. 4, 36.00		
			WO-119923				
16-6			MAT-8216-5		1 LEAF, No. 5, 36.00		
			WO-119924				
16-6			MAT-8216-6		1 LEAF, No. 6, 34.00		
			WO-119925				
16-6			MAT-8216-7		1 LEAF, No. 7, 32.00		
			WO-119926				
16-6			MAT-8216-8		1 LEAF, No. 8, 28.00		
			WO-119927				
16-6			MAT-8216-9		1 LEAF, No. 9, 24.50		
			WO-119928				
16-6			MAT-8216-10		1 LEAF, No. 10, 21.00		
			WO-119929				
16-6			MAT-8216-11		1 LEAF, No. 11, 17.31		
			WO-119930				
16-6			MAT-8216-12		1 LEAF, No. 12, 14.00		
			WO-119931				
16-6			MAT-8216-13		1 LEAF, No. 13, 10.50		
			WO-119932				
				120368	1 NUT		

(1) ILLUSTRATION NO.	(2) REFER- ENCE SYMBOLS	(3) FEDERAL STOCK NO.	(4) ORDNANCE STOCK NO.	(5) MFR'S PART NO.	(6) ORDNANCE PART NO.	(7) DESCRIPTION	(8) QUANTITY INCOR- PORATED IN UNIT	(9) UNIT OF ISSUE
16-4						GROUP 16—SPRINGS AND SHOCK ABSORBERS —Continued		
						1601.3—REAR SPRINGS—Continued		
				WO-808910		SPRING, rear, assy (11 leaf) (M170)	2	ea
				WO-80969	7375006	Composed of:		
				WO-119963		1 BOLT		
				WO-120831		2 CLIP		
				WO-120832		2 CLIP		
				WO-119710		1 LEAF, No. 1, 46.0 (between eye centers)		
				WO-119711		1 LEAF, No. 2, 46.0 (between eye centers)		
				WO-119712		1 LEAF, No. 3, 41.0		
				WO-119714		1 LEAF, No. 4, 36.0		
				WO-119715		1 LEAF, No. 5, 32.0		
				WO-119716		1 LEAF, No. 6, 28.0		
				WO-119717		1 LEAF, No. 7, 24.50		
				WO-119718		1 LEAF, No. 8, 21.0		
				WO-119719		1 LEAF, No. 9, 17.5		
						1 LEAF, No. 10, 14.0		
						1 LEAF, No. 11, 10.5		
						1 NUT		
16-2			G758-8333800	WO-808466	103025	SPRING, rear, w/BEARING, assy (M38A1)	2	ea
			G758-8333288	WO-808906	8333800	SPRING, rear, w/BEARING, assy (M170)	2	ea
					8333288			
16-1			G758-8330512	MAE-18302	8330512	1604.1—SHOCK ABSORBERS		
16-3			G758-8333289	WO-808450		ABSORBER, shock, front, assy (Monroe) (M38A1)	2	ea
16-2			G758-8330513	MAE-18303	8333289	ABSORBER, shock, front, assy (Monroe) (M170)	2	ea
				WO-808451	8330513	ABSORBER, shock, rear, assy (Monroe) (M38A1)	2	ea
16-4			G758-8333290	WO-809161	8333290	ABSORBER, shock, rear, assy (Monroe) (M170)	2	ea
16-1, 2		3120-734-3032	G503-7343032	WO-637936	7343032	BUSHING, mtg pin (ru)	16	ea
16-1, 2	H1	044-2880	H101-0442830		442830	NUT, self-lkg, hex, S, cd- or zn-pltd, 7/16-20NF	8	ea
16-1, 2	H1	012-0389	H001-7045621		120389	WASHER, FLAT, 1/2 ID, 1 1/4 OD, 0.083 thk	8	ea
16-7				WO-808678		1605—STABILIZER BARS (M170)		
16-7				WO-811913		BAR, stabilizer, front	1	ea
						BAR, stabilizer, front, assy (complete)	1	ea
						Composed of:		

16-8					WO-808699					8333291	1 BAR, w/BUSHING	1	ea
16-8					WO-811914					8333297	4 BUSHING	1	ea
										8333298	2 LINK		
										125348	2 NUT		
										121224	2 PIN		
										8333425	4 RETAINER		
											BAR, stabilizer, rear		
											BAR, stabilizer, rear, assy (complete)		
											Composed of:		
										8333292	1 BAR w/BUSHING		
										8333297	4 BUSHING		
										8333299	2 LINK		
										125348	2 NUT		
										121224	2 PIN		
										8333425	4 RETAINER		
										8333291	BAR, stabilizer, w/BUSHING, assy (front)	1	ea
											Composed of:		
											1 BAR		
										8333295	2 BUSHING	1	ea
										8333292	BAR, stabilizer, w/BUSHING, assy (rear)	1	ea
											Composed of:		
											1 BAR		
											2 BUSHING		
											BRACKET, stabilizer mounting bar (front and rear)	4	ea
											BOLT, mach, hex-hd, S, cd- or zn-pltd, 7/16-20NF-3 x 1 (mounting bracket to frame (4), mounting bracket to support bracket (4))	8	ea
											NUT, PLAIN, hex, lt, s-fin, S, cd- or zn-pltd, 7/16-20NF-2	8	ea
											WASHER, LOCK, med, S, cd- or zn-pltd, 7/16 in.	8	ea
											BRACKET, stabilizer support (rear)	2	ea
											BOLT, mach, hex-hd, S, cd- or zn-pltd, 7/16-20NF-2 x 1	6	ea
											NUT, PLAIN, hex, lt, s-fin, S, cd- or zn-pltd, 7/16-20NF-2	6	ea
											WASHER, LOCK, med, S, cd- or zn-pltd, 7/16 in. (support bracket to frame side rail)	6	ea
											BUSHING, RUBBER, stabilizer link	4	ea
											BUSHING, RUBBER, stabilizer link	8	ea
											BUSHING, stabilizer	4	ea
											LINK, stabilizer (front)	2	ea
											NUT, SLOTTED, HEXAGON, lt, thk, s-fin, S, cd- or zn-pltd, 3/8-24NF-2	2	ea
											PIN, COTTER, split, S, pltd, 3/8 x 1 (stabilizer link to stabilizer bar)	2	ea
											PIN, COTTER, split, S, cd- or zn-pltd, 1/4 x 1	2	ea
											WASHER, FLAT, SAE, std, S, cd- or zn-pltd, 2 1/8 ID, 1 1/8 OD, 3/8 thk (stabilizer link to shaft)	2	ea

(1) ILLUSTRATION NO.	(2) REFERENCE SYMBOLS	(3) FEDERAL STOCK NO.	(4) ORDNANCE STOCK NO.	(5) MFR'S PART NO.	(6) ORDNANCE PART NO.	(7) DESCRIPTION	(8) QUANTITY INCORPORATED IN UNIT	(9) UNIT OF ISSUE
16-8						GROUP 16—SPRINGS AND SHOCK ABSORBERS —Continued		
16-8	H1	012-5348	G758-8333299 H101-0125348	WO-808717	8333299 125348	1605—STABILIZER BARS (M170)—Continued LINK, stabilizer (rear)	2	ea
16-8	H1	012-1224	H101-0121224		121224	NUT, SLOTTED, HEXAGON, lt, thk, s-fin, S, cd- or zn-pltd, $\frac{3}{8}$ -24NF-2	2	ea
	H1	013-7185	H001-4417731		137185	PIN, COTTER, split, S, pltd, $\frac{3}{8}$ x 1 (stabilizer link to stabilizer bar)	2	ea
16-8	H1	5310-013-1016	H001-7043861		131016	PIN, COTTER, split, S, cd- or zn-pltd, $\frac{1}{8}$ x 1 (stabilizer link to shaft)	2	ea
16-7, 8				WO-808713		WASHER, FLAT, SAE, std, S, cd- or zn-pltd, $\frac{2}{16}$ ID, $\frac{1}{16}$ OD, $\frac{3}{8}$ thk (stabilizer link to shaft)	4	ea
16-7, 8			G758-8333425	WO-642944	8333425	PLATE, mounting bracket	8	ea
						RETAINER, cushion		
						GROUP 17—FENDERS AND HOOD		
						1701—FENDERS AND APRONS		
				WO-680403	8393198	ANTI-SQUEAK, $1\frac{1}{2}$ wide, 15.94 lg. $\frac{1}{8}$ thk (fender to body side panel)	2	ea
				WO-680001	8677609	APRON, splash, left front fender	1	ea
				WO-680002		APRON, splash, right front fender	1	ea
				WO-680125		BRACE, fender, front (used on vehicles thru serial No. 60406)	2	ea
				WO-684285		BRACE, fender, front (used on vehicles after serial No. 60406)	2	ea
				WO-680475	8328417	BRACE, left fender, front, w/weld NUTS, assy (used on vehicles up to serial No. 60406)	1	ea
				WO-684501		BRACE, left fender, front, w/weld NUTS (used on vehicles after serial No. 60406)	1	ea
				WO-680466	8328418 9409115	BRACE, right fender, front, assy	1	ea
	H1		G758-8328418 H101-9409115			BOLT, assembled, washer, hex-hd, split lock washer, S, cd- or zn-pltd, $\frac{3}{8}$ -24UNF-2A x $1\frac{1}{2}$	4	ea
	H1	5310-012-0388	H001-7045591		120388	WASHER, flat, S, cd- or zn-pltd, $\frac{1}{8}$ ID, 1 OD, 0.083 thk	4	ea
				WO-677927		FENDER, front, left, w/NUTS and RETAINERS assy (superseded by FENDER WO-688231) (used on vehicles through serial No. 73455) (M38A1)	1	ea

				WO-688231				FENDER, front, left, w/NUTS and RETAINERS, assy (supersedes FENDER WO-677927) (used on M38A1 after serial No. 73455 and at start on M170 production)	1	ea
			G758-8328420	WO-680455			8328420	FENDER, front, left, w/weld NUTS, assy (welded) (complete) (superseded by FENDER WO-684565) (used on vehicle through serial No. 60406) (M38A1)	1	ea
				WO-684565				FENDER, front, left, w/weld NUTS (welded) (complete) (supersedes FENDER 8328420) (superseded by FENDER WO-688238) (used on vehicles after serial No. 60406) (M38A1)	1	ea
		18-1, 2, 3		WO-688233				FENDER, front, left, w/weld NUTS, assy (welded) (complete) (supersedes FENDER WO-684565) (used on M38A1 after serial No. 73455 and at start on M170 production)	1	ea
				WO-677928				FENDER, front, right, w/NUTS and RETAINERS, assy (supersedes by FENDER WO-688232) (used on vehicles through serial No. 73455) (M38A1)	1	ea
				WO-688232				FENDER, front, right, w/NUTS and RETAINERS, assy (used on M38A1 after serial No. 73455 and at start on M170 production (supersedes FENDER WO-677928)	1	ea
			G758-8328421	WO-680456			8328421	FENDER, front, right, w/weld NUTS, assy (welded) (complete) (supersedes by FENDER WO-684565) (used on vehicles through serial No. 60406) (M38A1)	1	ea
				WO-684566				FENDER, front, right, w/weld NUTS, assy (welded) (complete) (supersedes FENDER 8328421) (superseded by FENDER WO-688234) (M38A1)	1	ea
		18 1, 2, 3		WO-688234				FENDER, front, right, w/weld NUTS, assy (welded) (complete) (used on M38A1 after serial No. 73455 and at start on M170 production (supersedes FENDER WO-684566)	1	ea
			5305-737-2886	WO-673468		G740-7372886	7372886	SCREW, int-teeth lock washer, hex-hd, S, cd- or znpd, 5/16 18NC x 3/4	8	ea
				WO-A2891			8393066	FILLER, front fender brace (used on vehicles through serial No. 60406)	2	ea
				ONB-SN2716 WO-680445				NUT, weld, S, 5/8-18NC (left front fender (6) right front fender (1) engines up to serial No. 29295 left front fender (4) right front fender (3) (used on engines after serial No. 29295)	14	ea
				ONB-SN1610 WO-674898 WO-663858 ONB-SN2113 WO-674850 WO-682169			8677317	NUT, weld, S, No. 10-24NC (left front fender)	1	ea
								NUT, weld, S, 1/2-20NC (left front fender brace)	2	ea
								NUT, weld, S, 1/4-20NC (left front fender (2), right front fender (2))	4	ea
								REINFORCEMENT, front fender rear corner, left and right	2	ea

(1) ILLUSTRATION NO.	(2) REFER- ENCE SYMBOLS	(3) FEDERAL STOCK NO.	(4) ORDNANCE STOCK NO.	(5) MFR'S PART NO.	(6) ORDNANCE PART NO.	(7) DESCRIPTION	(8) QUANTITY INCOR- PORATED IN UNIT	(9) UNIT OF ISSUE
GROUP 17—FENDERS AND HOOD—Continued								
1701—FENDERS AND APRONS—Continued								
				WO-A3098		REINFORCEMENT, front fender brace, left and right (used on vehicles through serial No. 60406)	2	ea
				WO-688517		REINFORCEMENT (front fender brace, left)	1	ea
				WO-688518		REINFORCEMENT, front fender brace, right (used on vehicles after serial No. 60406)	1	ea
		2510-769-7548	G740-7697548	WO-A3549	7697548	RETAINER, sq-nut, $\frac{5}{16}$ in. (right front fender to radiator guards (2) left front fender radiator guards (2))	4	ea
	H1	012-0399	H101-4139781		120399	NUT, mach screw, sq, S, cd- or zn-pltd, $\frac{5}{16}$ -18NC-2.	4	ea
1703—HOOD								
			G758 8328461	WO-680577	8328461	BOLT, "U", hood catch, S, cd- or zn-pltd, $\frac{1}{4}$ -20NC	1	ea
	H1		H101-0271172		271172	NUT, hex, ext-teeth lock washer, S, cd- or zn-pltd, $\frac{1}{4}$ -20NC-2B	2	ea
		2510-769-7483	G740-7697483	WO-673486	7697483	BRACKET, catch	2	ea
	H1		H101-0191985		191985	SCREW, ext-teeth-lock washer, cross-recess-pan-hd, S, cd- or zn-pltd, $\frac{1}{4}$ -20NC-2 x $\frac{1}{2}$	4	ea
				WO-681233	8677400	BRACKET, support, shovel blade retainer	1	ea
				WO-681263	8393226	BRACKET, support, shovel blade retainer (panel reinforcement)	1	ea
		2510-769-7487	G740-7697487	WO-673631	7697487	CATCH	2	ea
	H1		H101-9409106		9409106	BOLT, machine, assembled washer, hex-hd, split lock washer, S, cd- or zn-pltd, $\frac{1}{4}$ -20UNC2 x $\frac{1}{2}$	4	ea
			G758-8328469	WO-680664	8328469	COVER, breather tube opening (panel, right side)	1	ea
	H1		H101-0454783		454783	SCREW, assembled washer, cross-recess-pan-hd, int-teeth-lock washer, header-pt, S, cd- or zn-pltd, No. 10, (0.190)-24NC-2A x $\frac{1}{2}$	2	ea
			G758-8328470	WO-680985	8328470	HINGE, left, w/PIN, assy (half)	1	ea
			G758-8328471	WO-680936	8328471	HINGE, right, w/PIN, assy (half)	1	ea
			G740-7697440	WO-673597	7697440	SCREW, assembled washer, hex-hd, int-teeth lock washer, header-pt, S, cd- or zn-pltd, $\frac{5}{16}$ -18UNC-2A x $\frac{3}{4}$ (superseded by SCREW 425388)	6	ea
	H1		H101-0425388		425388	SCREW, int-teeth-lock washer, hex-hd, header-pt, S, cd- or zn-pltd, $\frac{5}{16}$ -18NC-2 x $\frac{5}{8}$ (supersedes SCREW 7697440)	6	ea
				WO-680457	8677598	HOOD, w/weld NUTS, assy (welded) (complete)	1	ea
			G758-8328472	WO-680475	8328472	HOOD, assy (painted)	1	ea




Figure 18-1. Body—right front view






Figure 18-2. Body—right front view w/ spare wheel carrier (M170)



KEY ITEM	PART NO	GROUP	KEY ITEM	PART NO	GROUP
A—CUSHION	WO-691552	1806	D—FENDER	WG-688233	1701
B—SEAT	WO-691551	1806	E—FENDER	WG-688234	1701
C—WINDSHIELD	WO-688337	1804	F—BODY	WG-685901	1800

RA PD 367168


Figure 18-3. Body—right front view w/o spare wheel carrier (M170)



KEY ITEM	PART NO	GROUP
A—SEAT, ASSY	8328489	1806
B—SEAT, ASSY	7697534	1806
C—SEAT, ASSY	7697535	1806
D—BRACKET, ASSY	WD-689016	1504
E—LIGHT, ASSY	7760506	0609
F—BUMPERETTE	7372819	210
G—REFLECTOR	506101	2202
H—PINILE, ASSY	7073209	1503
I—STRAP, ASSY	7698489	1808
K—BRACKET, ASSY	7375163	1808
L—LIGHT, ASSY	7780507	0609
M—COVER, ASSY	7731428	0617

RA-PD-267248


Figure 18-4. Body—rear view



KEY	ITEM	PART NO	GROUP	KEY	ITEM	PART NO	GROUP
A	BOW	WO-683000	2201	J	HOOK, ASSY	WO-684130	1803.1
B	BOW	WO-683024	2201	K	TAIL GATE,		
C	BOW	WO-684988	2201		ASSY	WO-684072	1803.1
D	BOW	WO-685000	2201	L	STRAP	WO-685789	1808
E	RACK	WO-684972	1812	M	HOOK, ASSY	WO-684129	1803.1
F	RACK	WO-684964	1812	N	CUSHION	WO-691543	1812
G	REST	WO-683013	1812	P	BOW	WO-683003	2201
H	CUSHION	WO-691544	1812	Q	BOW	WO-683023	2201
				R	BOW	WO-684996	2201

RA PD 367185

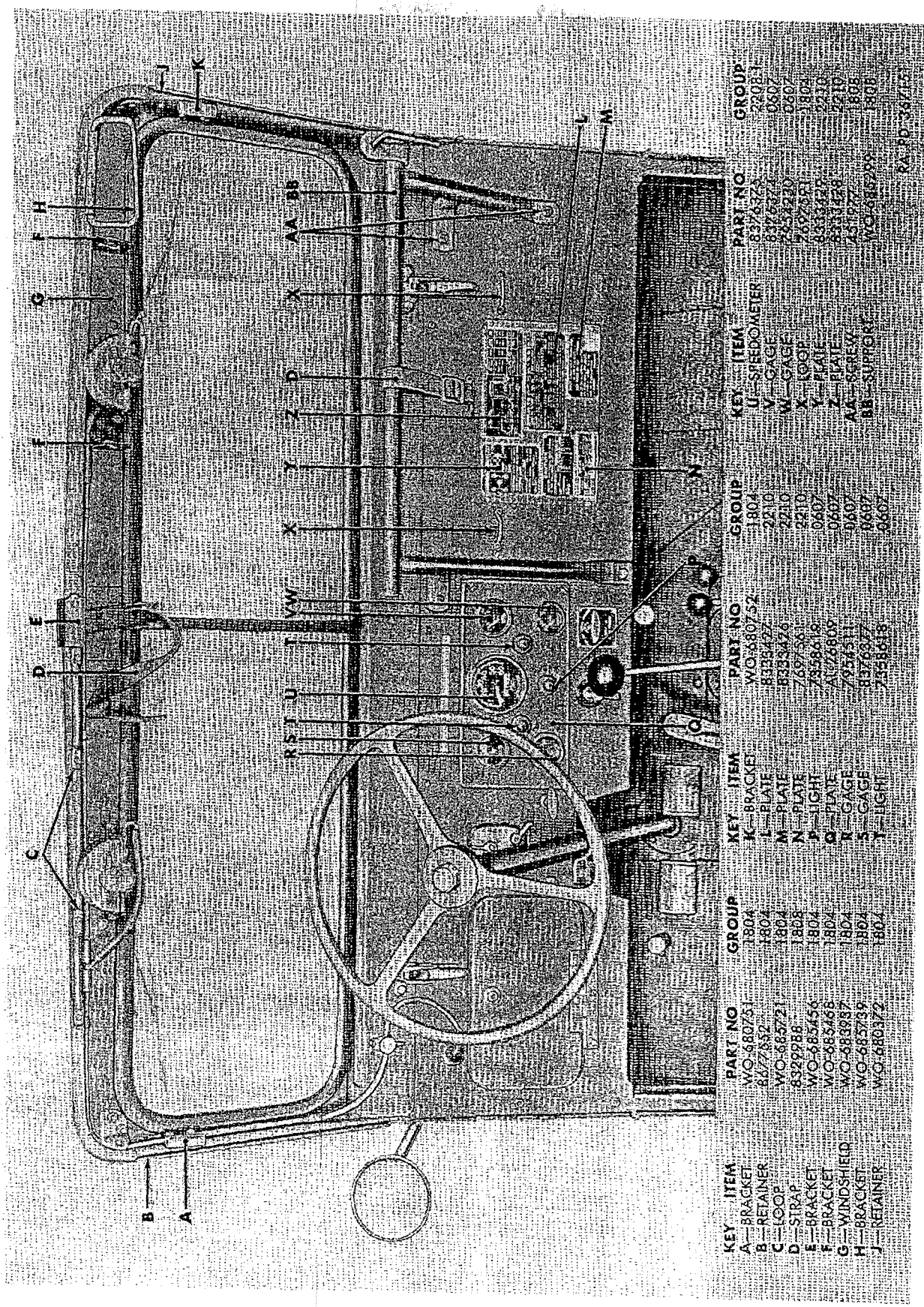
Figure 18-5. Body—rear view (M170)



KEY	ITEM	PART NO	GROUP	KEY	ITEM	PART NO	GROUP
A	GLASS	59-G-673	1804	W	PLATE	8386440	
B	DOOR	8329630	1808	X	PLATE	8386429	2210
C	VALVE	8329996	2202	Y	LOCK ASSY	8329633	2210
D	LOCK ASSY	7375399	1808	Z	BOIT AND /AW	8408107	1804
E	WHEEL ASSY	7375336	1401	AA	PLATE	8673369	2210
F	CONTROL ASSY	8329760	0312	BB	PLATE	8477436	2210
G	MOTOR ASSY	500844	2202	CC	PLATE	7697562	2210
H	CAP	7412442	0611	DD	PLATE	7697552	2210
J	SWITCH ASSY	7368702	0607	EE	CONTROL	7697552	2210
K	GAGE ASSY	8326378	0607	FF	PLATE	8329636	2210
L	AMMETER ASSY	8374379	0607	GG	PEDAL	7060437	0304
M	LIGHT ASSY	7760412	2208.1	HH	SWITCH ASSY	7740409	0603
N	SPEEDOMETER ASSY	8326375	1804	II	PEDAL ASSY	8333264	0607
P	FRAME ASSY	8329659	1804	KK	CONTROL ASSY	8329761	0332
Q	WEATHERSEAL	8332045	1804	LL	PEDAL ASSY	7697453	0312
R	WINDSHIELD ASSY	8376374	0607	MM	PEDAL ASSY	7373360	1204
S	GAGE ASSY	8376380	2101	NN	SWITCH ASSY	7729788	0602
T	GAGE ASSY	451976	2101	PP	MIRROR ASSY	8673666	0608
U	SCREW AND /W ASSY	8673666	2101				2207

Figure 18-6. Front compartment

RA ED 26724



KEY	ITEM	PART NO	GROUP	KEY	ITEM	PART NO	GROUP	KEY	ITEM	PART NO	GROUP
A	BRACKET	WO-680751	1804	K	BRACKET	WO-680752	1804	U	SPEEDOMETER	6374375	2208
B	RETAINER	8077832	1804	L	PLATE	8335427	2210	V	GAGE	8376778	0607
C	LOOP	WO-685731	1804	M	PLATE	8333476	2210	W	GAGE	2853230	0607
D	STRAP	6329288	1808	N	PLATE	7697561	0607	X	LOOP	2097481	1809
E	BRACKET	WO-685456	1804	P	LIGHT	7358018	0607	Y	PLATE	8333429	2210
F	BRACKET	WO-685468	1804	Q	PLATE	AG76809	0607	Z	PLATE	8333428	2210
G	WINDSHIELD	WO-683887	1804	R	GAGE	7954511	0607	AA	RAREM	251427	1808
H	BRACKET	WO-685739	1804	S	GAGE	837687	0607	AB	SUPPORT	WO-685266	1808
J	RETAINER	WO-680372	1804	T	LIGHT	7358618	0607				

Figure 18-7. Front compartment (M170)





Figure 18-8. Windshield and related parts—exploded view

Key	Item	Part No.	Group
A	--BRACKET.....	WO-680822	1804
B	--BOLT, w/LOCK WASHER..	425379	1804
C	--BUMPER, ASSY.....	8328465	1804
D	--BUMPER, ASSY.....	8328464	1804
E	--STRAP, ASSY.....	8329655	1808
F	--SCREW.....	162688	1804
G	--LOOP.....	7697591	1804
H	--SCREW, w/LOCK WASHER	425380	1804
J	--CATCH, ASSY.....	8328468	1804
K	--BRACKET.....	8393208	1804
L	--SCREW, w/LOCK WASHER	454783	1804
M	--SCREW, w/LOCK WASHER	425384	1804
N	--NUT.....	120375	1804
P	--BOLT, w/LOCK WASHER..	9409107	1804
Q	--LOCK, ASSY.....	8329653	1804
R	--BOLT, w/LOCK WASHER..	425338	1804
S	--HINGE.....	8677403	1804
T	--WASHER.....	120391	1804
U	--BOLT.....	159582	1804
V	--SCREW, w/LOCK WASHER	443775	1804
W	--SCREW.....	161860	1804
X	--GLASS.....	59-G-673	1804
Y	--FILLER.....	IND-33197R	1804
Z	--FILLER.....	8329651	1804
AA	--WEATHERSEAL.....	8329659	1804
BB	--WEATHERSEAL.....	8329658	1804
CC	--HINGE.....	8392985	1804
DD	--FRAME, ASSY.....	8329652	1804

Figure 18-8. Windshield and related parts—exploded view—legend



KEY ITEM	PART NO.	GROUP	KEY ITEM	PART NO.	GROUP
A-CUSHION-ASSY	7697499	1806	D-WASHER	140241	1806
B-CUSHION-ASSY	N/A	1806	E-SCREW	140241	1806
CONSISTS OF			F-BRACKET	1328486	1806
FRAME-ASSY	W/O 873581	1806	G-SCREW-W/LOCKWASHER	225380	1806
SPRING-ASSY	2497530	1806	H-RETAINER	7697310	1806
WASHER	140241	1806	I-BRACKET	1497497	1806
SCREW	140241	1806	J-SCREW-W/LOCKWASHER	1328486	1806
C-FRAME-ASSY	140241	1806	K-RETAINER	7697310	1806
NOTE-ITEMS G, H, I AND J ARE NOT PART OF ASSY 7697499					

1 1/2 INCHES

Figure 18-8. Seat, rear, assy

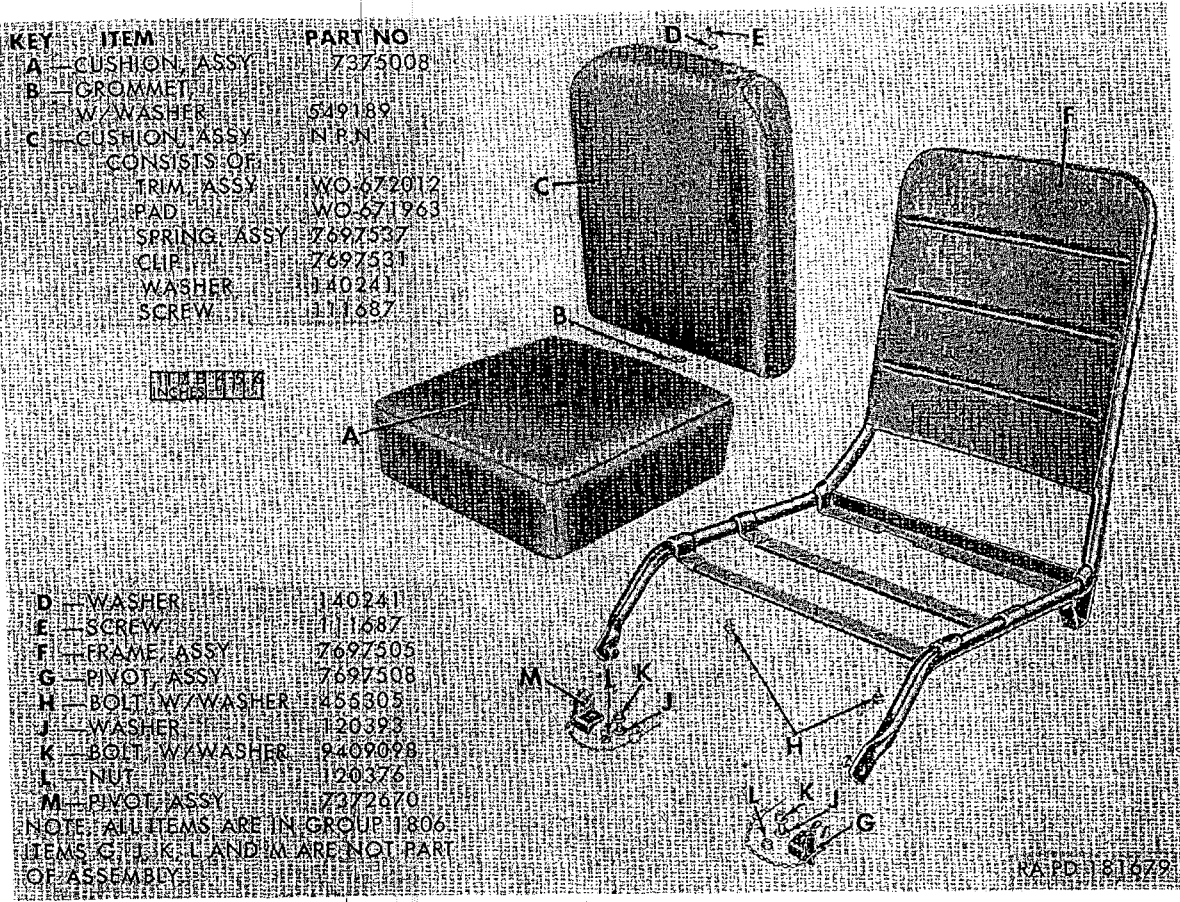


Figure 18-10. Seat, front, passenger, assy (7697534)




Figure 18-11. Seat, driver's, assy (8328489)

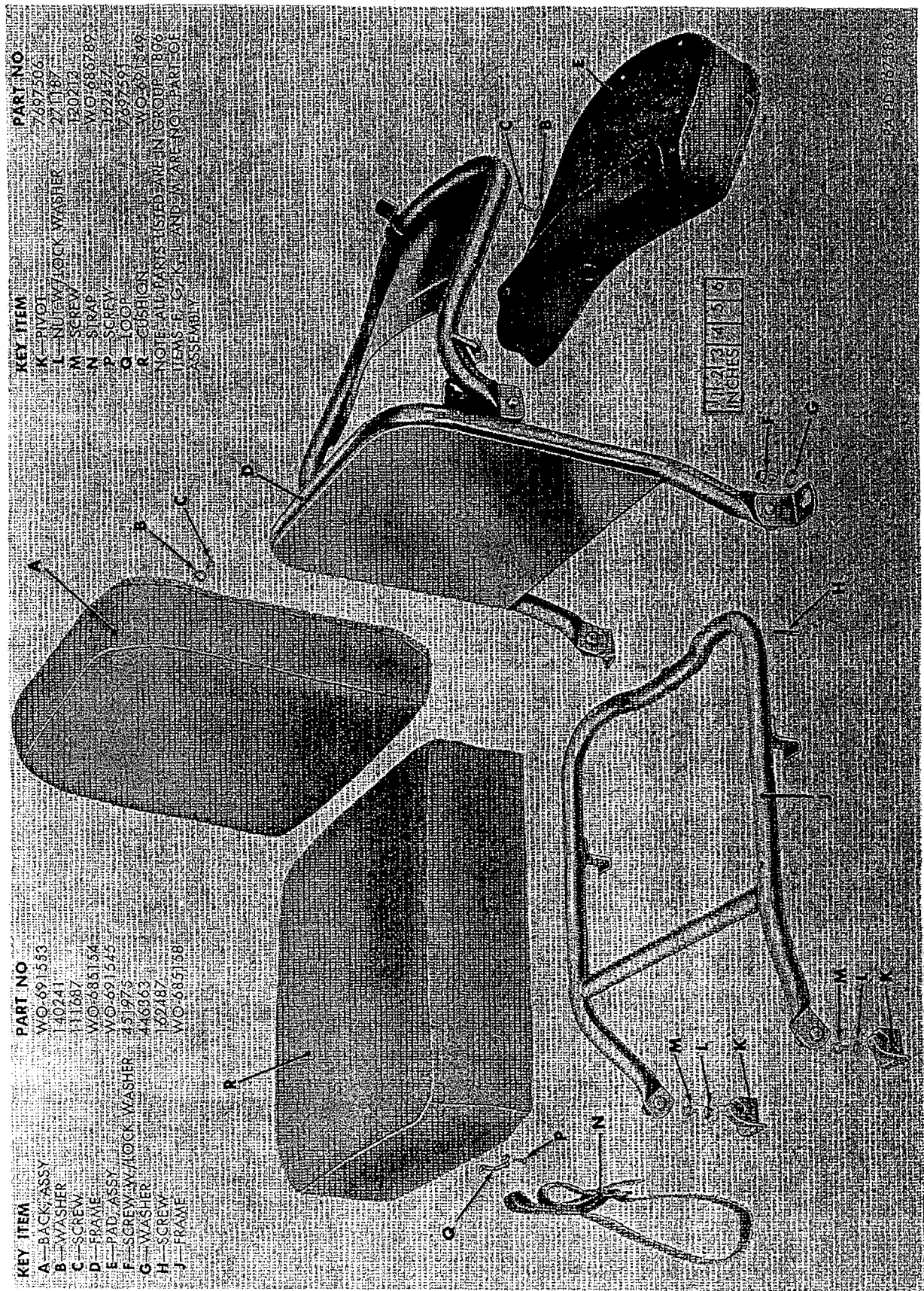


Figure 18-12. Seat, front, passenger, assy (769754) and related parts (M170)





Figure 18-13. Seat, driver's, assy (8328489) (M170)



KEY ITEM	PART NO	KEY ITEM	PART NO
A—RACK, OUTER	WO-684964	C—ROD	WO-685785
B—ARM	WO-685858	D—RACK, INNER	WO-684972
		NOTE: ALL PARTS LISTED ARE IN GROUP 1812 RA-PD-367134	

Figure 18-14. Litter racks (M170)





Figure 18-15. Wheel house cushion (M170)



Key	Item	Part No.	Group
A	--SCREW	443882	1804
B	--PLATE	7697523	1805
C	--BOLT, w/LOCK WASHER	425380	1805
D	--COVER, ASSY	8331954	1805
E	--SCREW	7351314	1805
F	--PLATE	7697519	1805
G	--PLUG	7697581	1805
H	--PLATE	WO-680506	1805
J	--BOLT, w/LOCK WASHER	425399	1805
K	--COVER	7697578	1805
L	--LID	8673345	1808
M	--PIN	7375166	1808
N	--COVER	7697525	1805
P	--CATCH	7375169	1808
Q	--SCREW	161895	1805
R	--PLATE	7375158	1805
S	--COVER	7697522	1805
T	--NUT	8329735	1805
U	--PLATE	WO-685679	1805
V	--PANEL	8677606	1805
W	--PLATE	7418147	1804
X	--SCREW	161857	1804
Y	--SCREW, w/LOCK WASHER	454783	1804
Z	--PLATE	7418148	1804
AA	--PLUG	142083	1804
BB	--PLATE	8393228	1804

Figure 18-16. Floor plates and related parts—legend

(1) ILLUSTRATION NO.	(2) REFER- ENCE SYMBOLS	(3) FEDERAL STOCK NO.	(4) ORDNANCE STOCK NO.	(5) MFR'S PART NO.	(6) ORDNANCE PART NO.	(7) DESCRIPTION	(8) QUANTITY INCOR- PORATED IN UNIT	(9) UNIT OF ISSUE
18-1				WO-680637		GROUP 18-BODY 1800-BODY ASSEMBLY BODY, complete, assy (includes BOWS, BRACES, BRACKETS, CLAMPS, COMPARTMENTS, HANDLES, tail LIGHTS, MIRROR, SEALS, SEATS, FLOORS, and PANELS) (M38A1)	1	ea
				WO-685447		BODY, complete, painted, assy (includes BOWS, BRACES, BRACKETS, CLAMPS, COMPARTMENTS, HANDLES, tail LIGHTS, MIRROR, SEALS, SEATS, FLOOR, litter RACKS, and PANELS) (M170)	1	ea
				WO-684560		BODY, assy (welded) (M170)	1	ea
				WO-680956	8680884	BODY (welded parts only) (painted) (M38A1)	1	ea
				WO-685901		BODY, assy (painted) (M170)	1	ea
18-2, 3				WO-684560		Composed of:		
				WO-684072		1 BODY		
						1 GATE, tail		
						2 HINGE		
						4 NUT		
						4 SCREW, w/lockwasher		
				PEE-261		SEALER, spot, body joints	†	ea
				WO-666197				
				PEE-144.4				
				WO-671829		SEALER, welding, body joints	†	ea
				WO-A4413		1801-BODY MOUNTING PARTS		
		2530-770-1327	G503-7701327		7701327	CUSHION, ru, 3 lg, 1 1/2 wide, 3/8 thk (No. 1 body hold-down)	2	ea
		2510-770-1328	G503-7701328		7701328	CUSHION, ru, 3 lg, 1 1/2 wide, 1/2 thk (No. 2 body hold-down)	2	ea
	H1	012-0608	H101-0120608		120608	BOLT, MACHINE, cap, hex-hd, S, cd- or zn-pltd, 3/8-24NF-3 x 2 1/4	2	ea
	H1	012-0369	H001-4167601		120369	NUT, PLAIN, HEXAGON, light, s-fin, S, cd- or zn-pltd, 3/8-24NF-2	2	ea
	H1		H001-4040541		503351	NUT, safety, S, elastic stop, cd- or zn-pltd, 3/8-24NF-3.	2	ea
	H1	5310-012-0388	H001-7045591		120388	WASHER, FLAT, pl, S, cd- or zn-pltd, 1/8 ID, 1 OD, 0.083 thk	4	ea
		2530-770-1327	G503-7701327		7701327	CUSHION, ru, 3 lg, 1 1/2 wide, 3/8 thk (No. 4 body hold-down, left side only)	1	ea


H1	2510-770-1328	G503-7701328	WO-A4414	7701328	CUSHION, ru, 3 lg, 1 1/2 wide, 1/8 thk (No. 4 body hold-down, right side only)	1	ea
H1		H001-5421301		442828	NUT, self-locking, hex, "Huglock," S, cd- or zn-pltd, 3/8-24UNC-24B, 3/8 wide, 1 3/8 thk	2	ea
H1	5310-012-0388	H001-7045591		121615	SCREW, cap, hex-hd, S, cd- or zn-pltd, 3/8-24NF-3 x 1 1/4	2	ea
	2510-770-1328	G503-7701328	WO-A4414	120888	WASHER, FLAT, S, cd- or zn-pltd, 3/8 ID, 1 OD, 0.088 thk	4	ea
	2530-770-1327	G503-7701327	WO-A4413	7701328	CUSHION, ru, 3 lg, 1 1/2 wide, 1/8 thk (No. 5 body hold-down)	2	ea
H1		H001-5421341		120677	CUSHION, ru, 3 lg, 1 1/2 wide, 3/8 thk (No. 5 body hold-down)	2	ea
H1		H001-4167601		120869	BOLT, hex-hd, S, cd- or zn-pltd, 3/8-24NF-3 x 1 1/2	4	ea
H1		H001-4040541		503351	NUT, PLAIN, HEXAGON, light, s-fin, S, cd- or zn-pltd, 3/8-24NF-2	4	ea
H1	5310-012-0388	H001-7045591		120388	NUT, SELF-LOCKING, S, elastic stop, cd- or zn-pltd, 3/8-24NF-3	4	ea
	2510-770-1328	G503-7701328	WO-A4414	7701328	WASHER, FLAT, S, cd- or zn-pltd, 1/8 ID, 1 OD, 0.088 thk	4	ea
H1	012-0232	H001-3056951		120232	CUSHION, ru, 3 lg, 1 1/2 wide, 1/8 thk (No. 6 body hold-down, inner and outer)	4	ea
H1	5310-010-7815	H001-4038521		503271	BOLT, sq, neck, step, S, cd- or zn-pltd, 3/8-18NC-2 x 1 1/4	2	ea
H1	044 6363	H101 0446363		107815	NUT, SELF-LOCKING, HEX, elastic stop, safety, S, cd- or zn-pltd, 3/8-18NC-3	2	ea
	2510-770-1328	G503-7701328	WO-A4414	446363	NUT, STAMPED STEEL, jam, hex, reg, 6-notch, S, cd- or zn-pltd, 3/8-18NC	2	ea
H1		H101-0213513		7701328	WASHER, FLAT, S, cd- or zn-pltd, 3/8 ID, 3/8 OD, 0.088 thk	2	ea
H1		H001-4038521		213513	CUSHION, ru, 3 lg, 1 1/2 wide, 1/8 thk (No. 7 body hold-down, inner and outer)	4	ea
H1		H101-0122040		503271	NUT, PLAIN, hex, hv, s-fin, S, cd- or zn-pltd, 3/8-18NC-2	4	ea
H1	044-6363	H101-0446363		122040	NUT, SELF-LOCKING, safety, elastic stop, S, cd- or zn-pltd, 3/8-18NC-3	4	ea
	2510-769-7513	G740-7697513	WO-A4416	446363	SCREW, cap, hex-hd, S, cd- or zn-pltd, 3/8 18NC-3 x 1 1/2	4	ea
H1		H001-5421261		7697513	WASHER, flat, S, cd- or zn-pltd, 3/8 ID, 7/8 OD, 0.088 thk	8	ea
H1		H001-7025741		120647	SHIM, ru, 2 1/2 in. lg, 1 1/2 in. wide, 1/8 in thk (No. 1 body hold-down) (use through vehicle serial No. 60406)	2	ea
H1		H001-7045591		120882	SCREW, cap, hex-hd, S, cd- or zn-pltd, 3/8-24NF-3 x 1	2	ea
				120888	WASHER, lock, med, S, cd- or zn-pltd, 3/8 in.....	2	ea
					WASHER, FLAT, S, cd- or zn-pltd, 1/8 ID, 1 OD, 0.088 thk	2	ea

(1) ILLUSTRATION NO.	(2) REFER- ENCE SYMBOLS	(3) FEDERAL STOCK NO.	(4) ORDNANCE STOCK NO.	(5) MFR'S PART NO.	(6) ORDNANCE PART NO.	(7) DESCRIPTION	(8) QUANTITY INCOR- PORATED IN UNIT	(9) UNIT OF ISSUE
GROUP 18 - BODY - Continued								
1801 - BODY MOUNTING PARTS - Continued								
		2510-769-7514	G740-7697514	WO-670540	7697514	SHIM, ru, 3 lg, 1 1/2 wide, 1/4 thk (No. 3 body hold-down, right side only)	1	ea
	H1	012-0678	H001-5421441		120678	BOLT, MACHINE, cap, hex-hd, S, cd- or zn-pltd, 3/8-24NF-3 x 2	1	ea
	H1				442828	NUT, self-locking, hex, "Huglock," S, cd- or zn-pltd, 3/8-24UNF-2B, 3/8 wide, 1 3/8 thk	1	ea
	H1	5310-012-0888	H001-7045591		120388	WASHER, flat, S, cd- or zn-pltd, 1/8 ID, 1 OD, 0.083 thk	2	ea
		2510-769-7514	G740-7697514	WO-670540	7697514	SHIM, ru, 3 lg, 1 1/2 wide, 1/4 thk (No. 3 body hold-down, right side only)	1	ea
	H1	012-0608	H101-0120608		120608	BOLT, MACHINE, cap, hex-hd, S, cd- or zn-pltd, 3/8-24NF-3 x 2 1/4	1	ea
	H1		H001-4167601		120369	NUT, PLAIN, hex, light, s-fin, S, cd- or zn-pltd, 3/8-24NF-2	1	ea
	H1		H001-4040541		503851	NUT, SELF-LOCKING, S, elastic stop, cd- or zn-pltd, 3/8-24NF-3	1	ea
	H1	5310-012-0888	H001-7045591		120388	WASHER, FLAT, S, cd- or zn-pltd, 1/8 ID, 1 OD, 0.083 thk	1	ea
				WO-689537		STUD, drive, No. 6 x 1/8 (body sill cushion to front floor diagonal sill extension)	4	ea
1803.1 - TAILGATE (M170)								
				WO-672592		COVER, hook w/CHAIN	2	ea
				WO-673621	7697592	HINGE, tailgate	2	ea
	H1		G740-7697592		120377	NUT, hex, lt, s-fin, cd- or zn-pltd, 3/8-16NC-2	4	ea
			H001-4167581		7697446	SCREW, lock washer, hex-hd, S, cd- or zn-pltd, 3/8-16NC x 1	4	ea
			G740-7697446	WO-673501		HOOK, w/CHAIN, left	1	ea
				WO-684131		HOOK, w/CHAIN, right	1	ea
				WO-684132	111893	RIVET, tubular, oval-hd, S, plain, 3/4 x 1/2	4	ea
	H1	5310-013-1014	H001-7043561		131014	WASHER, FLAT, S, cd- or zn-pltd, 3/8 ID, 3/8 OD, 0.049 thk	4	ea
				WO-684129		HOOK, w/CHAIN, tailgate left, assy	1	ea
				WO-672592		Composed of:		
				WO-684131		1 COVER		
						1 HOOK, w/CHAIN		
						2 RIVET		
					111893			

18-5					131014	2 WASHER HOOK, w/CHAIN, tailgate right, assy. Composed of: 1 COVER 1 HOOK, w/CHAIN 2 RIVET 2 WASHER	1	ea
		WO-684130						
		WO-672592			111893			
		WO-684132			131014			
		WO-663194				LOCK, half, tailgate, gate half, left	1	ea
		WO-663195				LOCK, half, tailgate, gate half, right	1	ea
	H2		H002-7697591		7697591	LOOP, footman (tailgate)	2	ea
	H1		H101-0155937		155937	BOLT, mach, cross-recess, fl-hd, S, cd- or zn-pltd, No. 10 (0.190)-24NC-2 x 1/2	4	ea
	H1		H101-0271166		271166	NUT, hex, ext-teeth lock washer, S, cd- or zn-pltd, No. 10-24NC-2A	4	ea
	H2		H002-8328423		8328423	LOOP, footman, 1 1/2 in. strap size (tailgate)	1	ea
	H1		H101-0155937		155937	BOLT, mach, cross-recess, fl-hd, S, cd- or zn-pltd, No. 10 (0.190)-24NC-2 x 1/2	2	ea
	H1		H101-0271166		271166	NUT, hex, ext-teeth lock washer, S, cd- or zn-pltd, No. 10-24NC-2A	2	ea
		WO-663428	G740-7697447		7697447	PIN, S, 3/8 dia, 7 lg (tailgate hinge)	2	ea
		WO-685838				STOP, lower, litter tail gate (welded)	1	ea
		WO-684155				SUPPORT, inner rear, auxiliary, litter (welded)	1	ea
		WO-684072				TAILGATE (welded)	1	ea
18-5						1804-BODY PANELS, PILLARS, AND WINDSHIELD		
		WO-680565				BRACKET, catch, hood to windshield	1	ea
		WO-680751				BRACKET, door hinge upper left (M170)	1	ea
		WO-680752				BRACKET, door hinge upper right (M170)	1	ea
					425384	SCREW, int-teeth-lock washer, hex-hd, header-pt, S, cd- or zn-pltd, 1/4-20NC-2 x 1 1/4	4	ea
		WO-673325			8680526	BRACKET, No. 6 body hold-down outer and tail light	2	ea
		WO 673339			7697497	BRACKET, pivot rear seat	2	ea
		WO-685739			425379	BOLT, int-teeth lock washer, hex-hd, header-pt, S, cd- or zn-pltd, 1/4-20NC-2 x 1/2	4	ea
		WO-685468				BRACKET, stowage, litter (windshield) (welded) (M170)	1	ea
		WO-684914				BRACKET, stowage, passenger seat cushion (windshield) (welded) (M170)	2	ea
		WO-678597			7697440	BRACKET, support, hood hinge, w/weld NUTS (used on vehicles after serial No. 60406)	1	ea
						BOLT, INTEGRAL LOCK WASHER, ext-teeth, hex-hd, S, cd- or zn-pltd, 5/16-18NC-2 x 3/8 (super- seded by SCREW 425388) (hood hinge support bracket and rad tie rod)	3	ea
					425388	SCREW, int-teeth-lock washer, hex-hd, header-pt, S, cd- or zn-pltd, 5/16-18NC-2 x 3/8 (supersedes BOLT 7697440)	3	ea

(1) ILLUSTRATION NO.	(2) REFERENCE SYMBOLS	(3) FEDERAL STOCK NO.	(4) ORDNANCE STOCK NO.	(5) MFR'S PART NO.	(6) ORDNANCE PART NO.	(7) DESCRIPTION	(8) QUANTITY INCORPORATED IN UNIT	(9) UNIT OF ISSUE
GROUP 18 - BODY - Continued								
1804 - BODY PANELS, PILLARS, AND WINDSHIELD - Continued								
18-8				WO-680821	8393203	BRACKET, support, side rail, left, top to windshield	1	ea
18-8				WO-680822	454783	BRACKET, support, side rail, right, top to windshield	1	ea
18-8	H1		H101-0454783			SCREW, assembled washer, cross-recess-pan-hd, int-teeth lock washer, header-pt, S, cd- or zn-pltd, No. 10 (0.190)-24NC-2A x 1/2	4	ea
18-7				WO-685456	8393194	BRACKET, support, stabilizer board (welded) (M170)	1	ea
				WO-680239		BRACKET, tail light and trailer connection to body side panel	1	ea
				WO-684917		BRACKET, tie rod, dash, left (welded) (used on vehicles after serial No. 60406)	1	ea
				WO-684918		BRACKET, tie rod, dash, right (welded) (used on vehicles after serial No. 60406)	1	ea
				WO-681005		BRACKET, windshield to hood bumper, left	1	ea
				WO-681006		BRACKET, windshield to hood bumper, right	1	ea
	H2		H002-0585861		585861	BUCKLE, tongueless, S, 1 in. (windshield hold-down strap)	1	ea
18-8			G758-8328464	WO-681003	8328464	BUMPER, windshield to hood, left, assy	1	ea
				WO-681005		Composed of:		
				WO-680641		1 BRACKET		
						1 LINER		
						4 RIVET		
18-8			G758-8328465	WO-681004	8328465	BUMPER, windshield to hood, right, assy	1	ea
				WO-681006		Composed of:		
				WO-680641		1 BRACKET		
						1 LINER		
						4 RIVET		
18-8	H1	042-5379	H101-0425379		113454	BOLT, int-teeth lock washer, hex-hd, header-pt, S, cd- or zn-pltd, 1/4-20NC-2 x 1/2	4	ea
				WO-680566		CATCH, hood to windshield	1	ea
18-8			G758-8328468	WO-680607	8328468	CATCH, hood to windshield, assy	1	ea
			G740-7372885	WO-673600	7372885	SCREW, int-teeth-lock washer, hex-hd, header-pt, S, cd- or zn-pltd, 1/4-20NC-2 x 5/8 (superseded by SCREW 425880)	2	ea
18-8	H1		H101-0425880		425880	SCREW, int-teeth-lock washer, hex-hd, header-pt, S, cd- or zn-pltd, 1/4-20NC-2 x 5/8 (supersedes SCREW 7372885)	2	ea

H1	2510-737-5312 015-6253	G740-7375312 H101-0156253	WO-673553	7875312 156253	CATCH, windshield clamp SCREW, mach, cross-recess-fl-hd, S, cd- or zn-pltd, 1/4-20UNC-2 x 3/4	2 4	ea ea
H1		G758-8329779 H101-0454789	WO-680130	8329779 454789	CUP, opening, fuel tank filler neck SCREW, assembled washer, cross-recess-pan-hd, int- teeth-lock washer, header-pt, S, cd- or zn-pltd, 1/4-20UNC-2A x 1/2	1 7	ea ea
18-8			IND-33197R WO-680993 WO-680427	8329651	FILLER, windshield glass center bar weatherstrip (ru) (approx 13 in. lg)	1	ea
18-8			WO-680559	8329652	FILLER, windshield glass weatherstrip (ru) (approx 134 in. lg)	1	ea
18-6, 8			WO-680146 WO-680951 WO-680952 WO-673597	59-G-673	FRAME, windshield, assy GLASS, safety, vinyl-plastic shatterproof, plate, dbl strength, 1/2 in. thk, 16 in. width, 50 in. lg	1 2	ea ea
18-6, 8				8393204	HINGE, glove box, instrument panel half	1	ea
				7697440	HINGE, hood, cowl half, left HINGE, hood, cowl half, right	1 1 1	ea ea ea
	5305-769-7440	G740-7697440	WO-673597	425388	BOLT, INTEGRAL LOCK WASHER, ext-teeth, hex- hd, S, cd- or zn-pltd, 5/16-18UNC-2 x 5/8 (pt) (super- seded by SCREW 425388)	4	ea
H1		H101-0425388			SCREW, int-teeth-lock washer, hex-hd, header-pt, S, cd- or zn-pltd, 5/16-18UNC-2 x 5/8 (supersedes BOLT 7697440)	4	ea
18-8			WO-681457	8677403	HINGE, windshield (windshield half, left)	1	ea
18-8			WO-681458	8392985	HINGE, windshield (windshield half, right)	1	ea
18-8	042-5338	H101-0425338		425338	BOLT, int-teeth-lock washer, hex-hd, S, cd- or zn- pltd, 5/16-18UNC-2 x 1	4	ea
18-8				443775	SCREW, assembled washer, cross-recess-pan-hd, ext- teeth lock washer, S, cd- or zn-pltd, 5/16-18UNC 2A x 3/4	6	ea
			WO-681455 WO-681456 WO-680439 WO-680641	8677402	HINGE, windshield, w/PIN, assy (cowl half, left) HINGE, windshield, w/PIN, assy (cowl half, right) SCREW, mach, special, cross recess-spiral-ribbed-flat- hd, S, cd- or zn-pltd, 5/16-24NF-3 x 3/4	1 1 8	ea ea ea
					LINER, channel anti-squeak, 6.38 lg, 3/4 wide, 3/16 thk (windshield to hood bumper)	2	ea
18-6, 8		G758-8329653	WO-680398	113454	RIVET, split, oval-hd, S, blk-enmid, 3/4 x 1/16, 3/16 hd dia	8	ea
18-6, 8		H101-9409107		8329653 9409107	LOCK, windshield, assy (clamp type) BOLT, MACHINE, assembled washer, hex-hd, split lock washer, S, cd- or zn-pltd, 1/4-20UNC-2A x 5/8	2 6	ea ea



(1) ILLUSTRATION NO.	(2) REFER- ENCE SYMBOLS	(3) FEDERAL STOCK NO.	(4) ORDNANCE STOCK NO.	(5) MFR'S PART NO.	(6) ORDNANCE PART NO.	(7) DESCRIPTION	(8) QUANTITY INCOR- PORATED IN UNIT	(9) UNIT OF ISSUE
18-7, 8	H2		H002-7697591		7697591	GROUP 18—BODY—Continued 1804—BODY PANELS, PILLARS, AND WINDSHIELD—Continued LOOP, footman, drilled, 1½ in., 1 in. strap size (instru- ment panel (3) body side panel (10) windshield frame (1) cowl panel (1) (used on vehicles after serial No. 63252 only)	15	ea
	H1	015-5937	H101-0155937		155937	BOLT, MACHINE, cross-recess, fl-hd, S, cd- or zn- pltd, No. 10 (0.190)-24NC-2 x ½ (2 required per loop)	30	ea
	H1		H101-0271166		271166	NUT, hex, ext-teeth lock washer, S, cd- or zn-pltd, No. 10-24NC-2A (2 required per loop)	30	ea
	H1	015-5937	H101-0155937	WO-681786	155937	LOOP, footman (body side panel, rear)	2	ea
	H1		H101-0271166		271166	BOLT, MACHINE, cross-recess, fl-hd, S, cd- or zn- pltd, No. 10 (0.190)-24NC-2 x ½	4	ea
				EB-6411G WO-684730		NUT, hex, ext-teeth lock washer, S, cd- or zn-pltd, No. 10-24NC-2A	4	ea
	H1	015-5937	H101-0155937		155937	LOOP, footman, drilled, 2.120 in. (battery box cowl lid) (used on vehicles after serial No. 63252)	1	ea
	H1		H101-0271166		271166	BOLT, MACHINE, cross recess-fl-hd, S, cd- or zn- pltd, No. 10 (0.190)-24NC-2 x ½	2	ea
	H2		H002-8328423		8328423	NUT, hex, ext-teeth-lock washer, S, cd- or zn-pltd, No. 10-24NC-2A	2	ea
	H1	015-5937	H101-0155937		155937	LOOP, footman (rear body panel)	1	ea
	H1		H101-0271166		271166	BOLT, MACHINE, cross-recess, fl-hd, S, cd- or zn- pltd, No. 10 (0.190)-24NC-2 x ½	2	ea
18-7				WO-685721		NUT, hex, ext-teeth lock washer, S, cd- or zn-pltd, No. 10-24NC-2A	2	ea
18-8	H1				162688	LOOP, footman, w/SHIELD, door stowage (welded) (M170)	2	ea
				WO-680669		SCREW, tapping, cross-recess, fl-hd, blunt-pt, sh-met- thd, S, cd- or zn-pltd, No. 10 (0.186) x ½ in.	2	ea
				WO-669904		NUT, sq, S, cd- or zn-pltd, ⅝-24NF (cowl pillar, left (2), cowl pillar, right (3), rear cowl panel (4))	9	ea
				ONB-SN2716 WO-680445 WO-682637	8673999	NUT, weld, S, ⅝-18NC (body side panel left (3), right (3))	6	ea
						NUT, weld, S, ⅝-18NC (body side panel, left (1), body side panel, right (1))	2	ea
						NUT, weld, S, ⅝-18NC (body side panel left top channel reinforcement)	1	ea

ONB-SN3318		NUT, weld, S, 3/8-16NC (instrument panel)	2	ea
WO-680446				
WO-674267				
ONB-SN1610		NUT, weld, S, 1/4-20NC (rear body panel)	6	ea
WO-674898	8677317	NUT, weld, S, No. 10-24NC (side rail support bracket (4), defrost chamber windshield top panel (2))	6	ea
ONB-SN2113				
WO-674350		NUT, weld, S, 1/4-20NC (wheelhouse panel, left (5), wheelhouse panel, right (7), body side panel, left (13), body side panel, right (10), rear body panel inner reinforcement (4), cowl pillar, left (2), cowl pillar, right (2), front cowl panel (8), rear cowl panel reinforcement (7), windshield clamp reinforcement (6), windshield frame (4))	68	ea
	451748	NUT, weld, S, 5/16-18NC (side panel reinforcement, left (1), right (1)) (used on vehicles after serial No. 60406)	2	ea
WO-680629	8677629	PANEL, body, left side (welded) (M38A1)	1	ea
WO-684253		PANEL, body, left side, assy (welded) (M170)	1	ea
WO-681184		PANEL, body, rear, w/weld NUTS, assy	1	ea
WO-680630		PANEL, body, right side (welded) (M38A1)	1	ea
WO-684241		PANEL, body, right side, assy (welded) (M170)	1	ea
WO-680634	8677594	PANEL, cowl, assy (welded) (includes front and rear PANELS) (used through vehicles serial No. 60406)	1	ea
WO-685071		PANEL, cowl, assy (welded) (includes front and rear PANELS) (used on vehicles after serial No. 60406 and through serial No. 63252)	1	ea
WO-684810		PANEL, cowl, assy (welded) (includes front and rear PANELS) (used on vehicles after serial No. 63252)	1	ea
WO-680632	8677558	PANEL, cowl, front (includes tapping PLATES and weld NUTS) (used through vehicles serial No. 60406)	1	ea
WO-685056		PANEL, cowl, front (includes tapping PLATE and weld NUTS) (used after vehicles serial No. 60406 and through serial No. 63252)	1	ea
WO-684834		PANEL, cowl, front (includes tapping PLATE and weld NUTS) (used on vehicles after serial No. 63252)	1	ea
WO-680241	8677559	PANEL, cowl, rear	1	ea
WO-680633	8677599	PANEL, cowl, rear (includes RETAINER and NUTS)	1	ea
WO-680416		PANEL, instrument, assy	1	ea
WO-673600	7372885	SCREW, int-teeth-lock washer, hex-hd, header-pt, S, cd- or zn-pltd, 1/4-20NC-2 x 5/8 (superseded by cd- or zn-pltd, 1/4-20NC-2 x 5/8)	11	ea
	425380	SCREW, int-teeth-lock washer, hex-hd, header-pt, S, cd- or zn-pltd, 1/4-20NC-2 x 5/8 (superseded by 7372885)	11	ea
WO-683955		PANEL, instrument, assy (M170)	1	ea
WO-680627	8677557	PANEL, wheelhouse, left (welded) (M38A1)	1	ea
WO-684189		PANEL, wheelhouse, left (welded) (M170)	1	ea
WO-680628		PANEL, wheelhouse, right (welded) (M38A1)	1	ea

H1

(1) ILLUSTRATION NO.	(2) REFER- ENCE SYMBOLS	(3) FEDERAL STOCK NO.	(4) ORDNANCE STOCK NO.	(5) MFR'S PART NO.	(6) ORDNANCE PART NO.	(7) DESCRIPTION	(8) QUANTITY INCOR- PORATED IN UNIT	(9) UNIT OF ISSUE
						GROUP 18--BODY--Continued		
						1804--BODY PANELS, PILLARS, AND WINDSHIELD--Continued		
18-16				WO-684190		PANEL, wheelhouse, right (welded) (MI70)	1	ea
18-16				WO-680283	8677639	PILLAR, cowl, left, w/NUTS and RETAINERS, assy (M38A1)	1	ea
				WO-685484		PILLAR, cowl, left, w/NUTS and RETAINERS, assy (MI70)	1	ea
				WO-680284		PILLAR, cowl, right, w/NUTS and RETAINERS, assy	1	ea
				WO-681440		PIN, hinge, S, cd- or zn-pltd, 0.437 dia x 3.75 lg (wind- shield hinge)	2	ea
				WO-680568		PIN, roll, S, cd- or zn-pltd, 0.250 dia x 1.12 lg (windshield hood catch)	1	ea
18-16		2510-741-8148	G740-7418148	WO-677712	7418148	PLATE, cover, dash panel (cable opening)	1	ea
18-16	H1		H101-0454783		454783	SCREW, assembled washer, cross-recess-pan-hd, int- teeth lock washer, header-pt, S, cd- or zn-pltd, No. 10 (0.190)-24NC-2A x 1/2	4	ea
18-16				WO-681268	8393228	PLATE, cover, dash panel (personnel heater)	1	ea
18-16	H1	5305-016-1857	H101-0161857		161857	SCREW, tapping, cross-recess-pan-hd, gimlet-pt, sh- met-thds, S, cd- or zn-pltd, No. 8 (0.165) x 3/8	6	ea
18-16		2510-741-8147	G740-7418147	WO-677277	7418147	PLATE, cover, dash panel (water tube holes (2), con- veyor hole (1), and slave receptacle wiring holes (2))	5	ea
18-16	H1	5305-016-1857	H101-0161857		161857	SCREW, tapping, cross-recess-pan-hd, gimlet-pt, sh- met-thd, S, cd- or zn-pltd, No. 8 (0.165) x 3/8 (water tube cover plate (4) and conveyor hole cover plate (2))	6	ea
18-16					443882	SCREW, tapping, hex-hd, gimlet-pt, sh-met-thd, S, cd- or zn-pltd, No. 8 (0.165) x 3/8 (slave receptacle cover plate)	4	ea
				WO-685388		PLATE, cover, trailer receptacle opening (body rear panel) (MI70)	1	ea
					454789	SCREW, int-teeth lock washer, truss head, cross-recess, S, cd- or zn-pltd, 1/4-20NC x 1/2 (cover plate to left hand rear body panel)	4	ea
				WO-680402		PLATE, tapping, hood hinge, cowl half (1) (used after vehicle serial No. 60406 left side only)	2	ea
				WO-680406		PLATE, tapping, rear view mirror (in cowl)	1	ea
				WO-672616	7954266	PLATE, tapping, windshield clamp catch (to instrument panel)	2	ea

H2			WO-680266			PLATE, tapping, windshield hinge (defrost chamber windshield bottom panel)	2	ea
	H102-0432487			432487		PLUG, button, S, cd- or zn-pltd, 1/16 dia hole size (for 0.037 to 0.062 thk material) (dual control on instrument panel) (superseded by PLUG 8332574) (used on vehicles after serial No. 23359 and through serial No. 43035)	1	ea
	G758-8332574		WO-809596	8332574		PLUG, button, S, 1/16 dia hole size (for 0.037 to 0.062 thk material) (painted) (dual control on instrument panel) (supersedes PLUG 432487) (used on vehicles after serial No. 43035)	1	ea
18-16			UC-48155 WO-806673 WO-806674	142083		PLUG, button, S, 3/8 dia hole size (for 0.047 to 0.093 thk material) (painted) (primer hole in dash panel)	1	ea
			WO-681181			PLUG, button, S, 3/4 dia hole size (for 0.037 to 0.093 thk material) (painted) (primer hole in instrument panel)	1	ea
			WO-681512			REINFORCEMENT, channel, body side panel top rear corner	2	ea
			WO-681037			REINFORCEMENT, hood catch (windshield panel)	1	ea
			WO-680302			REINFORCEMENT, passenger seat safety rail, w/weld NUTS, assy (on instrument panel)	2	ea
			WO-684555			REINFORCEMENT, rear cowl panel, w/weld NUTS, assy	1	ea
			WO-683573			REINFORCEMENT, rear cowl panel, w/weld NUTS, assy (M170)	1	ea
18-7			WO-680128	8329756		REINFORCEMENT, spare wheel mtg bolt (rear panel) (used on vehicles after serial No. 35896)	1	ea
			WO-680371	8677552		RETAINER, canvas top to windshield frame (welded)	1	ea
				163600		RETAINER, door curtain, left (M170)	1	ea
						SCREW, tapping, cross-recess-pan-hd, conical, pilot-pt, sh-met-thd, S, cd- or zn-pltd, No. 10 (0.186) x 1/2 (retainer to windshield frame)	4	ea
18-7			WO 680372	163600		RETAINER, door curtain, right (M170)	1	ea
			WO-A3549	7697548		SCREW, tapping, cross-recess-pan-hd, conical pilot-pt, sh-met-thd, S, cd- or zn-pltd, No. 10 (0.186) x 1/2 (retainer to windshield frame)	4	ea
						RETAINER, sq-nut, 3/8 (cowl pillar, left) (2), cowl pillar, right (3), rear cowl panel (4)	9	ea
H1				454783		SCREW, assembled washer, cross-recess-pan-hd, int-teeth lock washer, header-pt, S, cd- or zn-pltd, No. 10 (0.190)-24NC-2A x 1/2 (door fastener hole plug in left rear cowl panel (2)); deep water vent system holes in dash (2) (used on vehicles after serial No. 23359)	4	ea
						NUT, mach screw, hex, S, cd- or zn-pltd, No. 10 (0.190)-24NC-2 (door fastener hole plug only)	2	ea

(1) ILLUSTRATION NO.	(2) REFER- ENCE SYMBOLS	(3) FEDERAL STOCK NO.	(4) ORDNANCE STOCK NO.	(5) MFR'S PART NO.	(6) ORDNANCE PART NO.	(7) DESCRIPTION	(8) QUANTITY INCOR- PORATED IN UNIT	(9) UNIT OF ISSUE
GROUP 18 - BODY - Continued								
1804 - BODY PANELS, PILLARS, AND WINDSHIELD - Continued								
18-8	H1		H101-0425384		425384	SCREW, int-teeth lock washer, hex-hd, header-pt, S, cd- or zn-pltd, 1/4-20NC-2 x 1 1/2 (upper door hinge hole plugs)	4	ea
18-8	H1	012-0375 5380-734-8567	H001-4167501 G740-7348567	PEE-577-2 WO-94096 WO-680575 WO-663079 WO-681275 WO-681274	120375 7348567	NUT, hex, lt, s-fin, S, cd- or zn-pltd, 1/4-20NC-2. SEAL, strip type, 3/8 dia bead x 80 ft lg (windshield)	4 1	ea ft
			G758-8329988		8329988	SPRING, catch, hood to windshield. STRAINER, inner rear body panel to frame. STRAP, hold-down, windshield (M170). STRAP, hold-down windshield, w/BUCKLE, assy (M170)	1 2 1 1	ea ea ea ea
			G758-8329656 H101-0454783	WO-681275 WO-A2602 WO-680144	585861	Composed of: 1 BUCKLE 1 STRAP 1 TIP	1 1	ea ea
	H1			UC-78816 WO-687682 WO-A2602 WO-804373	8329656 454783	STRIKER, glove box door. SCREW, assembled washer, cross-recess-pan-hd, int-teeth-lock washer, header-pt, S, cd- or zn-pltd, No. 10 (0.190)-24NC-2A x 1/2 STUD, turn button (canvas top) (M170)	2 1 2	ea ea ea
18-8	H1	5310-012-0391	H001-7043621		120391	TIP, strap end (windshield hold-down strap) WASHER, FLAT, S, 3/8 ID, 1 1/2 OD, 1/8 thk (rear body panel) (used on vehicles through serial No. 35896) WASHER, FLAT, S, cd- or zn-pltd, 3/8 ID, 1/2 OD, 0.049 thk	1 2 13	ea ea ea
18-6, 8			G758-8329659	WO-680430	8329659	WEATHERSEAL, ru, 134.74 in. lg (windshield glass)	1	ea
18-8			G758-8329658	WO-680505	8329658	WEATHERSEAL, ru, 58.92 in. lg (windshield to cowl)	1	ea
18-8	H1	5305-015-8582	H101-0159582		159582	BOLT, MACHINE, cross-recess-pan-hd, S, cd- or zn-pltd, No. 8 (0.164)-32NC-2 x 3/8	2	ea
18-8	H1	5305-016-1860	H101-0161860		161860	SCREW, tapping cross-recess-pan-hd, gimlet-pt, sh-met-thd, S, cd- or zn-pltd, No. 8 (0.165) x 1/2	11	ea
18-1, 6			G758-8332065	WO-691357 WO-691358 WO-681406 WO-683937	8332065	WINDSHIELD ASSY, w/o GLASS (M38A1) WINDSHIELD ASSY, w/o GLASS (M170) WINDSHIELD, w/GLASS, complete, assy (M38A1) WINDSHIELD, w/GLASS, complete, assy (M170)	1 1 1 1	ea ea ea ea

1805—FLOOR PANS AND ACCESS PANELS

18-16	H1	2520-769-7515	G740-7697515	WO-647574	7697515	BOOT, gear shift lever.	1	ea
18-16	H1	2520-769-7527	G740-7697527	WO-801058 WO-685867	7697527	BOOT, transfer gear shift lever (ru) BRACKET, gas tank support front, assy (w/weld NUTS) (M170)	1	ea
	H1		H101-0271187	WO-683909	271187	NUT, hex, lt, ext-teeth lock washer, S, cd- or zn-pltd, $\frac{5}{16}$ -24NF-2B (bracket to center floor pan)	3	ea
	H1		H101-0271187	WO-680991	271187	BRACKET, gas tank support rear, assy (w/weld NUTS)	1	ea
	H1			WO-680992	8677448	NUT, hex, lt, ext-teeth lock washer, S, cd- or zn-pltd, $\frac{5}{16}$ -24NF-2B	3	ea
	H6		H006-8330945	WO-680991	8677448	BRACKET, No. 1, hold-down, body, left (used on vehicles through serial No. 60406)	1	ea
	H6		H106-0111627	WO-680992		BRACKET, No. 1, hold-down, body, right (used on vehicles through serial No. 60406)	1	ea
18-16	H1	2510-769-7578	G740-7697578	WO-673474	7697578	CLAMP, hose (Tinnerman), S, phos-ctd, $\frac{1}{8}$ ID	1	ea
18-16	H1	042-5899	H101-0425899		425899	CLAMP, hose, S, rustproof, 2 $\frac{1}{2}$ in. (lower) (gear shift lever boot)	1	ea
18-16	H1	042-5380	H101-0425380		425380	COVER, floor (access, transmission)	1	ea
	H1	2510-769-7520	G740-7697520	WO-674364 WO-674408	7697520 8677314	BOLT, ASSEMBLED WASHER, hex-hd, int-teeth-lock washer, header-pt, S, cd- or zn-pltd, $\frac{5}{16}$ -24UNC-2A x $\frac{1}{2}$ (supersedes REST 7375392 listed in subgroup 0312) (used on vehicles after serial No. 34021)	2	ea
18-16	H1	5305-735-1314	G740-7351314 G758-8331954	WO-675567 WO-682197	7351314 8331954	BOLT, ASSEMBLED WASHER int-teeth lock washer, hex-hd, header-pt, S, cd- or zn-pltd, $\frac{1}{4}$ -20UNC-2 x $\frac{5}{8}$	7	ea
18-16	H1	2510-769-7522	G740-7697522	WO-674882	7697522	COVER, front floor pan drain hole	2	ea
18-16	H1	042-5380	H101-0425380		425380	COVER, front floor pan drain hole, w/GASKET, assy (superseded by COVER 8331954)	2	ea
18-16	H1	2510-769-7525	G740-7697525	WO-674910	7697525	SCREW, thumb, br, $\frac{1}{4}$ -20UNC-2 x $\frac{5}{8}$	2	ea
18-16	H1	042-5380	H101-0425380		425380	COVER, front floor pan drain hole (supersedes COVER 8677314)	2	ea
	H1	2510-769-7521	G740-7697521	WO-674365	7697521	COVER, inspection, floor, brake cylinder	1	ea
	H1	013-6603	H101-0136603	ONB-SN-2113 WO-674850 WO-672846	136603 8676969	BOLT, int-teeth, lock washer, hex-hd, header-pt, S, cd- or zn-pltd, $\frac{1}{4}$ -20UNC-2 x $\frac{5}{8}$	4	ea
	H1				8329735	COVER, w/weld NUTS (welded) (front floor pan, lower)	1	ea
	H1				8676969	BOLT, int-teeth lock washer, hex-hd, header-pt, S, cd- or zn-pltd, $\frac{1}{4}$ -20UNC-2 x $\frac{5}{8}$	11	ea
	H1				8329735	GASKET, floor, drain hole cover (ru)	2	ea
	H1				8676969	RIVET, split, oval-hd, S, $\frac{1}{8}$ x $\frac{1}{4}$	4	ea
	H1				8329735	NUT, weld, S, $\frac{1}{4}$ -20NC (front floor pan and dash panel (7), lower cover plate, front floor pan (14))	21	ea
	H1				8329735	NUT, S, $\frac{1}{4}$ -20NC w/RETAINER, (upper cover plate to dash panel (10), lower cover plate to front floor panel (13))	23	ea
	H1				8677317	NUT, weld, S, No. 10-24NC (front floor pan and dash panel (13), gussets, left and right (2))	15	ea

(1) ILLUSTRATION NO.	(2) REFER- ENCE SYMBOLS	(3) FEDERAL STOCK NO.	(4) ORDNANCE STOCK NO.	(5) MFR'S PART NO.	(6) ORDNANCE PART NO.	(7) DESCRIPTION	(8) QUANTITY (INCOR- PORATED IN UNIT	(9) UNIT OF ISSUE
GROUP 18 - BODY - Continued								
1805 - FLOOR PANS AND ACCESS PANELS								
- Continued								
				WO-680445		NUT, weld, S, $\frac{5}{16}$ -18NC (front floor pan and dash panel (9), rear floor pan (1))	10	ea
				WO-674939		NUT, weld, S, $\frac{5}{16}$ -24NF (upper cover plate, front floor pan)	1	ea
				WO-684117		PAN, center floor, complete, assy (welded) (M170)	1	ea
				WO-680631		PAN, floor, w/weld NUTS (welded)	1	ea
				WO-684248		PAN, floor, w/weld NUTS (welded) (M170)	1	ea
				WO-680624		PAN, front floor, w/weld NUTS (welded)	1	ea
				WO-684004		PAN, front floor, w/weld NUTS (welded) (M170)	1	ea
				WO-680003	8677608	PAN, rear floor (welded)	1	ea
				WO-684192	8677630	PAN, rear floor (welded) (M170)	1	ea
				WO-680625		PAN, rear floor w/PAN, cross SILL, RISER, and weld NUT (welded)	1	ea
				WO-684246		PAN, rear floor, w/HOUSE and rear PANELS, assy (welded) (M170)	1	ea
18-16				WO-680159	8677606	PANEL, front floor, w/DASH (welded)	1	ea
				WO-683009		PANEL, front floor, w/DASH (welded) (M170)	1	ea
				WO-685257		PLATE, access, gas tank unit (M170)	1	ea
	H1	042-6879	H101-0425879		425879	BOLT, integral lock washer, int-teeth, hex-hd, header-pt, S, cd- or zn-pltd, $\frac{1}{4}$ -20NC-2 x $\frac{1}{2}$	7	ea
18-16		2540-769-7523	G740-7697523	WO-674884	7697523	PLATE, access, motor heater cutout	1	ea
18-16	H1	042-5380	H101-0425380		425380	BOLT, ASSEMBLED WASHER, int-teeth lock washer, hex-hd, header-pt, S, cd- or zn-pltd, $\frac{1}{4}$ -20NC-2 x $\frac{5}{8}$	5	ea
18-16	H1	2530-769-7526	G740-7697526	WO-674919	7697526	PLATE, access, steering column (superseded by PLATE WO-685679)	1	ea
		042-5380	H101-0425380		425380	BOLT, ASSEMBLED WASHER, int-teeth lock washer, hex-hd, header-pt, S, cd- or zn-pltd, $\frac{1}{4}$ -20NC-2 x $\frac{5}{8}$	2	ea
18-16		2520-769-7519	G740-7697519	WO-685679		PLATE, access, steering column (supersedes PLATE 7697526)	1	ea
18-16	H1	042-5380	H101-0425380	WO-674316	7697519	PLATE, access, transfer case bolt	1	ea
					425380	BOLT, ASSEMBLED WASHER int-teeth lock washer, hex-hd, header-pt, S, cd- or zn-pltd, $\frac{1}{4}$ -20NC-2 x $\frac{5}{8}$	2	ea
18-16		2510-737-5170	G740-7375170	WO-674953	7375170	PLATE, catch, tool box lid	1	ea
		2510-737-5158	G740-7375158	WO-673483	7375158	PLATE, cover, power-take-off shift	1	ea

18-16	H1	5305-016-1895	H101-0161895	161895	161895	SCREW, tapping, cross-recess, pan-hd, gimlet-pt, sh- met-thd, S, cd- or zn-pltd, No. 10 (0.191) x 1/2	4	ea
		2510-769-7579	G740-7697579	7697579	WO-673481	PLATE, cover, toe board (used on vehicles through serial No. 71065)	2	ea
	H1	042-5380	H101-0425380	425380		BOLT, ASSEMBLED WASHER, int-teeth lock washer, hex-hd, header-pt, S, cd- or zn-pltd, 1/4- 20NC-2 x 5/8	4	ea
18-16	H1	042-5380	H101-0425380	425380	WO-680509	PLATE, cover, w/weld NUTS (welded) (front floor pan, upper) (superseded by PLATE WO-680506)	1	ea
18-16	H1	042-5380	H101-0425380	425380		BOLT, ASSEMBLED WASHER, int-teeth lock washer, hex-hd, header-pt, S, cd- or zn-pltd, 1/4- 20NC-2 x 5/8	11	ea
					WO-680506	PLATE, cover (front floor pan, upper) (supersedes PLATE 8329733)	1	ea
18-16	H1	5340-769-7581	G740-7697581	7697581	WO-674230	PLUG, button, ru, 3/8 in (drain, front floor pan)	1	ea
		2520-769-7577	G740-7697577	7697577	WO-801568	RING, gear shift lever housing cover	1	ea
	H1	5305-016-1895	H101-0161895	161895		SCREW, tapping, pan-hd, cross-recess, gimlet-pt, sheet metal thread, S, cd- or zn-pltd, No. 10 (0.191) x 1/2	4	ea
	H1	5320-010-4080	H001-0924139	104080	WO-680399	RISER, front to rear floor	1	ea
		5330-734-8567	G740-7348567	7348567	PEE-577.2 WO-94096 WO-674743	RIVET, b-hd, S, 1/4 x 5/8 (No. 1 body hold-down bracket, left and right)	2	ea
					WO-691598	SEAL (WEATHERSTRIP), soft, pliable compound, 3/8 dia, 80 ft	1	ea
					WO-681167	SILL, cross, rear floor pan, rear, assy (superseded by SILL WO-691593 for M38A1 only)	1	ea
						SILL, cross, rear floor pan, rear, assy (supersedes SILL WO-674743)	1	ea
					8677588	WELD, gas tank, front floor, pan-shaped	1	ea
18-13					WO-685513	1806-SEATS, CRASH PADS, TRIM, AND UPHOLSTERY	1	ea
					WO-685387	BACK, assy (driver's seat) (supersedes BACK WO- 691550) (M170)	1	ea
					WO-685521	Composed of:		
					WO-685507	1 PAD		
					WO-691550	1 SPRING		
						1 TRIM		
					WO-691537	BACK, assy (driver's seat) (supersedes BACK WO- 685513) (M170)	1	ea
					WO-691540	Composed of:		
					WO-300159	1 PAD		
					WO-685521	1 RING		
					WO-685507	1 SPRING		
						1 TRIM		

(1) ILLUSTRATION NO.	(2) REFERENCE SYMBOLS	(3) FEDERAL STOCK NO.	(4) ORDNANCE STOCK NO.	(5) MFR'S PART NO.	(6) ORDNANCE PART NO.	(7) DESCRIPTION	(8) QUANTITY INCORPORATED IN UNIT	(9) UNIT OF ISSUE
						GROUP 18-BODY-Continued		
						1806-SEATS, CRASH PADS, TRIM, AND UPHOLSTERY-Continued		
18-12				WO-685517		BACK, front passenger seat, assy (complete w/TRIM) (superseded by BACK WO-691553) (M170)	1	ea
				WO-691553		BACK, front passenger seat assy (complete w/TRIM) (supersedes BACK WO-685517) (M170)	1	ea
				WO-685149		BRACE, front passenger seat back frame (M170)	1	ea
	H1	011-8073	H001-0926281		118073	RIVET, solid, fl-hd, S, $\frac{3}{8}$ x $\frac{1}{16}$	2	ea
	H1	5310-012-0394	H001-7043741		120394	WASHER, FLAT, light series, S, cd- or zn-pltd, $\frac{1}{16}$ ID, $\frac{1}{16}$ OD, 0.065 thk (brace to front passenger seat back)	4	ea
18-12, 13	H1		H101-0451975	WO-685286 WO-664595		BRACKET, locking, front passenger seat frame (M170) BRACKET, pivot, front passenger seat (M170)	1 1	ea ea
					451975	BOLT, mach, hex-hd, w/spring lock washer, S, cd- or zn-pltd, $\frac{5}{16}$ -18NC x $\frac{3}{4}$ (seat pivot bracket to center floor pan)	2	ea
	H1	011-8073	H001-0926281		118073	RIVET, solid, fl-hd, S, $\frac{3}{8}$ x $\frac{1}{16}$ (front passenger seat back frame to front passenger seat pivot bracket)	2	ea
	H1	5310-012-0394	H001-7043741		120394	WASHER, FLAT, light series, S, cd- or zn-pltd, $\frac{1}{16}$ ID, $\frac{1}{16}$ OD, 0.065 thk (front passenger seat back frame to front passenger seat pivot bracket)	2	ea
18-12	H1	5310-044-6363	H101-0446363		446363	WASHER, FLAT, S, cd- or zn-pltd, $\frac{3}{8}$ ID, $\frac{3}{8}$ OD, 0.083 thk (seat pivot bracket to center floor pan)	2	ea
18-9			G758-8328486 G740-7372885	WO-681161 WO-673600		BRACKET, retaining, seat (rear passenger) (M38A1) SCREW, int-teeth lock washer, hex-hd, S, cd- or zn-pltd, $\frac{1}{4}$ -20NC-2 x $\frac{5}{8}$ (superseded by SCREW 425380)	2 4	ea ea
18-9	H1		11101 0425380		425380	SCREW, int-teeth-lock washer, hex-hd, header-pt, S, cd- or zn-pltd, $\frac{1}{4}$ -20NC-2 x $\frac{5}{8}$ (supersedes SCREW 7372885)	4	ea
				WO-684185		BRACKET, retainer spring, front seat frame (use after vehicles serial No. 61809) (M38A1)	1	ea
				WO-673775 WO-674418		CHAIN, retaining (seat hinge pivot) (M38A1) CHAIN, retn, seat hinge pivot, w/RING and PIN, assy (M38A1)	1 2	ea ea
		4030-737-5007	G740-7375007	WO-673775 WO-673774		Composed of: 1 CHAIN 1 PIN 2 RING		
					8676970			

18-10, 11	H2		H002-7697531		7697531		CLIP, seat cushion spring, hog, 1/16-14 ga. COVER, crash pad (driver's seat frame) (M170) CUSHION, front driver's seat, assy (complete) (super- seded by CUSHION WO-691549) (M170) CUSHION, front passenger seat, assy (complete) (super- seded by CUSHION WO-691549) (M170) CUSHION, front passenger and driver's seat, assy (part of CUSHION WO-691550) (supersedes CUSHION WO-685500 and WO-687079) Composed of: 1 COVER 1 PAD 1 PAD 1 PAN 1 RING 1 SPRING	1	ea
18-12, 13							CUSHION, front passenger, assy (complete w/TRIM and FRAME) (supersedes by CUSHION WO-691552) (M170) CUSHION, front passenger, assy (complete w/TRIM and FRAME) (supersedes CUSHION WO-685525) (M170) CUSHION, driver's and front passenger seat, assy (M38A1) BOLT, MACHINE, assembled washer, hex-hd, split lock washer, header-pt, S, cd- or zn-pltd, 5/16-24UNF- 2A x 5/8 CUSHION, driver's and front passenger seat back, assy (part of SEAT, 8328489) (built-up on SEAT frame 8328487 at assy) (M38A1) Composed of: 1 CLIP 1 PAD 24 SCREW 1 SPRING 1 TRIM 24 WASHER CUSHION, rear seat, assy (M38A1) FRAME, driver's seat (welded) (M38A1) SCREW, lock washer, sltd-hex-hd, S, cd- or zn-pltd, 5/16-18NC-3 x 3/4 WASHER, FLAT, S, cd- or zn-pltd, 1/2 ID, 1/16 OD, 0.065 thk FRAME, driver's seat (welded) (M170) FRAME, front passenger seat (welded) (M38A1) FRAME, front passenger seat (welded)	1	ea
18-2, 3								1	ea
18-10, 11		2540-737-5008	G740-7375008		7375008			2	ea
18-10, 11	H1		H101-0455305		455305			4	ea
18-10, 11								2	ea
18-9		2540-769-7499	G740-7697499		7697531			1	ea
18-11					111687			1	ea
18-11	H1		H101-0451975		7697537			2	ea
18-11	H1	5310-012-0393	H001-7043711		140241			2	ea
18-13					7697499			1	ea
18-10		2510-769-7505	G740-7697505		8328487			1	ea
18-12					451975			2	ea
					120393			2	ea
					7697505			1	ea
					WO-684250			1	ea
					WO-673511			1	ea
					WO-685154			1	ea

(1) ILLUSTRATION NO.	(2) REFERENCE SYMBOLS	(3) FEDERAL STOCK NO.	(4) ORDNANCE STOCK NO.	(5) MFR'S PART NO.	(6) ORDNANCE PART NO.	(7) DESCRIPTION	(8) QUANTITY INCORPORATED IN UNIT	(9) UNIT OF ISSUE
GROUP 18—BODY—Continued								
1806—SEATS, CRASH PADS, TRIM, AND UPHOLSTERY—Continued								
18-12				WO-685158		FRAME, front passenger seat cushion (welded) (M170)	1	ea
18-9				WO-673408	8673489	FRAME, rear seat, assy (M38A1)	1	ea
				WO-673387	7697502	FRAME, rear seat, back (M38A1)	1	ea
	H1	2510-769-7502	G740-7697502		104111	RIVET, b-hd, S, $\frac{3}{8}$ x $\frac{3}{4}$	2	ea
		010-4111	H001-0924288		7697501	FRAME, rear seat, bottom half (M38A1)	1	ea
18-10, 11	H2	2510-769-7501	G740-7697501	WO-673371	549189	GROMMET, w/WASHER, plain, br, black, No. 4 ($\frac{1}{2}$ in) (front passenger seat back)	2	ea
			H002-0103277		120041	GROMMET, plain, br, black, No. 4, $\frac{1}{2}$ in. (front passenger seat back)	2	ea
	H2		H102-0120041	WO-681207		LEG, driver's seat, left rear (welded to frame) (M38A1)	1	ea
18-11	H1		H101-9409097		9409097	BOLT, MACHINE, assembled washer, hex-hd, split lock washer, header-pt, S, cd- or zn-pltd, $\frac{5}{16}$ -18UNC-2A x $\frac{3}{8}$ (attaches seat leg to wheel housing)	1	ea
18-11	H1		H101-9409097	WO-681206	9409097	LEG, driver's seat, right rear (welded to frame) (M38A1)	1	ea
				WO-684249		BOLT, MACHINE, assembled washer, hex-hd, split lock washer, header-pt, S, cd- or zn-pltd, $\frac{5}{16}$ -18UNC-2A x $\frac{3}{8}$ (seat leg to floor)	1	ea
				WO-685262		LEG, rear, front driver's seat, (welded to frame) (M170)	1	ea
				WO-681189	8328488	LEG, front driver's seat (welded to frame) (M170)	1	ea
18-12	H2		G758-8328488		7697591	LEG, front passenger seat (welded) (M38A1)	1	ea
			H002-7697591	WO-664933		LOOP, footman (footman loop to front passenger seat cushion pan) (M170)	1	ea
				WO-664934		NUT, clip, No. 10-A thd (optional w/NUT, WO-664934)	2	ea
				WO-664934		NUT, speed, No. 10-A thd (optional w/NUT, WO-664933)	2	ea
18-12					162457	SCREW, tapping, oval-hd, cross-recess, cd- or zn-pltd, No. 10-12 x $\frac{5}{8}$	2	ea
				WO-685369		PAD, crash (driver's seat frame) (superseded by PAD WO-691394) (M170)	1	ea
				WO-691394		PAD, crash (driver's seat frame) (supersedes PAD WO-685369) (M170)	1	ea
				WO-685143		PAD, crash (front passenger seat frame) (superseded by PAD WO-691395) (M170)	1	ea
				WO-691395		PAD, crash (front passenger seat frame) (supersedes PAD WO-685143) (M170)	1	ea

18-10, 11

WO-671963

WO-671962

WO-673504

WO-685384

WO-691393

WO-685387

WO-691540

WO-691537

WO-685386

WO-691541

WO-691539

WO-685567

WO-685514

WO-685369

WO-691547

WO-685514

WO-691394

WO-685568

WO-685518

WO-685384

WO-691546

WO-685518

WO-691393

WO-685566

WO-691545

WO-685522

WO-691395

ea

ea

ea

ea

ea

ea

ea

ea

ea

ea

ea

ea

ea

ea

ea

ea

ea

ea

ea

PAD, driver's and front passenger seat back (M38A1)

PAD, driver's and passenger seat cushion spring (M38A1)

PAD, rear seat cushion spring (M38A1)

PAD, seat back (front passenger) (rubberized steel padding) (superseded by PAD WO-691393) (M170)

PAD, seat back (front passenger) (Tapatco) (supersedes PAD WO-685384) (M170)

PAD, seat back spring (driver's and front passenger) (superseded by PAD WO-691540) (M170)

PAD, seat back spring (Tapatco) (driver's and front passenger) (supersedes PAD WO-685387) (M170)

PAD, seat back spring, assy (Corofelt) (driver's) (M170)

PAD, seat cushion spring (driver's and front passenger) (superseded by PAD WO-691541) (M170)

PAD, seat cushion spring (front passenger and driver's seat) (Tapatco) (supersedes PAD WO-685386) (M170)

PAD, seat cushion spring, assy (driver's and front passenger) (M170)

PAD w/COVER, assy (driver's seat frame) (superseded by PAD WO-691547) (M170)

Composed of:

1 COVER

1 PAD

PAD w/COVER, assy (driver's seat frame) (supersedes PAD WO-685567) (M170)

Composed of:

1 COVER

1 PAD

PAD, w/COVER, assy (front passenger seat) (superseded by PAD WO-691546) (M170)

Composed of:

1 COVER

1 PAD

PAD, w/COVER, assy (front passenger seat) (supersedes PAD WO-685568) (M170)

Composed of:

1 COVER

1 PAD

PAD w/COVER, assy (front passenger seat frame) (superseded by PAD WO-691545) (M170)

PAD w/COVER, assy (front passenger seat frame) (supersedes PAD WO-685566) (M170)

Composed of:

1 COVER

1 PAD

18-13

18-12

(1)	(2)	(3)	(4)	(5)	(6)	(7)	(8)	(9)
ILLUSTRATION NO.	REFERENCE SYMBOLS	FEDERAL STOCK NO.	ORDNANCE STOCK NO.	MFR'S PART NO.	ORDNANCE PART NO.	DESCRIPTION	QUANTITY INCORPORATED IN UNIT	UNIT OF ISSUE
						GROUP 18-BODY - Continued		
						1806-SEATS, CRASH PADS, TRIM, AND UPHOLSTERY--Continued		
				WO-685569		PAN, driver's seat back (M170)	1	ea
				WO-664933		NUT, clip, No. 10-A thd (optional w/NUT WO-664984)	4	ea
				WO-664984		NUT, speed, No. 10-A thd (optional w/NUT WO-664983)	4	ea
					162487	SCREW, tapping, cross-recess, oval-hd, S, cd- or zn-pltd, No. 10-12 x 1 1/2 (driver's seat back pan to seat frame)	4	ea
				WO-685290		PAN, driver's seat, crash pad seat back (M170)	1	ea
				WO-673557		PAN, driver's and front passenger seat (includes weld NUTS and CLIPS) (welded) (M38A1)	2	ea
				WO-687255		PAN, driver's seat, front passenger seat (welded) (includes seat cushion spring RETAINER) (M170)	2	ea
				WO-664933		NUT, clip, No. 10-A thd (optional w/NUT WO-664984)	4	ea
				WO-664934		NUT, speed, No. 10-A thd (optional w/NUT WO-664983)	4	ea
					162487	SCREW, tapping, cross-recess-oval-hd, S, cd- or zn-pltd, No. 10 (0.190) x 1 1/2 (cushion pan to frame)	4	ea
				WO-670372		PANEL, front seat back (driver's seat (1), passenger seat (1)) (M38A1)	2	ea
					443120	PIN, grooved, S, cd- or zn-pltd, 1/2 x 3/8 (front passenger seat frame) (M170)	1	ea
				WO-685285		PIN, locking, front passenger seat frame (M170)	1	ea
				WO-677836	7376905	PIN, 1 1/2 x 3/8 (pivot, front passenger seat)	2	ea
				WO-674427	8676970	PIN, retaining chain (seat hinge pivot) (M38A1)	1	ea
18-12, 13		2510-769-7506	G740-7697506	WO-673561	7697506	PIVOT, front seat hinge, left (driver's seat (1), passenger's seat (2) for M170, passenger seat (1) M38A1)	3	ea
18-12	H1		H101-0271187		271187	NUT, hex, lt, ext-teeth-lock washer, S, cd- or zn-pltd, 5/16-24NF-2B x 3/8	1	ea
18-12	H1	012-0213	H001-5419841		120213	SCREW, cap, hex-hd, S, cd- or zn-pltd, 5/16-24NF-3	2	ea
18-10			G740-7697508	WO-674425	7697508	PIVOT, front seat hinge, left, w/CHAIN, assy (M38A1)	1	ea
18-13		2510-769-7507	G740-7697507	WO-673562	7697507	PIVOT, front seat hinge, right (driver's seat (1) M170, passenger seat (1) M38A1)	1	ea
18-10		2520-737-2670	G740-7372670	WO-674426	7372670	PIVOT, front seat hinge, right, w/CHAIN, assy (M38A1)	1	ea

18-10	H1		H101-9409898		9409098		BOLT, MACHINE, assembled washer, hex-hd, split lock washer, header-pt, S, cd- or zn-pltd, 5/16-18UNC-2A x 3/8 (front passenger seat pivot to floor)	2	ea
18-10	H1	012-0376	H001-4167541		120376		NUT, hex, lt, s-fin, S, cd- or zn-pltd, 5/16-18NC-2	2	ea
18-10	H1	5310-012-0393	H001-7043711		120393		WASHER, FLAT, S, cd- or zn-pltd, 1/2 ID, 1/16 OD, 0.065 thk	2	ea
18-9				UC-51210			PLUG, button, S, zn-pltd, 0.965 to 0.980 dia (driver's seat frame (M38A1))	2	ea
18-9				WO-675137			RETAINER, rear seat frame spring (M38A1)	2	ea
18-9	H1	2510-769-7509	G740-7697509		7697509		BOLT, int-teeth lock washer, hex-hd, header-pt, S, cd- or zn-pltd, 1/4-20NC-2 x 1/2	4	ea
18-9	H1	042-5379	H101-0425379		425379		RETAINER, rear seat pivot tube (M38A1)	2	ea
18-9	H1	2510-769-7510	G740-7697510		7697510		BOLT, int-teeth lock washer, hex-hd, header-pt, S, cd- or zn-pltd, 1/4-20NC-2 x 1/2	2	ea
18-9	H1	042-5379	H101-0425379		425379		RING, retn chain (seat hinge pivot) (M38AT)	2	ea
18-2, 3				WO-673774			SEAT, driver's assy (complete w/TRIM) (superseded by SEAT WO-691551) (M170)	1	ea
18-1, 4, 11				WO-685506			SEAT, driver's, assy (complete w/TRIM) (supersedes SEAT WO-685506) (M170)	1	ea
18-1, 4, 10				WO-691551			SEAT, driver's, assy (complete w/TRIM) (M38A1)	1	ea
18-1, 4, 9				WO-680156			SEAT, front passenger, assy (complete w/TRIM) (M38A1)	1	ea
18 9				WO-673579			SEAT, rear, assy (complete w/TRIM) (M38A1)	1	ea
18-10, 11				WO-673580			SPRING, coil, rear seat back, assy (M38A1)	1	ea
				WO-673497			SPRING, coil, rear seat cushion, assy (M38A1)	1	ea
				WO-673498			SPRING, coil, rear seat back, assy (driver's (1), front passenger (1)) (M38A1)	2	ea
				WO-671961			SPRING, coil, seat cushion, assy (driver's (1), front passenger (1)) (superseded by SPRING, WO-685467) (M38A1)	2	ea
				WO-671960			SPRING, coil, seat cushion, assy (driver's (1), front passenger (1)) (supersedes SPRING 7697536) (M38A1)	2	ea
				WO-685467			SPRING, driver's and passenger seat, assy (M170)	2	ea
				WO-685449			SPRING, driver's seat back, assy (coil type) (optional SPRING WO-685521) (M170)	1	ea
				WO 687869			SPRING, retaining, front passenger seat (used on vehicles after serial No. 61809) (M38A1)	1	ea
				WO-684184			NUT, hex, lt, s-fin, S, cd- or zn-pltd, 1/4-20NC-2	2	ea
				WO-673600			SCREW, int-teeth-lock washer, hex-hd, header-pt, S, cd- or zn-pltd, 1/4-20NC-2 x 5/8 (superseded by SCREW 425380)	2	ea
							SCREW, int-teeth-lock washer, hex-hd, header-pt, S, cd- or zn-pltd, 1/4-20NC-2 x 5/8 (supersedes SCREW 7372885)	2	ea
18-13				WO-685521			SPRING, seat back, assy (coil type, driver's) (optional w/SPRING WO-687869) (M170)	1	ea
18-12				WO 685789			STRAP, upper litter rack stowage (M170)	2	ea

(1)	(2)	(3)	(4)	(5)	(6)	(7)	(8)	(9)
ILLUSTRATION NO.	REFERENCE SYMBOLS	FEDERAL STOCK NO.	ORDNANCE STOCK NO.	MFR'S PART NO.	ORDNANCE PART NO.	DESCRIPTION	QUANTITY INCORPORATED IN UNIT	UNIT OF ISSUE
						GROUP 18—BODY—Continued		
						1806—SEATS, CRASH PADS, TRIM, AND UPHOLSTERY—Continued		
18-9				WO-684177		SUPPORT, front, auxiliary litter, inner (M170)	1	ea
18-9	H1	5305-011-1687	H101-0111687	WO-673581	111687	TRIM, rear seat back, assy (M38A1)	1	ea
18-9	H1	5310-014-0241	H101-0140241		140241	SCREW, tapping, oval-hd, gimlet-pt, sh-met-thd, S, cd- or zn-pltd, No. 10 (0.191) x 1/2	10	ea
						WASHER, FINISHING, S, cd- or zn-pltd, No. 10 (0.190)	10	ea
						TRIM, rear seat cushion, assy (M38A1)	1	ea
						SCREW, tapping, oval-hd, gimlet-pt, sh-met-thd, S, cd- or zn-pltd, No. 10 (0.191) x 1/2 in.	10	ea
						WASHER, FINISHING, S, cd- or zn-pltd, No. 10 (0.190)	10	ea
18-10, 11				WO-672012		TRIM, seat back, assy (driver's (1), front passenger (1)) (M38A1)	2	ea
18-10, 11	H1	5305-011-1687	H101-0111687		111687	SCREW, tapping, oval-hd, gimlet-pt, sh-met-thd, S, cd- or zn-pltd, No. 10 (0.191) x 1/2	24	ea
18-10, 11	H1	5310-014-0241	H101-0140241		140241	WASHER, FINISHING, S, cd- or zn-pltd, No. 10 (0.190)	24	ea
18-13				WO-685507		TRIM, seat back, assy (driver's (1), front passenger (1)) (M170)	2	ea
18-12, 13	H1	011-1687	H101-0111687		111687	SCREW, TAPPING, OVAL-HD, gimlet-pt, sh-met-thd, S, cd- or zn-pltd, No. 10 (0.191) x 1/2	22	ea
18-12, 13	H1	5310-014-0241	H101-0140241		140241	WASHER, FINISHING, S, cd- or zn-pltd, No. 10 (0.190)	22	ea
						TRIM, seat cushion, assy (driver's (1), front passenger (1)) (M38A1)	2	ea
	H2		H102-0120044		120044	WASHER, FLAT, br, black, No. 4, 1/2 (front passenger seat back) (front driver's seat back)	2	ea
	H1	012-0394	H001-7043741		120394	WASHER, FLAT, S, cd- or zn-pltd, 1 1/8 ID, 1 1/8 OD, 0.065 thk (used as hinge bearing on rear seat)	2	ea
						1808—STOWAGE AND STRAPS		
						BODY, spare gas can bracket	1	ea
						BOSS, weld, flanged (tool box) (used on vehicles through serial No. 29213)	1	ea
						BOX, glove, side and bottom, assy	1	ea

H1		H101-0454783		454783	SCREW, assembled washer, cross-recess-pan-hd, int-teeth lock washer, header-pt, S, cd- or zn-pltd, No. 10 (0.190)-24NC-2A x 1/2	9	ea
			WO-683107		BRACKET, guide, tool box lid catch (used on vehicles after serial No. 29213)	1	ea
			WO-681266	8677401	BRACKET, shovel stowage, w/weld NUTS and footman LOOP, assy	1	ea
18-4		G740-7375163	WO-673457	7375163	BRACKET, spare gasoline can, assy	1	ea
		H101-0455319		455319	BOLT, assembled washer, hex-hd, split lock washer, header-pt, S, cd- or zn-pltd, 3/8-16UNC-2A x 2 1/2	4	ea
				120377	NUT, hex, lt, s-fin, S, cd- or zn-pltd 3/8-16NC-2	4	ea
		H001-4167581	WO-680310		BRACKET, stowage, top bow, front (used on vehicles through serial No. 83545)	2	ea
		G758-8329983	WO-680309	8329983	BRACKET, stowage, top bow, front, w/weld NUTS, assy (superseded by BRACKET WO-684296)	2	ea
			WO-684295		BRACKET, stowage, top bow, left, front (used on vehicles after serial No. 88545)	1	ea
		G758-8329982	WO-680312	8329982	BRACKET, stowage, top bow, rear	2	ea
		G740-7372885	WO-673600	7372885	SCREW, int-teeth lock washer, hex-hd, S, cd- or zn-pltd, 1/4-20NC-2 x 3/8 (stowage bracket and top chain thumb screw (4), top bow stowage bracket rear to side panel (4))	8	ea
			WO-684296		BRACKET, stowage, top bow, right, front (supersedes BRACKET 8329983)	1	ea
		H002-0543496		543496	BUCKLE, spare gas can strap	1	ea
		H002-0543486		543486	BUCKLE, tongueless, S, 1 in. (windshield hold-down strap (1), spare gas can strap (1), axe strap (1), shovel strap (1), top bow stowage strap (2), top stowage strap (4))	10	ea
		I1002-0585861		585861	BUCKLE, tongueless, web strap, S, cd- or zn-pltd 1 in. (auxiliary litter stowage strap (1), passenger seat stowage strap (2), axe strap (1), litter rack hold-down strap (1)) (M170)	5	ea
		H002-0543496		543496	BUCKLE, web strap, S, cd- or zn-pltd, 1 1/2 in. (rear litter hold-down strap (2), spare gas can strap (1)) (M170)	3	ea
		G740-7375169	WO-674957	7375169	CATCH, tool box lid	1	ea
18-16			WO-680150	8677546	DOOR, glove box, assy (complete)	1	ea
			WO-680149	8329650	DOOR, glove box, w/HINGE (welded)	1	ea
		H001-4135661		120361	NUT, mach screw, hex, S, cd- or zn-pltd, No. 10 (0.190)-24NC-2	3	ea
				188926	SCREW, ext-teeth lock washer, hex-hd, S, cd- or zn-pltd, No. 10 (0.190)-24NC-2 x 5/8	3	ea
		H001-7043621		120391	WASHER, flat, S, cd- or zn-pltd, 1/8 ID, 1/2 OD, 0.049 thk	3	ea
		H102-0426687	WO-663493	426687	EYELET, lg turn-button fastener, br, black, 5/16 lg prong	2	ea
					HINGE, half, female (lid, tool box)	2	ea

(1) ILLUSTRATION NO.	(2) REFERENCE SYMBOLS	(3) FEDERAL STOCK NO.	(4) ORDNANCE STOCK NO.	(5) MFR'S PART NO.	(6) ORDNANCE PART NO.	(7) DESCRIPTION	(8) QUANTITY INCORPORATED IN UNIT	(9) UNIT OF ISSUE
GROUP 18—BODY—Continued								
1808—STOWAGE AND STRAPS—Continued								
18-16		2510-737-5350	G740-7375350	WO-663492	7375350	HINGE, half, male (body, tool box)	2	ea
18-6				WO-674959	8673345	LID, tool box, assy (complete)	1	ea
		2540-737-5399	G740-7375399	WO-674967	7375399	LID, tool box, w/HINGE (welded)	1	ea
	H2		H002-7697591	WO-673708	7697591	LOCK, glove box door, assy	1	ea
	H1	015-5937	H101-0155937			LOOP, footman (axe stowage strap (1), shovel stowage strap (1))	2	ea
	H1				155937	BOLT, MACHINE, cross-recess-fl-hd, S, cd- or zn-pltd, No. 10 (0.190)-24NC-2 x 1/2	4	ea
	H1				271166	NUT, hex, ext-teeth-lock washer, S, cd- or zn-pltd, No. 10-24NC-2A	4	ea
	H2		H002-8328423		155937	LOOP, footman (spare gas can strap) (M170)	1	ea
	H1	015-5937	H101-0155937			BOLT, MACHINE, cross-recess, fl-hd, S, cd- or zn-pltd, No. 10 (0.190)-24NC-2 x 1/2	2	ea
	H1				271166	NUT, hex, ext-teeth lock washer, S, cd- or zn-pltd, No. 10-24NC-2A (loop to center floor pan)	2	ea
				WO-670953	8676953	LOOP, footman (weld type) (shovel stowage bracket (1), axe retainer (1))	2	ea
				ONB-SN1610	8677317	NUT, weld, S, No. 10-24NC (glove box panel (4), shovel stowage bracket (2))	6	ea
				WO-674898				
				ONB-SN2113	8676969	NUT, weld, S, 1/4-20NC (shovel blade retainer)	2	ea
				WO-674350				
				WO-680446				
				WO-683864		NUT, weld, S, 3/8-16NC (top bow stowage bracket, front) (use through vehicles serial No. 83545)	2	ea
				WO-677999		PANEL, stowage compartment lid (M170)	1	ea
				WO-677963	8329734	PANEL, tool box, front floor	1	ea
				WO-680819		PANEL, tool box, front floor, w/HINGE, assy	1	ea
				WO-668476	7375166	PIN, hinge, S, 0.125 dia x 7 in. lg (glove box door)	1	ea
		5315-737-5166	G740-7375166	WO-668476	7375166	PIN, hinge, S, 0.125 dia x 3 in. lg (tool box lid)	2	ea
		5340-769-7581	G740-7697581	WO-674230	7697581	PLUG, button, 3/4 in. (ru) (glove box drain)	1	ea
				WO-681264	8329987	RETAINER, axe, assy (axle blade)	1	ea
						Composed of:		
						1 LOOP		
						1 RETAINER		
	H1	042-5379	H101-0425379		425379	BOLT, int-teeth lock washer, hex-hd, header-pt, S, cd- or zn-pltd, 1/4-20NC-2 x 1/2	2	ea
		2510-737-5358	G740-7375358	WO-673709	7375358	RETAINER, glove box door lock	1	ea
	H1	013-1885	H101-0131885		131885	SCREW, mach, fl-hd, S, cd- or zn-pltd, No. 6 (0.138)-32NC-2 x 3/16	1	ea

HI	H101-0425879	WO-681261	8393225	RETAINER, shovel blade, w/weld NUTS (welded)	1	ea
		WO-670929	425379	BOLT, int-teeth lock washer, hex-hd, header-pt, S, cd- or zn-pltd, 1/4-20NC-2 x 1/2	2	ea
	2540-737-5351	WO-674956	7375351	RETAINER, tool box lid ring	1	ea
		WO-684845		RING, tool box lid (on floor panel)	1	ea
				RING, tool box lid (used on vehicles through serial No. 57255) (superseded by RING WO-684845)	1	ea
	5310-012-0393		120393	RING, tool box lid (used on vehicles after serial No. 57255) (supersedes RING 7375351)	1	ea
HI	G758-8329984	WO-674993	8329984	WASHER, FLAT, S, cd- or zn-pltd, 1 1/8 ID, 1 1/8 OD, 0.065 thk	2	ea
	2540-737-5353	WO-670926	7375353	WASHER, spring, S, cd- or zn-pltd, 2 1/4 ID, 3/4 OD	1	ea
	010-4052		104052	RING, tool box lid, w/RETAINER, assy	1	ea
	2510-737-5354	WO-673472	7375354	RIVET, b-hd, S, 1/2 x 3/8	2	ea
				SPACER, S, 1 3/8 ID, 1 OD, 3/8 lg (spare gasoline can bracket)	4	ea
		WO-685786		STRAP, auxiliary, hold-down litter (rear (M170))	2	ea
		WO-685787	543496	Composed of:		
				1 BUCKLE		
				1 STRAP		
				1 TIP		
	G758-8329988	WO-681275	8329988	STRAP, axe (26 in. dev-ig)	1	ea
		WO-681274		STRAP, axe, w/BUCKLE, assy	1	ea
		WO-681275	543486	Composed of:		
		WO-A2602		1 BUCKLE		
		WO-680974		1 STRAP		
				1 TIP		
	G758-8329655	WO-680974	8329655	STRAP, axe, w/BUCKLE, assy (M170)	1	ea
		WO-680987	585861	Composed of:		
		WO-A2602		1 BUCKLE		
		WO-685789		1 STRAP		
				1 TIP		
18-5		WO-685790	585861	STRAP, hold-down, upper litter rack, assy (M170)	2	ea
		WO-A2602		Composed of:		
		WO-680978	585861	1 BUCKLE		
		WO-680974		1 STRAP		
				1 TIP		
18-8	G758-8329655	WO-680974	8329655	STRAP, hold-down, windshield (16 in. dev-ig)	1	ea
		N&J-1055		STRAP, hold-down, windshield, w/BUCKLE, assy (M38A1)	1	ea
		WO-A2601	543486	Composed of:		
		WO-680987		1 BUCKLE		
		N&J-1		1 STRAP		
		WO-A2602		1 TIP		

(1) ILLUSTRATION NO.	(2) REFERENCE SYMBOLS	(3) FEDERAL STOCK NO.	(4) ORDNANCE STOCK NO.	(5) MFR'S PART NO.	(6) ORDNANCE PART NO.	(7) DESCRIPTION	(8) QUANTITY INCORPORATED IN UNIT	(9) UNIT OF ISSUE
						GROUP 18 - BODY - Continued		
				WO-685809		1808 - STOWAGE AND STRAPS - Continued		
						STRAP, passenger seat stowage (seat to toe board) (M170)	1	ea
					585861	Composed of: 1 BUCKLE		
						1 STRAP		
18-7			G758-8329988	WO-681274	8329988	STRAP, passenger seat stowage (seat to instrument panel) (M170)	1	ea
					585861	Composed of: 1 BUCKLE		
				WO-681275		1 STRAP		
				WO-A2602		1 TIP		
				WO-674078		STRAP, spare gas can, tip end (used w/STRAP 7698490)	1	ea
				WO-674081		STRAP, spare gas can, buckle end, 1½ in. webbing, 31 in lg (used w/STRAP 7698489)	1	ea
18-4		5340-769-8489	G503-7698489	WO-A4127	7698489	STRAP, spare gas can, assy (M38A1)	1	ea
					543496	Composed of: 1 BUCKLE		
				WO-674081		1 STRAP	4	ea
	H1	5310-011-3338	H101-0113338		113338	RIVET, TUBULAR, oval-hd, br, plain fin, ¼ x 1½, ¼ hd dia	4	ea
				WO-53057		WASHER, FLAT, S, ⅝ ID, ⅜ OD, 0.040 thk	4	ea
				WO-685913		STRAP, spare gas can, w/BUCKLE, assy (M170)	1	ea
				WO-685914		Composed of: 1 BUCKLE		
				WO-A4128		1 STRAP		
		5340-769-8490	G503-7698490	WO-674078	7698490	STRAP, spare gas can, w/end TIP, assy	1	ea
					549605	Composed of: 1 STRAP		
				WO-685911		1 TIP		
				WO-685912		STRAP, spare gas can, w/end TIP, assy (M170)	1	ea
				WO-685813		Composed of: 1 STRAP		
					549605	1 TIP		
					585861	STRAP, stowage, litter (M170)	1	ea
						Composed of: 1 BUCKLE		

H3	H003-8329991	WO-685815 WO-A2602 WO-681273	8329991	1 STRAP 1 TIP STRAP, stowage, shovel STRAP, stowage, shovel, w/BUCKLE, assy	1 1	ea ea
		WO-681273 WO-A2602 WO-675206 WO-681956 WO-681192	543486 8393224	Composed of: 1 BUCKLE 1 STRAP 1 TIP STRAP, stowage, top (49 in. dev-lg) STRAP, stowage, top bow (22 in. dev-lg) STRAP, stowage, top, w/BUCKLE, assy (wheelhouse) (M38A1)	4 2 4	ea ea ea
		WO-675206 N&AJ-1 WO-A2602 WO-681672 WO-681671	543486	Composed of: 1 BUCKLE 1 STRAP 1 TIP		
		WO-663335 WO-681672 N&J-1 WO-663336 WO-680987 WO-681275	426687 426686	STRAP, web, deck to front top bow STRAP, web, deck to front top bow, left and right, assy (M38A1) Composed of: 1 EYELET 1 STRAP 1 TIP 1 WASHER STRAP, web, 1 in. wide (16 in. dev-lg) (axe strap) (M170) STRAP, web, 1 in. wide (26 in. dev-lg) (passenger seat stowage)	2 2	ea ea
		WO-681956 N&J-1 WO-A2602 WO-685810 WO-685815 WO-685787 WO-685790 WO-685914 WO-685912	592637 543486	STRAP, web, 1 x 25 in. (stowage top bow) (M38A1) Composed of: 2 BUCKLE 2 STRAP 2 TIP STRAP, web, 1 in. wide (41½ in. dev-lg) (passenger seat stowage) (M170) STRAP, web, 1 in. wide (72 in. dev-lg) (auxiliary litter stowage) (M170) STRAP, web, 1½ in. wide (67½ in. dev-lg) (rear litter hold-down) (M170) STRAP, web, 1½ in. wide (33¼ in. dev-lg) (upper litter rack) (M170) STRAP, web, 1½ in. wide (6.425 in. dev-lg) (spare gas can) (M170) STRAP, web, 1½ in. wide (37.0 in. dev-lg) (spare gas can) (M170)	2 1 1 2 1 1 1 1	ea ea ea ea ea ea ea ea
H3	H003-0592637					

(1) ILLUSTRATION NO.	(2) REFERENCE SYMBOLS	(3) FEDERAL STOCK NO.	(4) ORDNANCE STOCK NO.	(5) MFR'S PART NO.	(6) ORDNANCE PART NO.	(7) DESCRIPTION	(8) QUANTITY INCORPORATED IN UNIT	(9) UNIT OF ISSUE
GROUP 18-BODY-Continued								
1808-STOWAGE AND STRAPS--Continued								
	H1		H101-0271187	WO-685077	271187	SUPPORT, auxiliary litter outer, front (M170)	1	ea
	H1		H101-0451975		451975	NUT, hex-ext-teeth lock washer, S, cd- or zn-pltd, 5/16-24NF-2B (support to retainer)	2	ea
				WO-685299		SCREW, lock washer, sld-hex-hd, S, cd- or zn-pltd, 5/16-18NC-3 x 3/4 (support to LH w/house panel)	2	ea
18-7					451977	SUPPORT, upper litter, front, assy (M170)	1	ea
18-7						SCREW, mach, hex-hd, spring lock washer, S, cd- or zn-pltd, 3/8-16NC x 7/8	4	ea
	H1	5310-012-0394	H001-7043741		120394	WASHER, FLAT, S, cd- or zn-pltd, 1 1/2 ID, 1 3/8 OD, 0.065 thk	4	ea
				WO-685277		SUPPORT, spare wheel well, assy (includes weld NUTS) (welded) (M170)	2	ea
	H1		H101-0451975	WO-807971		BOLT, assembled washer, hex hd, split lock washer, S, cd- or zn-pltd, 3/8-24UNF-2A x 3/4 (support to frame)	4	ea
	H1	5310-012-0388	H001-7045591		451975	SCREW, lock washer, sld-hex-hd, S, cd- or zn-pltd, 5/16-18NC-3 x 3/4 (support to wheel well)	4	ea
	H1	5310-044-6470	H101-0446470		120388	WASHER, FLAT, S, cd- or zn-pltd, 7/8 ID, 1 OD, 0.083 thk (support to frame)	4	ea
					446470	WASHER, FLAT, S, cd- or zn-pltd, 3/8 ID, 1 1/2 OD, 0.065 thk (support to wheel well)	4	ea
	H2		H002-0549605	WO-685471		SUPPORT, top bow stabilizer boards	1	ea
					549605	TIP, end, S, 1 1/2 in. (rear litter hold-down strap (2), spare gas can strap (1))	3	ea
				N&J-1		TIP, strap end (windshield hold-down strap (1), spare gas can strap (1), axle strap (1), shovel strap (1), top bow stowage strap (2), top stowage strap (4))	10	ea
				WO-A2602		TIP, strap end, S, 1 in. (auxiliary litter stowage strap (1), passenger seat stowage strap (2), axle strap (1), litter rack hold-down strap (1)) (M170)	5	ea
	H2		H102-0426686		426686	WASHER, large turn button fastener eyelet, br, black	2	ea
			G740-7376355	WO-674232	7376355	WEATHERSTRIP, ru (tool box lid)	1	ea
		2510-737-5355	G758-8329654	WO-680143	8329654	WEATHERSTRIP, ru, 0.44 wide, 32.65 lg, 0.22 thk (glove box door)	1	ea
						WEATHERSTRIP, stowage compartment lid (M170)	2	ea
				WO-683911				
				WO-685856		1812-SPECIAL PURPOSE BODY (M170)		
				WO-685853		ARM, half, spreader, lower, upper litter rack	2	ea
						ARM, half, spreader, upper, upper litter rack	2	ea

18-14	H1	010-4084	H001-0924148 G758-8329984	WO-685854 WO-685858 WO-674993 WO-676729 WO-684937 WO-687889 WO-684949 WO-687914 WO-684949 WO-687912 WO-805002	104084 8329984	ARM, half, spreader, upper, upper litter rack, assy. ARM, spreader, upper litter rack, assy. RIVET, solid, b-hd, S, 1/4 x 1/8 WASHER, spring, S, cd- or zn-pltd, 2 1/4 ID, 5/8 OD (superseded by WASHER WO-676729) WASHER, spring tension, S, cd- or zn-pltd, 1/4 ID, 5/8 OD (supersedes WASHER 8329984) BRACKET, hinge, upper litter, front BRACKET, hinge, upper outer litter rack, assy (front and rear support half) BRACKET, hinge, upper outer litter rack, rack half BRACKET, hinge, upper outer litter rack, rack half, assy (front)	2 2 2 2 2 1 1 1 2	ea ea ea ea ea ea ea ea
	H1	5310-044-6363	H101-0446363	WO-684953 WO-805002	160693 446363	Composed of: 1 BRACKET 2 SPACER NUT, hex, ext-teeth-lock washer, S, cd- or zn-pltd, 5/16-18NC-2A SCREW, mach-cross-recess, pan-hd, S, cd- or zn-pltd, 5/16-18NF x 7/8 WASHER, flat, S, cd- or zn-pltd, 3/8 ID, 7/8 OD, 0.083 thk	2 2 2	ea ea ea
	H1	5310-044-6363	H101-0446363	WO-683029 WO-683982 WO-685452	160693 446363	BRACKET, retainer and pivot, upper inner litter rack NUT, hex-ext-teeth lock washer, S, cd- or zn-pltd, No. 10-18NF-2A SCREW, mach, cross-recess, pan-hd, S, cd- or zn-pltd, 5/16-18NC x 7/8 WASHER, FLAT, S, cd- or zn-pltd, 3/8 ID, 7/8 OD, 0.083 thk	1 2 2 2	ea ea ea ea
	H1	014-5371	H001-5614921	WO-685451 WO-683850 WO-685451 WO-685424	146371	BRACKET, stop, upper litter rack BRACKET, support, lower litter rack, assy CHAIN w/retaining PIN, assy, (top side rail to wind-shield (2), front side curtain rod to top side rail (2)) Composed of: 2 CHAIN 2 PIN CHAIN, locking pin retaining (top side rail to w/shield (2); front side curtain rod to top side rail (2)) CHAIN, locking pin retaining SCREW, DRIVE, metallic, rd-hd, S, cd- or zn-pltd, No. 2 (0.100) x 1/4 (chain to locking pin)	4 2 2	ea ea ea
	H1		H101-0271166	WO-685781	271166	CLIP, retaining, hanging support NUT, hex, ext-teeth lock washer, S, cd- or zn-pltd, No. 10-24NC-2A	1 2	ea ea
	H1		H101-0157684		157684	SCREW, MACHINE, truss hd, cross-recess, S, cd- or zn-pltd, No. 10-24NC-2 x 1/2	2	ea

(1) ILLUSTRATION NO.	(2) REFERENCE SYMBOLS	(3) FEDERAL STOCK NO.	(4) ORDNANCE STOCK NO.	(5) MFR'S PART NO.	(6) ORDNANCE PART NO.	(7) DESCRIPTION	(8) QUANTITY INCORPORATED IN UNIT	(9) UNIT OF ISSUE
GROUP 18—BODY—Continued								
1812—SPECIAL PURPOSE BODY (M170)—Continued								
	H1	010-4187	H001-0925030	WO-685850	104187	CLIP, spring, spreader arm.....	2	ea
	H1		H101-0454789	WO-685888	454789	RIVET, SOLID, ck-hd, S, $\frac{1}{8}$ x $\frac{1}{2}$ COVER, plate, trailer receptacle (body rear panel)..... SCREW, assembled washer, cross-recess-pan-hd, int-teeth lock washer, header-pt, S, cd- or zn-pltd, $\frac{1}{4}$ -20UNC-2A x $\frac{1}{2}$ (body rear panel)	4 1 4	ea ea ea
				WO-685527		CUSHION, wheelhouse, left side, assy (superseded by CUSHION WO-691543) Composed of: 1 COVER 1 PAD	2	ea
18-5, 15				WO-685529 WO-685866 WO-691543		CUSHION, wheelhouse, left side, assy (supersedes CUSHION WO-685527) Composed of: 1 COVER 1 PAD	2	ea
		2510-495-8672	G503-7418660	WO-685529 WO-691896 WO-52990	7418660	SCREW, tapping, oval-hd, S, cd- or zn-pltd, No. 10-12 x $\frac{1}{2}$	10	ea
	H1	5310-014-0241	H101-0140241	WO-685528	140241	WASHER, FINISHING, S, cd- or zn-pltd, No. 10 (0.190) CUSHION, wheelhouse, right side, assy (superseded by CUSHION WO-691544) Composed of: 1 COVER 1 PAD	10 2	ea ea
18-5				WO-685530 WO-685861 WO-691544		CUSHION, wheelhouse, right side, assy (supersedes CUSHION WO-685528) Composed of: 1 COVER 1 PAD	2	ea
18-15		2510-495-8672	G503-7418660	WO-685530 WO-691897 WO-52990	7418660	SCREW, tapping, oval-hd, S, cd- or zn-pltd, No. 10-12 x $\frac{1}{2}$	10	ea
18-15	H1	5310-014-0241	H101-0140241	WO-685785	140241	WASHER, FINISHING, S, cd- or zn-pltd, No. 10 (0.190) HANGER, rear, inner litter rack..... PIN, COTTER, split, S, cd- or zn-pltd, $\frac{3}{16}$ x $\frac{7}{8}$ WASHER, S, cd- or zn-pltd, $1\frac{1}{2}$ ID, $1\frac{1}{16}$ OD, $\frac{3}{32}$ thk.....	10 1 1 1	ea ea ea ea

H1					WO-684999				HINGE, half, litter rack, front, upper, outer.....	1	ea
					WO-805002				NUT, hex, ext-teeth-lock washer, S, cd- or zn-pltd, 5/16-18NC-2A	2	ea
							160693		SCREW, mach, cross-recess, pan-hd, S, cd- or zn-pltd, 5/16-18NF x 7/8	2	ea
							446363		WASHER, flat, S, cd- or zn-pltd, 3/8 ID, 7/8 OD, 0.083 thk	2	ea
					WO-684949				HINGE, half, litter rack, rear, upper, outer.....	1	ea
					WO-685433				HINGE, locking pin w/CHAIN (upper litter rack hinge, front and rear)	2	ea
					WO-685424				Composed of:		
					WO-684957				1 CHAIN		
									1 HINGE and PIN		
									1 SCREW		
					WO-684957				HINGE, w/locking PIN (upper litter rack hinge, front and rear)	2	ea
					WO-684975				HOOK, plasma container.....	2	ea
							121893		BOLT, MACHINE, S, cd- or zn-pltd, 1/4-20NC-2B x 3/8.	4	ea
							271172		NUT, mach screw, hex, ext-teeth lock washer, S, cd- or zn-pltd, 1/4-20NC-2B	4	ea
							120393		WASHER, FLAT, S, cd- or zn-pltd, 5/8 ID, 5/8 OD, 0.065 thk (plasma container hook to stabilizer board)	4	ea
					WO-685930				INSERT, upper litter support.....	4	ea
					WO-683913				LID, stowage compartment, assy (complete).....	1	ea
					WO-683912				LID, stowage compartment w/HINGE (welded).....	1	ea
					WO-685366				PAD, wheelhouse cushion, left side (superseded by PAD WO-691396)	1	ea
					WO-691396				PAD, wheelhouse cushion, left side (Tapatco) (super- sedes PAD WO-685366)	1	ea
					WO-685361				PAD, wheelhouse cushion, right side (superseded by PAD WO-691397)	2	ea
					WO-691397				PAD, wheelhouse cushion, right side (Tapatco) (super- sedes PAD WO-685361)	2	ea
					WO-684962				PIN, locking, litter rack, upper, inner.....	1	ea
					WO-683850				PIN, grooved, S, cd- or zn-pltd, 5/8 x 7/8	1	ea
							443126		PIN, retaining (top side rail to w/shield (2)), front side curtain rod to top side rail (2))	4	ea
					WO-685851				PLATE, spreader arm.....	4	ea
					WO-674993				RIVET, SOLID, ck-hd, S, 1/4 x 3/4	2	ea
							8329984		WASHER, spring, S, cd- or zn-pltd, 2/4 ID, 5/8 OD (superseded by WASHER WO-676729)	4	ea
					WO-676729				WASHER, spring tension, S, cd- or zn-pltd, 1/4 ID, 5/8 OD (supersedes WASHER 8329984) (upper lower spreader arm)	2	ea
					WO-685783				PLATE, support, inner upper litter rack.....	1	ea
					WO-684972				RACK, litter, inner upper (welded).....	1	ea

(1) ILLUSTRATION NO.	(2) REFER- ENCE SYMBOLS	(3) FEDERAL STOCK NO.	(4) ORDNANCE STOCK NO.	(5) MFR'S PART NO.	(6) ORDNANCE PART NO.	(7) DESCRIPTION	(8) QUANTITY INCOR- PORATED IN UNIT	(9) UNIT OF ISSUE
						GROUP 18—BODY—Continued		
						1812—SPECIAL PURPOSE BODY (M170)—Continued		
	H1		H101-0451975	WO-684940	451975	RACK, litter lower, assy	2	ea
	H1	5310-044-6470	H101-0446470		446470	SCREW, lock washer, sltd, hex-hd, S, cd- or zn-pltd, 5/16-18NC-3 x 3/4	8	ea
18-5, 14				WO-684964		WASHER, FLAT, S, cd- or zn-pltd, 3/8 ID, 1 1/8 OD, 0.065 thk (lower litter rack to floor pan)	8	ea
				WO-684961		RACK, litter, outer upper, assy	1	ea
				WO-685904		RACK, litter, upper, inner and outer	2	ea
				WO-688013		RACK, upper litter, assy	1	ea
18-5, 15	H1	012-8417	H001-3057051		128417	REST, back, wheelhouse seat	2	ea
	H1	012-0376	H001-4167541		120376	BOLT, SQUARE NECK, step, S, cd- or zn-pltd, 5/16-18NC-2 x 7/8	4	ea
	H1	5310-044-6363	H101-0446363		446363	NUT, PLAIN, HEXAGON, lt, s-fin, S, cd- or zn-pltd, 5/16-18NC-2	4	ea
				WO-685928		WASHER, FLAT, plain, S, cd- or zn-pltd, 3/8 ID, 7/8 OD, 0.083 thk (back rest to front and right rear top bow)	4	ea
	H1		H101-0271187		271187	RETAINER, auxiliary litter outer front, assy	1	ea
						NUT, hex, lt, ext-teeth lock washer, S, cd- or zn-pltd, 5/16-24NF-2B	2	ea
	H1	010-2683	H001-0924145	WO-685472	102688	RETAINER, front litter	2	ea
				WO-684973		RIVET, SOLID, b-hd, S, 1/4 x 1 1/8	4	ea
				WO-685709		RETAINER, hanger, litter rack, upper, inner	1	ea
	H1		H101-9409097		9409097	RETAINER, lower front litter, assy	1	ea
						BOLT, MACHINE, assembled washer, hex-hd, split lock washer, header-pt, S, cd- or zn-pltd, 5/16-18UNC- 2A x 5/8	2	ea
	H1	012-0376	H001-4167541		120376	NUT, PLAIN, HEXAGON, lt, s-fin, S, cd- or zn-pltd, 5/16-18NC-2	2	ea
18-1A	H1	013-7168	H101-0137168	WO-685785		ROD, support, hanging, litter rack, upper, inner	1	ea
	H1	5310-012-0396	H001-7043801		137168	PIN, COTTER, split, S, pltd, 3/8 x 7/8	1	ea
					120396	WASHER, FLAT, S, cd- or zn-pltd, 1 1/8 ID, 1 1/8 OD, 0.095 thk	1	ea
	H1		H001-5614921		145371	SCREW, DRIVE, metallic, rd-hd, S, No. 2 (0.100) x 1/4 (upper litter rack hinge, front and rear)	2	ea
				WO-687912		SPACER, hinge bracket, upper outer litter rack, rack half	2	ea
				WO-688119		STOP, rear, upper and inner, litter rack	2	ea
				WO-687887		SUPPORT, auxiliary litter, outer, front	1	ea

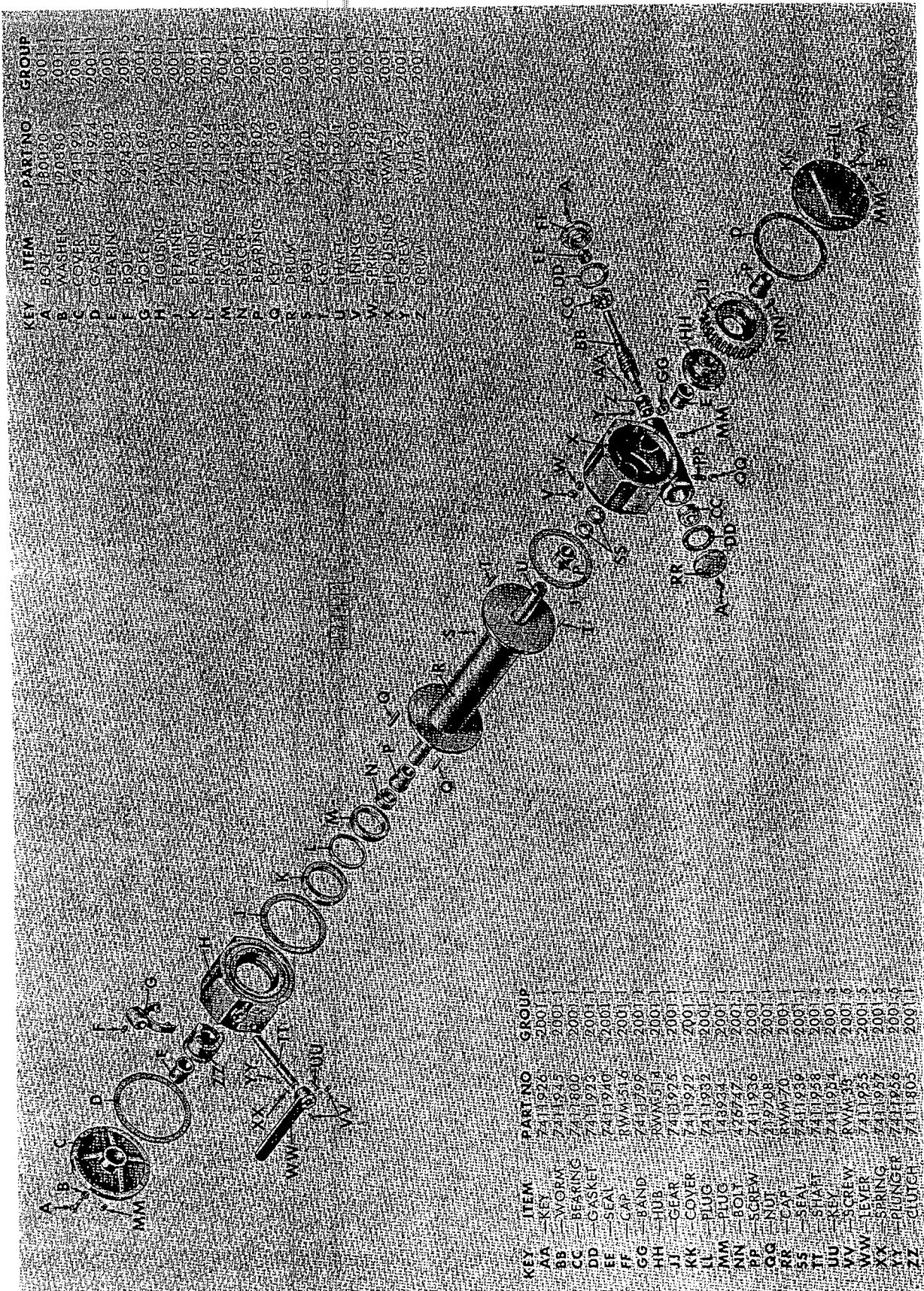


Figure 20-1. Wineth, assy (7411944)—exploded view

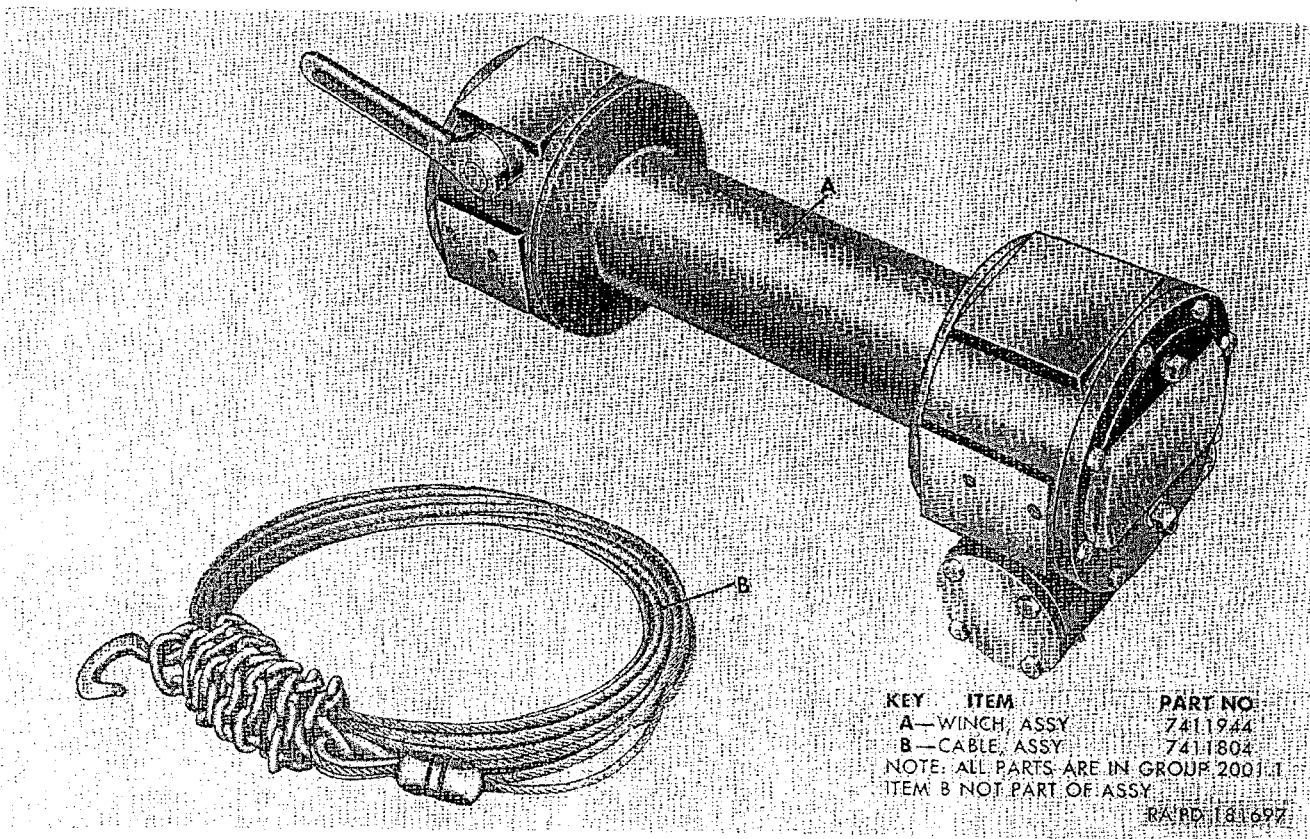


Figure 20-2. Winch, assy and related parts

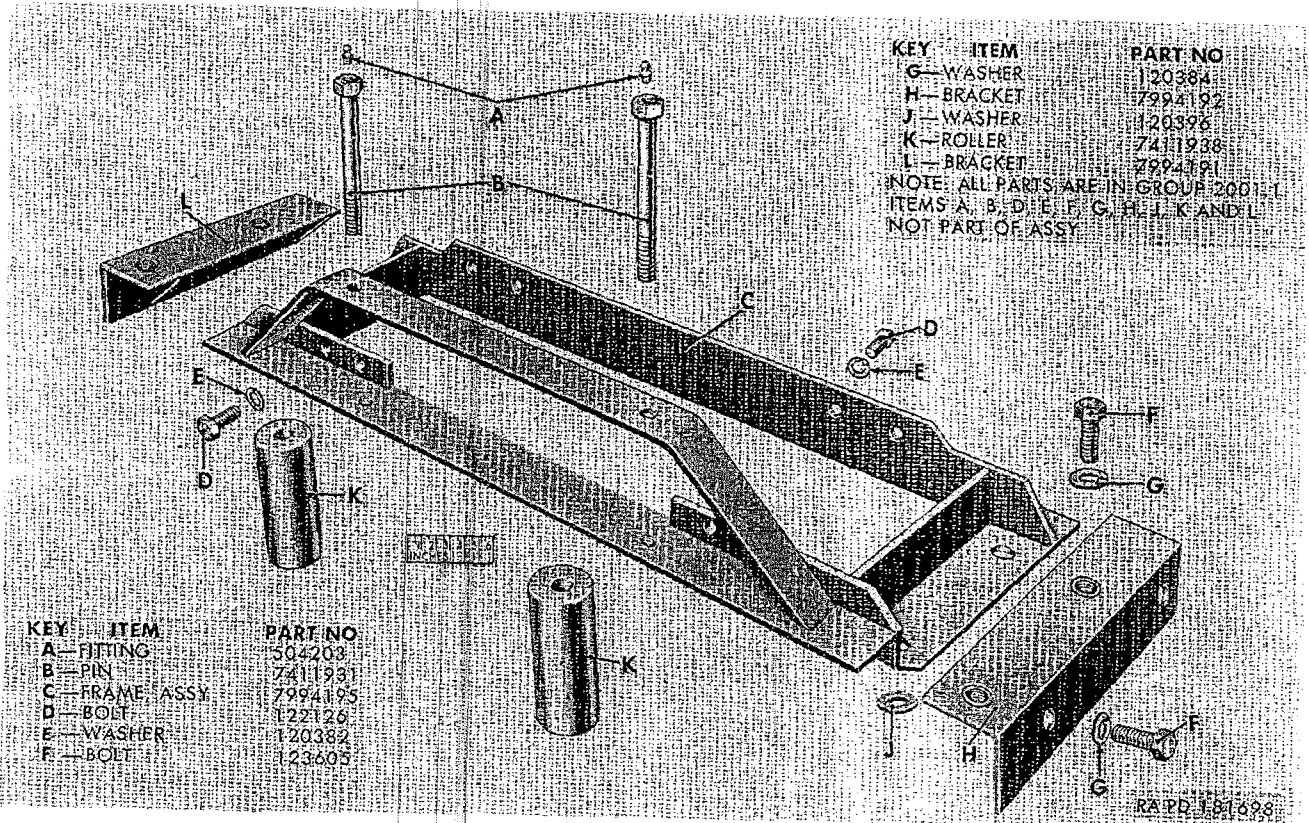


Figure 20-3. Winch frame and related parts

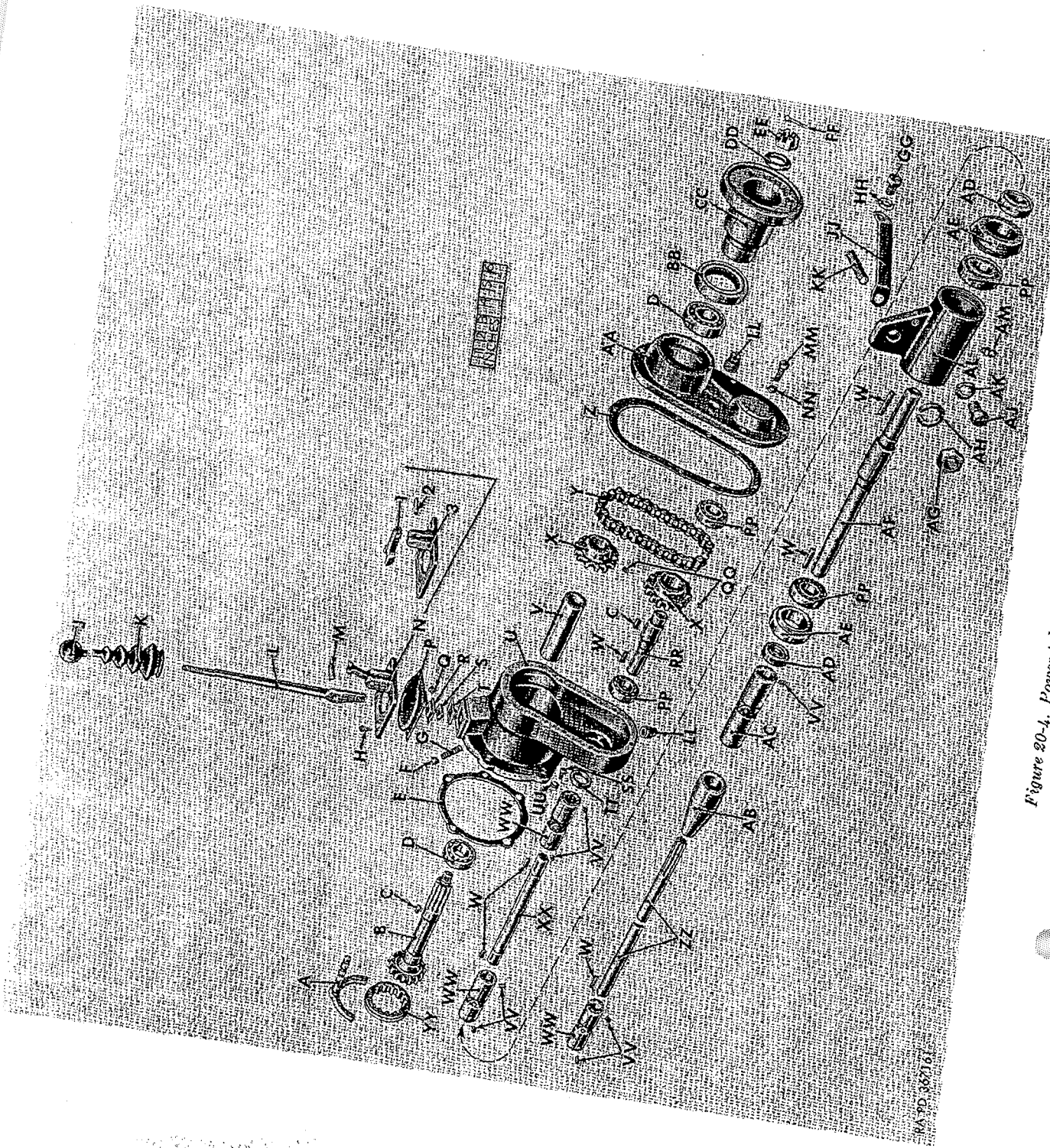
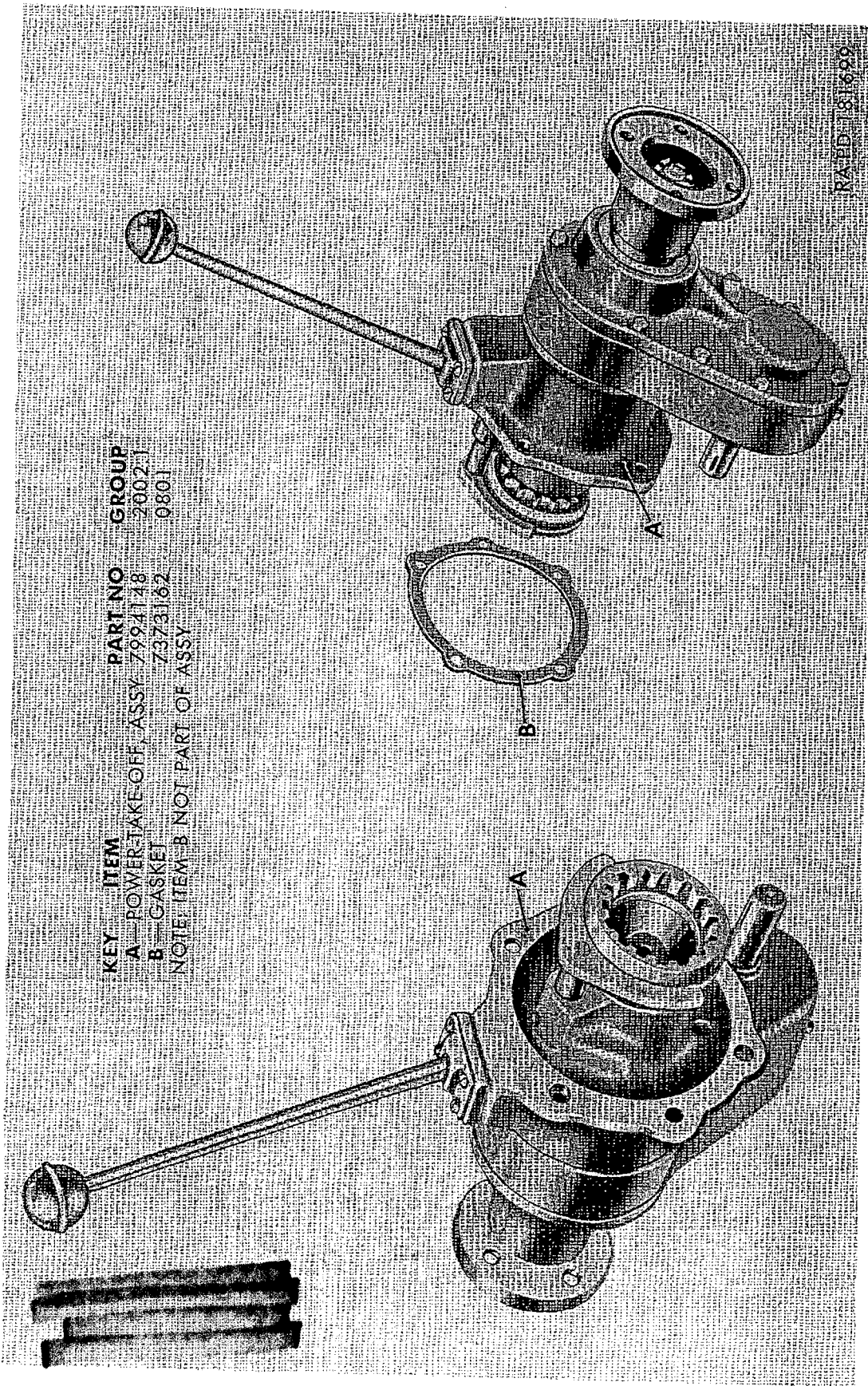


Figure 20-4. Power-locks

MA PD 36716

Key	Item	Part No.	Group	Key	Item	Part No.	Group
A	-SHAFT, ASSY	SP-6510X	2002.5	FF	-PIN	103887	2002.1
B	-GEAR	7411963	2002.1	GG	-BOLT	122279	2001.3
C	-KEY	RWM-133	2002.1	HH	-WASHER	8332514	2001.3
D	-BEARING	700078	2002.1	JJ	-BRACE	7994190	2001.3
E	-GASKET	7373162	0801	KK	-STUD	103260	0103
F	-BALL	7411974	2002.5	LL	-PLUG	143934	2002.1
G	-SPRING	7411983	2002.5	MM	-BOLT	120854	2002.1
H	-SCREW	161901	2002.5	NN	-WASHER	120880	2002.1
J	-KNOB	7696491	2002.5	PP	-BEARING	701170	2001.3
K	-SEAL	7361994	2002.5	QQ	-BOLT	192452	2002.1
L	-LEVER	7411977	2002.5	RR	-SHAFT	7411967	2002.1
M	-PIN	117877	2002.5	SS	-BOLT	120233	2002.1
N	-LATCH, ASSY	8329889	2002.5	TT	-SEAL	7411940	2002.1
	1 -BRACKET	WO-804765	2002.5	UU	-WASHER	120930	2002.1
	2 -PIN	7411980	2002.5	VV	-SCREW	RWM-87	2001.3
	3 -LATCH	7411976	2002.5	WW	-JOINT	7994196	2001.3
P	-BOOT	7375153	2002.5	XX	-SHAFT	RWM-95A	2001.3
Q	-SCREW	RWM-129	2002.5	YY	-GEAR	7411964	2002.1
R	-COVER	7411975	2002.5	ZZ	-SHAFT	WO-119277	2001.3
S	-RETAINER	7411981	2002.5	AB	-SEAL	7411687	2001.3
T	-PLATE	RWM-130	2002.1	AC	-JOINT	7994197	2001.3
U	-HOUSING	RWM-96	2002.1	AD	-SEAL	7411950	2001.3
V	-SPACER	7411970	2002.1	AE	-CAP	RWM-76	2001.3
W	-KEY	7411690	2001.3	AF	-SHAFT	RWM-77	2001.3
X	-SPROCKET	7411971	2002.1	AG	-NUT	124634	2001.3
Y	-CHAIN	7411961	2002.1	AH	-WASHER	120898	2001.3
Z	-GASKET	7411962	2002.1	AJ	-BOLT	123520	2001.3
AA	-COVER	RWM-97	2002.1	AK	-WASHER	120882	2001.3
BB	-SEAL	7411966	2002.1	AL	-CASE	RWM-75	2001.3
CC	-ADAPTER	RWM-138	2002.1	AM	-FITTING	RWM-80	2001.3
DD	-WASHER	7411972	2002.1				
EE	-NUT	RWM-140	2002.1				

Figure 20-4. Power-take-off and controls—legend



KEY ITEM PART NO GROUP
 A POWER-TAKE-OFF, ASSY 7994148 20021
 B GASKET 7373162 0801
 NOTE: ITEM B NOT PART OF ASSY

RA-ED-181699

Figure 20-5. Power-take-off (7994148) and related parts

(1) ILLUSTRATION NO.	(2) REFER- ENCE SYMBOLS	(3) FEDERAL STOCK NO.	(4) ORDNANCE STOCK NO.	(5) MFR'S PART NO.	(6) ORDNANCE PART NO.	(7) DESCRIPTION	(8) QUANTITY INCORPORATED IN UNIT	(9) UNIT OF ISSUE
GROUP 20—WINCH AND POWER-TAKE-OFF								
2001.1—WINCH ASSEMBLY AND DRUM								
20-1		2520-741-1799	G740-7411799	RWM-82 WO-118237	7411799	BAND, brake worm	1	ea
20-1		3110-741-1800	G740-7411800	RWM-517 WO-118235	7411800	BEARING, ball, worm shaft	2	ea
20-1		3120-741-1801	G740-7411801	RWM-62 WO-118253	7411801	BEARING, clutch housing	1	ea
20-1		3120-741-1802	G740-7411802	RWM-511 WO-118232	7411802	BEARING, bz, 1 1/4 ID, 1 3/8 OD, 1 1/4 lg (drum shaft (2), worm gear housing cover (1))	3	ea
20-1		3120-741-1803	G740-7411803	RWM-98 WO-118233	7411803	BEARING, 1 1/4 ID, 1 3/8 OD, 1 lg (worm gear housing)	2	ea
20-3				WO-802255	7994192	BRACKET ASSY, winch frame support, LH	1	ea
20-3				RWM-143 WO-801768	7994191	BRACKET ASSY, winch frame support, RH	1	ea
20-3	H1	012-3605	H101-0123605		123605	BOLT, MACHINE, cap, hex-hd, S, cd- or zn-pltd, 1/2- 20NF-3 x 1	4	ea
20-3	H1	5310-012-0384	H001-7025801		120384	WASHER, lock, med, S, cd- or zn-pltd, 1/2 in.	4	ea
20-2		4010-741-1804	G740-7411804	WO-800580 RWM-70	7411804	CABLE, w/HOOK, assy	1	ea
20-1				WO-118241 RWM-516 WO-118242		CAP, closed end bearing	1	ea
20-1						CAP, worm shaft bearing	1	ea
20-1	H1	018-0020	H001-5451641		180020	BOLT, MACHINE, hex-hd, S, 85,000 psi yield strength, cd- or zn-pltd, 1/4-20NC-3 x 3/4	8	ea
20-1	H8		H008-0819775		42-C-14761 -10	CHAIN, welded, sight link, high carbon, high test, S, natural, nom size 5/16 in.	1	ft
20-1		2520-741-1805	G740-7411805	RWM-60 WO-118256	7411805	CLUTCH, winch	1	ea
20-1		5315-741-1920	G740-7411920	RWM-512 WO-118257	7411920	KEY, sq, rd ends, dl-rd, 5/16 sq x 1 1/2	2	ea
20-1		2520-741-1921	G740-7411921	RWM-57 WO-118251	7411921	COVER, clutch housing	1	ea
20-1	H1	018-0020	H001-5451641		180020	BOLT, MACHINE, hex-hd, S, 85,000 psi yield strength, cd- or zn-pltd, 1/4-20NC-3 x 3/4	8	ea
20-1	H1	5310-012-0380	H001-7025681		120380	WASHER, lock, med, S, cd- or zn-pltd, 1/4 in.	8	ea
20-1		2520-741-1922	G740-7411922	RWM-52 WO-118222	7411922	COVER, worm gear housing	1	ea
20-1	H1	018-0020	H001-5451641		180020	BOLT, MACHINE, hex-hd, S, 85,000 psi yield strength, cd- or zn-pltd, 1/4-20NC-3 x 3/4	8	ea
20-1	III	5310-012-0380	H001-7025681		120380	WASHER, lock, med, S, cd- or zn-pltd, 1/4 in.	8	ea

(1) ILLUSTRATION NO.	(2) REFERENCE SYMBOLS	(3) FEDERAL STOCK NO.	(4) ORDNANCE STOCK NO.	(5) MFR'S PART NO.	(6) ORDNANCE PART NO.	(7) DESCRIPTION	(8) QUANTITY INCORPORATED IN UNIT	(9) UNIT OF ISSUE
GROUP 20—WINCH AND POWER-TAKE-OFF—Continued								
2001.1—WINCH ASSEMBLY AND DRUM—Continued								
20-1				RWM-81 WO-118236		DRUM, brake, worm	1	ea
20-1				RWM-68 WO-118246		DRUM, winch	1	ea
20-1	H1	022-2460	H101-0222460		222460	BOLT, set, hex-socket, fl-pt, alloy-S, 5/16-18NC-3 x 3/8	1	ea
20-3	H16	050-4203	H016-0504203		504203	FITTING, LUBRICATION, type, stght, 1/4-28NF, male (vertical roller guide pin)	2	ea
20-3				RWM-166B WO-801767	7994193	FRAME ASSY, complete, winch (includes FRAME 7994195)	1	ea
20-3				RWM-100 WO-118267	7994195	FRAME, winch, assy (welded)	1	ea
20-3	H1	012-3605	H101-0123605		123605	BOLT, mach, hex-hd, S, cd- or zn-pltd, 1/2-20NF-3 x 1	4	ea
20-3	H1	5310-012-0384	H001-7025801		120384	WASHER, lock, med, S, cd- or zn-pltd, 1/2 in	4	ea
20-1				RWM-556 WO-118243	7411923	GASKET, bearing cap, 2.062 ID, 3.000 OD, 0.016 thk	2	ea
20-1				RWM-56 WO-118223	7411924	GASKET, worm gear housing cover, 5.406 ID, 6.438 OD, 0.625 thk	2	ea
20-1				RWM-55 WO-118229	7411925	GEAR, 2.250 ID, 50-T, 5.200 OD, 1.000 face, bz, helical (drum shaft drive)	1	ea
20-1	H1	042-6747	H101-0426747		426747	BOLT, mach, socket-hd, alloy-S, cd- or zn-pltd, 3/4-20NC-3 x 3/8	6	ea
20-1	H8		H008-0591193		591193	HOOK, winch cable	1	ea
20-1				RWM-53 WO-118250		HOUSING, clutch	1	ea
20-1				RWM-51 WO-118221		HOUSING, worm gear	1	ea
20-1				RWM-514 WO-118230		HUB, worm gear	1	ea
20-1				RWM-89 WO-118266		KEY, winch	1	ea
20-1				RWM-577 WO-118240	7411926	KEY, worm brake drum	1	ea
20-1				RWM-513 WO-118231	7411927	KEY, worm gear	2	ea
20-1				RWM-519 WO-118244	7411930	LINING, brake drum	1	ea
20-1	H8		H008-7717021		7717021	LINK, repair (winch cable chain)	2	ea

20-3	5315-741-1931	G740-7411931	RWM-558 WO-118282	7411931	PIN, guide, vertical roller.....	2	ea
20-1	2540-741-1932	G740-7411932	RWM-39 WO-118224	7411932	PLUG, breather.....	1	ea
20-1	H6 014-3934	H106-0143934		143934	PLUG, PIPE, sq-hd, CI, cd- or zn-pltd, 3/8 in. (gear housing filler (1), drain (2))	3	ea
20-1	3110-741-1933	G740-7411933	RWM-61 WO-118262	7411933	RACE, intermediate bearing.....	1	ea
20-1	2520-741-1934	G740-7411934	RWM-63 WO-118254	7411934	RETAINER, grease, clutch housing bearing.....	1	ea
20-1	2520-741-1935	G740-7411935	RWM-64 WO-118249	7411935	RETAINER, grease, drum.....	2	ea
20-3	2530-741-1938	G740-7411938	RWM-557 WO-118281	7411938	ROLLER, vertical (guide pin).....	2	ea
20-1	5305-741-1936	G740-7411936	RWM-83 WO-118288	7411936	SCREW, adjusting, worm brake.....	1	ea
20-1	H1 021-9708	H001-4019541		219708	NUT, plain, hexagon, reg, s-fin, S, cd- or zn-pltd, 3/8-24NF-2	1	ea
20-1	5305-741-1937	G740-7411937	RWM-153 WO-118239	7411937	SCREW, set, 1/4-20NC x 1/4 (worm brake).....	1	ea
20-1	5330-741-1939	G740-7411939	RWM-99 WO-118248	7411939	SEAL, grease, drum shaft.....	2	ea
20-1	5330-741-1940	G740-7411940	RWM-515 WO-118205	7411940	SEAL, grease, worm gear.....	1	ea
20-1	2520-741-1941	G740-7411941	RWM-69 WO-118247	7411941	SHAFT, drum.....	1	ea
20-1	2520-741-1942	G740-7411942	RWM-506 WO-118255	7411942	SPACER, clutch.....	1	ea
20-1	5340-741-1943	G740-7411943	RWM-520 WO-118245	7411943	SPRING, drum brake lining.....	1	ea
20-3	H1 5310-012-0396	H001-7043801	WO-801766	120396	WASHER, flat, S, cd- or zn-pltd, 1/2 ID, 1 1/2 OD, 0.095 thk (winch frame to support bracket)	1	ea
20-3	H1 012-2126	H001-5420541	RWM-89	7994200	WINCH, w/KEY, assy Composed of: 1 KEY 1 WINCH	1	ea
20-3	H1 5310-012-0382	H001-7025741		7411944	BOLT, mach, hex-hd, S, cd- or zn-pltd, 3/8-16NC-8 x 3/8	8	ea
20-1, 2	3830-741-1944	G740-7411944	RWM-73A WO-118220	120382	WASHER, lock, med, S, cd- or zn-pltd, 3/8 in.	8	ea
20-1	2520-741-1945	G740-7411945	RWM-67 WO-118234	7411944	WINCH, w/o KEY, assy.....	1	ea
				7411945	WORM (gear housing).....	1	ea

(1) ILLUSTRATION NO.	(2) REFERENCE SYMBOLS	(3) FEDERAL STOCK NO.	(4) ORDNANCE STOCK NO.	(5) MFR'S PART NO.	(6) ORDNANCE PART NO.	(7) DESCRIPTION	(8) QUANTITY INCORPORATED IN UNIT	(9) UNIT OF ISSUE
GROUP 20—WINCH AND POWER-TAKE-OFF—Continued								
2001.3—WINCH DRIVE SHAFT								
20-4	H12		H012-1306020		701170	BEARING, ball, MIL-STD-CODE 111-02010-0000 (rad, SR, extra lt, non-loading groove, type I, 0.7874 bore, 1.6535 OD, 0.4724 width) (hanger)	2	ea
20-4	H1		G740-7994190	RWM-148 WO-801869	7994190	BRACE, hanger bearing	1	ea
20-4	H1	5305-012-3520	H001-5421221		123520	BOLT, MACHINE, hex-hd, S, cd-or-zn-pltd, $\frac{3}{8}$ -24NF-3 x $\frac{3}{4}$	1	ea
20-4	H1	6550-012-2279	H101-0122279		122279	BOLT, mach, hex-hd, S, cd-or-zn-pltd, $\frac{1}{8}$ -14NC-3 x 1 $\frac{1}{2}$	1	ea
20-4	H1	5310-011-6104	H001-1525020		116104	WASHER, FLAT, cop, $\frac{1}{8}$ ID, $\frac{5}{16}$ OD, 0.065 thk (superseded by WASHER 8332514)	2	ea
20-4			G758-8332514	WO-809706	8332514	WASHER, LOCK, ext-teeth, S, blk-oiled-fin, $\frac{1}{8}$ ID, $\frac{3}{4}$ OD, 0.020 thk (supersedes WASHER 116104)	1	ea
20-4	H1	5310-012-0382	H001-7025741		120382	WASHER, lock, med, S, cd-or-zn-pltd, $\frac{3}{8}$ in.	1	ea
20-4				RWM-76 WO-118274		CAP, hanger bearing	2	ea
20-4				RWM-75 WO-118273		CASE, hanger bearing	1	ea
20-4				RWM-80 WO-118277		FITTING, grease, $\frac{1}{4}$ -28NF (hanger bearing)	1	ea
20-4			G740-7994194	TWM-74A WO-118272	7994194	HANGER, ASSY	1	ea
						Composed of:		
					701170	2 BEARING		
						2 CAP		
						1 CASE		
						1 FITTING		
					7411950	2 SEAL		
						1 SHAFT		
20-4	H1	5310-012-4634	H001-4167721		124634	NUT, plain, hex, lt, s-fin, S, cd-or-zn-pltd, $\frac{1}{16}$ -18NF-2.	1	ea
20-4	H1	5310-012-0898	H001-7025831		120898	WASHER, lock, med, S, cd-or-zn-pltd, $\frac{3}{8}$ in.	1	ea
			G740-7411681	RWM-167B WO-801770	7411681	HANGER, complete, assy	1	ea
						Composed of:		
					123520	1 BOLT		
					122279	1 BOLT		
					7994190	1 BRACE		
					7994194	1 HANGER		

20-4								7411690 124634 120898 120882 8332514 7994197	2 KEY 1 NUT 1 WASHER 1 WASHER 1 WASHER JOINT, slip, universal, assy JOINT, slip, universal, w/set SCREW, assy	1 1	ea ea
								7994197 7994196	Composed of: 1 JOINT 1 SCREW JOINT, universal, assy	1	ea
20-4								7411685	JOINT, universal, w/set SCREW, assy	3	ea
								7994196	Composed of: 1 JOINT 2 SCREW		
								7411646	KEY, hanger bearing shaft (superseded by KEY 7411690)	2	ea
20-4								7411690	KEY (drive shaft (3), hanger bearing cap (2)) (super- sedes KEY 7411646)	5	ea
20-4								7411687	SCREW, SET (universal slip joint (1), universal joint (6))	7	ea
20-4								7411950	SEAL, drive shaft	1	ea
								8332124	SEAL, grease, hanger bearing	2	ea
20-4								7411690	SHAFT, drive, long	1	ea
								8332124	SHAFT, drive, long, assy	1	ea
								7411690	Composed of: 1 KEY 1 SHAFT		
								7411953	SHAFT, drive, short	1	ea
								7411953	SHAFT, drive, short, assy	1	ea
								7411690	Composed of: 2 KEY 1 SHAFT		
									SHAFT, hanger bearing	1	ea

2001.5

(1) ILLUSTRATION NO.	(2) REFERENCE SYMBOLS	(3) FEDERAL STOCK NO.	(4) ORDNANCE STOCK NO.	(5) MFR'S PART NO.	(6) ORDNANCE PART NO.	(7) DESCRIPTION	(8) QUANTITY INCORPORATED IN UNIT	(9) UNIT OF ISSUE
GROUP 20 - WINCH AND POWER-TAKE-OFF - Continued								
2001.5 - WINCH CONTROLS								
20-1		5315-741-1954	G740-7411954	RWM-152 WO-118265	7411954	KEY, clutch shifting lever.	1	ea
20-1		2520-741-1955	G740-7411955	RWM-54 WO-118260	7411955	LEVER, shifting, clutch	1	ea
20-1		2520-741-1956	G740-7411956	RWM-65 WO-118261	7411956	PLUNGER, poppet (clutch shifting lever)	2	ea
20-1				RWM-88 WO-118263		SCREW, set, 5/16-18NC x 1/4 (poppet plunger (2), lever shaft (1))	3	ea
20-1		2520-741-1958	G740-7411958	RWM-59 WO-118259	7411958	SHAFT, clutch shifting yoke	1	ea
20-1		5340-741-1957	G740-7411957	RWM-66 WO-118262	7411957	SPRING, poppet (clutch shifting lever)	2	ea
20-1		2520-741-1959	G740-7411959	RWM-58 WO-118258	7411959	YOKE, shifting, clutch	1	ea
20-1	H1	019-2452	H101-0192452		192452	BOLT, set, hex-socket, cone-pt, S, cd- or zn-pltd, 1/4-20NC x 3/8	1	eq
2002.1 - POWER-TAKE-OFF ASSEMBLY								
20-4				RWM-138 WO-118207		ADAPTER, gear housing	1	ea
20-4				RWM-140 SP-S1103 WO-640632		NUT, hex, slotted, S, 5/8-18NC-3	1	ea
20-4	H1	010-3387	H001-0811054		103387	PIN, cotter, split, S, 1/8 x 1 1/2	1	ea
20-4		5310-741-1972	G740-7411972	RWM-141 SP-872W WO-640622	7411972	WASHER, FLAT, S, 0.68 ID, 1.28 OD, 0.125 thk	1	ea
20-4	H12		H012-1806020		701170	BEARING, ball, MIL-STD-CODE 111-02010-0000 (rad, SR, extra lt, non-loading groove, type 1, 0.7874 bore, 1.6535 OD, 0.4724 width) (output shaft)	2	ea
20-4	H12		H012-1303025		700078	BEARING, ball, MIL-STD-CODE 111-02502-0000 (rad, SR, lt, non-loading groove, 0.9843 bore, 2.0472 OD, 0.5906 width) (main drive gear)	2	ea
20-4		3020-741-1961	G740-7411961	RWM-135 WO-118202	7411961	CHAIN, roller (main drive gear)	1	ea
20-4				RWM-97 WO-118182		COVER, housing	1	ea

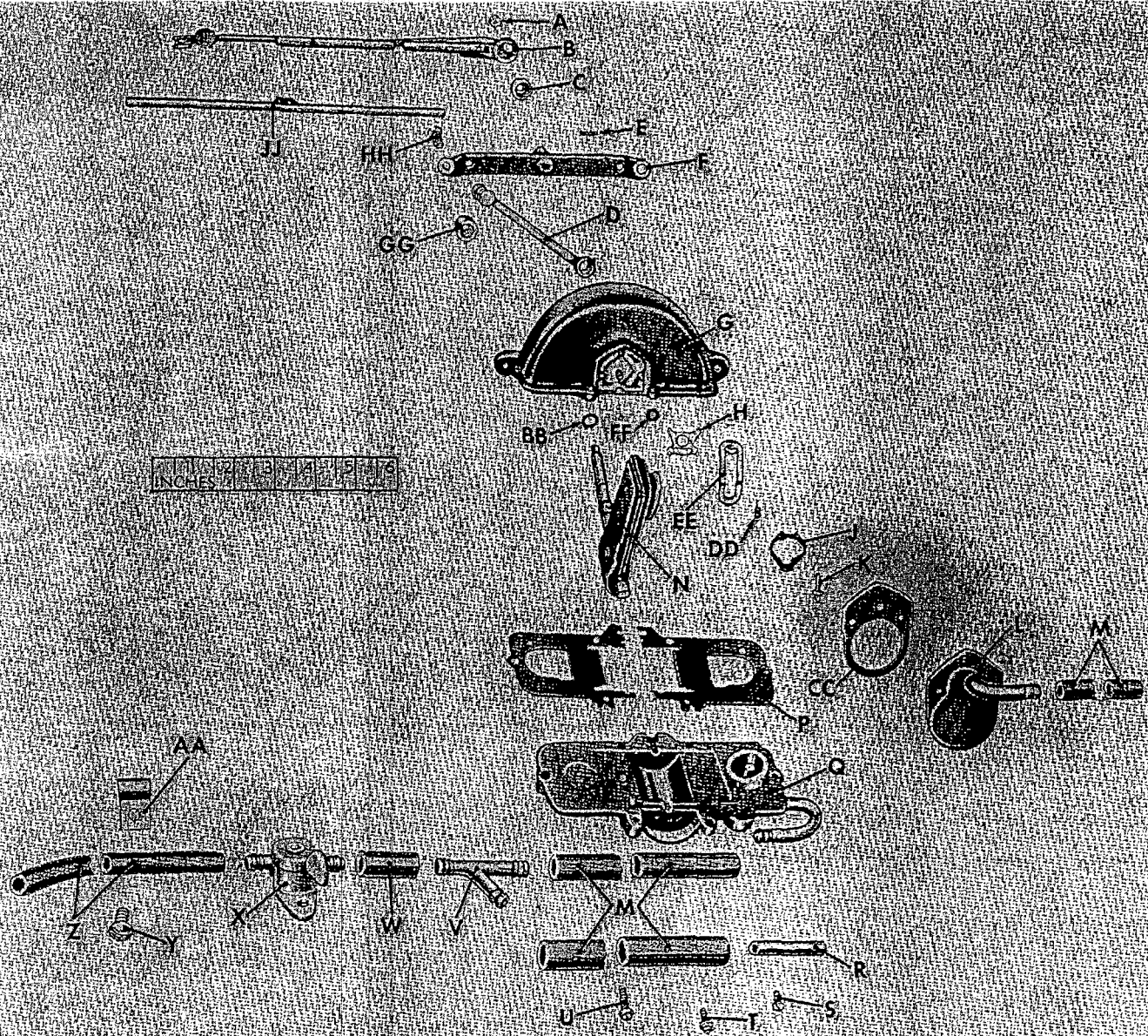
358

20-4	H1	012-0854	H001-5417601				120854	BOLT, mach, hex-hd, S, cd- or zn-pltd, 1/4-20NC-3 x 3/8	8	ea
20-4	H1	5310-012-0380	H001-7025681				120380	WASHER, lock, med, S, cd- or zn-pltd, 1/4 in.	8	ea
20-4		2520-741-1962	G740-7411962	RWM-142			7411962	GASKET, housing cover	1	ea
20-4		2520-741-1963	G740-7411963	WO-118183			7411963	GEAR, main drive	1	ea
20-4		2520-741-1964	G740-7411964	WO-118184			7411964	GEAR, sliding	1	ea
20-4				RWM-119				HOUSING, power-take-off	1	ea
20-4				WO-640343				KEY, output shaft	1	ea
20-4				RWM-96				KEY, sprocket	2	ea
20-4				WO-118181				PLUG, PIPE, sq-hd, CI, cd- or zn-pltd, 3/8 in. (filler in. cover (1), drain in housing (1))	2	ea
20-4				RWM-88				POWER-TAKE-OFF, w/o KEY, assy	1	ea
20-4				WO-118211				BOLT, mach, hex-hd, S, cd- or zn-pltd, 3/8-16NC-3 x 1	5	ea
20-4				RWM-133				WASHER, lock, ext-teeth, 3/8 in.	5	ea
20-4				WO-118201				POWER-TAKE-OFF, w/KEY, assy	1	ea
20-4, 5	H6	014-3934	H106-0143934				143934	Composed of:		
				RWM-105A				5 BOLT		
				WO-118212				1 KEY		
								1 POWER-TAKE-OFF, assy		
				RWM-170B				5 WASHER		
				WO-801774				SEAL, grease, main drive gear		
20-4		5330-741-1966	G740-7411966	RWM-137			7411966	SEAL, grease, output shaft	1	ea
20-4		5330-741-1940	G740-7411940	WO-118206			7411940	SHAFT, output	1	ea
20-4		2520-741-1967	G740-7411967	RWM-515			7411967	SPACER, bearing, main drive gear	1	ea
20-4		2520-741-1970	G740-7411970	WO-118205			7411970	SPROCKET	2	ea
20-4		2520-741-1971	G740-7411971	RWM-134			7411971	BOLT, set, hex-socket, cone-pt, S, cd- or zn-pltd, 1/4-20-NC x 3/8	2	ea
20-4	H1	019-2452	H101-0192452	WO-118203			192452	2002.5 - POWER-TAKE-OFF CONTROLS		
20-4		2520-741-1974	G740-7411974	RWM-116			7411974	BALL, poppet (shifter shaft)	1	ea
20-4		2520-737-5153	G740-7375153	WO-118198			7375153	BOOT, shift lever, outer	1	ea
20-4				RWM-132				BRACKET, latch	1	ea
				WO-118200						
				RWM-123						
				WO-640627						
				WO-801848						
				WO-804765						

(1) ILLUSTRATION NO.	(2) REFER- ENCE SYMBOLS	(3) FEDERAL STOCK NO.	(4) ORDNANCE STOCK NO.	(5) MFR'S PART NO.	(6) ORDNANCE PART NO.	(7) DESCRIPTION	(8) QUANTITY INCOR- PORATED IN UNIT	(9) UNIT OF ISSUE
20-4		2520-741-1975	G740-7411975	RWM-128 WO-640624	7411975	GROUP 20—WINCH AND POWER-TAKE-OFF—Continued	1	ea
20-4				RWM-129 SP-920D WO-640623		2002.5—POWER-TAKE-OFF CONTROLS—Continued	4	ea
20-4				RWM-128 WO-A971	7696491	COVER, LEVER, SHIFT, grease retainer.	1	ea
20-4		2520-741-1976	G740-7411976	WO-804764	7411976	SCREW, ext-teeth-lock washer, rd-hd, S, No. 10	1	ea
20-4			G740-8329889	WO-804611	8329889	·32NF-2 x 3/8	1	ea
20-4				WO-804765		KNOB, shift lever.	1	ea
20-4	HI	5305-016-1901	H101-0161901		7411976	LATCH, winch power-take-off	1	ea
20-4		2520-741-1977	G740-7411977		7411980	LATCH, winch power-take-off, assy	1	ea
20-4		5315-741-1980	G740-7411980	RWM-121 WO-640659	7411977	Composed of:	4	ea
20-4		5315-741-1979	G740-7411979	WO-804041	161901	1 BRACKET	1	ea
20-4				RWM-118	7411977	1 LATCH	1	ea
20-4		011-7877	H101-0117877	WO-640629		1 PIN	1	ea
20-4						SCREW, tapping, thread forming, recess, pan-hd, gimlet-pt, sh-met-thd, S, cd- or zn-pltd, No. 10 x 3/8	1	ea
20-4				RWM-130 SP-31P10 WO-640626		LEVER, shift.	1	ea
20-4		5330-741-1981	G740-7411981	RWM-127	7411977	PIN, latch, winch power-take-off	1	ea
20-4		2510-736-1994	G503-7361994	WO-640625	7411980	PIN, shift lever (shifter shaft end) (superseded by PIN 137486)	1	ea
20-4		2520-741-1982	G740-7411982	WO-646073	187486	PIN, straight, plain finish 3/8 x 1/2 (supersedes PIN 7411979)	1	ea
20-4				RWM-124	117877	PIN, straight, headless, pivot, shift lever	1	ea
20-4				WO-640619		PLATE, shift lever	1	ea
20-4				SP-6510X WO-640617		RETAINER, grease, shift lever	1	ea
20-4						SEAL, shift lever	1	ea
20-4						SHAFT, shifter (peened)	1	ea
20-4						SHAFT, shifter w/YOKE, assy (peened)	1	ea
						Composed of:		
					137486	1 PIN		
					7411982	1 SHAFT		
					7411973	1 YOKE		

20-4	5340-741-1983	G740-7411983	RWM-122 WO-640628	7411983	7411983	SPRING, poppet (shifter shaft)	1	ea
	2520-741-1973	G740-7411973	RWM-120 WO-640618	7411973	7411973	YOKE, sliding gear (peened)	1	ea
15-1	2510-737-2818	G740-7372818	WO-801386	7372818	7372818	BAR, bumper (front) (superseded by BAR 8331831)	1	ea
		G758-8331831	WO-808969	8331831	8331831	BAR, bumper (front) (supersedes BAR 7372818)	1	ea
		H101-0271193		2711193	2711193	NUT, hex, lt, ext-teeth lock washer, S, cd- or zn-pltd, $\frac{3}{8}$ -24NF-2B	6	ea
18-4	012-0758	H001-5421241	WO-800078	120758	120758	SCREW, cap, hex-hd, S, cd- or zn-pltd, $\frac{3}{8}$ -24NF-3 x $\frac{7}{8}$	6	ea
	2510-737-2819	G740-7372819		7372819	7372819	BUMPERETTE, rear	2	ea
	012-0371	H001-4167681		120371	120371	NUT, hex, lt, s-fin, S, cd- or zn-pltd, $\frac{1}{2}$ -20NF-2	4	ea
	012-3605	H101-0123605		123605	123605	SCREW, cap, hex-hd, S, cd- or zn-pltd, $\frac{1}{2}$ -20NF-3 x 1	4	ea
	5310-012-0384	H001-7025801		120384	120384	WASHER, lock, med, S, cd- or zn-pltd, $\frac{1}{2}$ in.	4	ea
	6220-737-2820	G740-7372820	WO-800390	7372820	7372820	GUARD, blackout driving light, w/SUPPORT (welded)	1	ea
	018-7993	H101-0187993		187993	187993	BOLT, ext-teeth lock washer, hex-hd, S, cd- or zn-pltd, $\frac{5}{16}$ -18NC-2 x $\frac{3}{4}$	1	ea
	042-3560	H101-0423560		423560	423560	BOLT, INTEGRAL LOCK WASHER, ext-teeth lock washer, hex-hd, S, cd- or zn-pltd, $\frac{5}{16}$ -18NC-2 x $\frac{1}{2}$	2	ea
05-1	5305-737-2886	G740-7372886	WO-680450	8329975	8329975	GUARD, radiator w/DEFLECTORS, HINGES, and HOOD LINER, assy (used on vehicles through serial No. 60406)	6	ea
18-1		G758-8329975	WO-673463	7372886	7372886	SCREW, int-teeth lock washer, hex-hd, S, cd- or zn-pltd, $\frac{5}{16}$ -18NC x $\frac{7}{8}$	1	ea
05-1		H101-0442830	WO-684569	442830	442830	GUARD, radiator, w/DEFLECTORS, HINGES, and HOOD LINER, assy (used on vehicles after serial No. 60406)	1	ea
05-1		H1001-5423121		124139	124139	NUT, hex, "Huglock," alloy-S, cd- or zn-pltd, $\frac{1}{16}$ -20NF	1	ea
05-1			WO-683574			SCREW, cap, hex-hd, S, cd- or zn-pltd, $\frac{1}{16}$ -20NF-3 x $2\frac{1}{4}$	1	ea
05-1			WO-683576			SPACER, S, cd- or zn-pltd, $\frac{3}{4}$ OD, 1.120 lg.	1	ea
05-1			WO-683575			WASHER, flat, ru, $2\frac{1}{2}$ ID, 2.000 OD, 0.560 thk	2	ea
						WASHER, flat, S, cd- or zn-pltd, $1\frac{1}{2}$ ID, 2.000 OD, 0.120 thk	1	ea
05-1	5310-012-0395	H001-7043771		120395	120395	WASHER, flat, S, cd- or zn-pltd, $1\frac{1}{2}$ ID, $\frac{5}{8}$ OD, 0.065 thk	1	ea
			WO-680409	8677600	8677600	GUARD, radiator, w/RETAINERS and NUTS, assy (use through vehicles serial No. 60406)	1	ea
			WO-684570			GUARD, radiator, w/RETAINERS and NUTS, assy (use after vehicles serial No. 60406)	1	ea

(1) ILLUSTRATION NO.	(2) REFERENCE SYMBOLS	(3) FEDERAL STOCK NO.	(4) ORDNANCE STOCK NO.	(5) MFR'S PART NO.	(6) ORDNANCE PART NO.	(7) DESCRIPTION	(8) QUANTITY INCORPORATED IN UNIT	(9) UNIT OF ISSUE
						GROUP 21—BUMPERS AND GUARDS—Continued		
						2101—BUMPERS AND GUARDS—Continued		
				WO-680292 ONB-SN2113 WO-674350 WO-680291	8676969	GUARD, tail light and trailer connection.	1	ea
			G758-8329976		8329976	NUT, weld, S, 1/4-20NC (tail light and trailer connection guard)	5	ea
	H1		H101-0425380		425380	GUARD, tail light and trailer connection, w/weld NUTS (welded)	1	ea
		5340-769-7592	G740-7697592	WO-673621	7697592	BOLT, ini-teeth lock washer, hex-hd, S, cd- or zn-pltd, 1/4-20NC-2 x 3/8 in.	5	ea
		5305-769-7446	G740-7697446	WO-673501	7697446	HINGE, panel, radiator guard (use up to vehicles serial No. 60406)	2	ea
05-1				WO-680420	113454	SCREW, lock washer, hex-hd, S, cd- or zn-pltd, 3/8-16NC x 1	4	ea
05-1	H1			WO-680679 ONB-SN2113 WO-674350 WO-681439	8676969	LINER, hood, radiator guard	1	ea
				WO-681443	8329977	RIVET, split, oval-hd, S, blk-enmid, 3/8 x 1/16, 3/16 hd dia	13	ea
				WO-681444	8329979	NUT, clinch, S, No. 10-24NC (head light mounting rings)	16	ea
					7697550	NUT, SPOTWELD, S, 1/2-20NC (radiator guard)	4	ea
	H1			WO-675141	8329977	PIN, hinge, radiator guard (used through vehicle serial No. 60406)	2	ea
				WO-681039	8677566 451976	PIN, hinge, radiator guard, w/BRACKET, left (welded) (used through vehicle serial No. 60406)	1	ea
				WO-A3549	7697548 120399	PIN, hinge, radiator guard, w/BRACKET, right (welded) (used through vehicle serial No. 60406)	1	ea
				WO-681347	7697550	BOLT, MACHINE, assembled washer, hex-hd, split lock washer, S, cd- or zn-pltd, 3/8-24UNF-2A x 3/8	4	ea
18-6					8677566 451976	PLATE, tapping, two-holes, 3/8-16NC-2 (radiator guard hinge) (used through vehicles serial No. 60406)	2	ea
18-6	H1				451976	RAIL, hand, safety, front passenger seat	1	ea
				WO-A3549	7697548 120399	SCREW, lock washer, hex-hd, S, cd- or zn-pltd, 3/8-16NC-3 x 3/4	2	ea
	H1	2510-769-7548 012-0399	G740-7697548 H001-4139781	WO-681347	7697548 120399	RETAINER, sq-nut, 3/8 in. (radiator guard)	2	ea
				WO-681348	7697548 120399	NUT, mach screw, sq, S, cd- or zn-pltd, 3/8-18NC-2	2	ea
					7697548 120399	RETAINER, tapping plate, radiator guard hinge, left (used through vehicles serial No. 60406)	1	ea
					7697548 120399	RETAINER, tapping plate, radiator guard hinge, right (used through vehicles serial No. 60406)	1	ea



KEY ITEM	PART NO	KEY ITEM	PART NO
A-NUT	7058265	T-SCREW	TRI-1900
B-ARM	500810	U-SCREW	TRI-1900-1P
C-DRIVER	7372262	V-TEE	7089460
D-HANDLE ASSY	TRI-309-1A	W-TUBE	8677266
E-PIN	TRI-87483	X-VALVE	3329996
F-PLATE	TRI-82812-41	Y-SCREW	163600
G-HOUSING	TRI-86520-1	Z-TUBE	8677565
H-VALVE	TRI-2631-1	AA-CLIP	WO-673622
J-YOKE	A327340	BB-GASKET	TRI-F1140
K-KICKER	TRI-2618-17	CC-GASKET	TRI-8894-3
L-COVER	TRI-8896-1	DD-SPRING	A327341
M-TUBE	WO-674651	EE-RETAINER	5327338
N-PADDLE ASSY	TRI-887350-1	FF-WASHER	A327342
O-GASKET	TRI-8735-2	GG-SPACER	TRI-1893
P-COVER	TRI-84521-3	HH-SCREW	TRI-1727-28
R-TUBE	WO-677153	JJ-BLADE	500813
S-SCREW	TRI-1863-8		

NOTE: ALL PARTS LISTED ARE IN GROUP 2207

RA-PD-367162

Figure 22-1. Windshield wiper motor and related parts—exploded view

(1) ILLUSTRATION NO.	(2) REFER- ENCE SYMBOLS	(3) FEDERAL STOCK NO.	(4) ORDNANCE STOCK NO.	(5) MFR'S PART NO.	(6) ORDNANCE PART NO.	(7) DESCRIPTION	(8) QUANTITY INCOR- PORATED IN UNIT	(9) UNIT OF ISSUE
						GROUP 22—MISCELLANEOUS ACCESSORIES		
						2201—CANVAS ITEMS, BOWS, AND CURTAINS		
	H1	012-8417	H001-3057051	WO-684980	128417	BOARD, stabilizer (front to right rear top bow) (M170)	1	ea
	H1	012-0376	H001-4167541		120376	BOLT, SQUARE NECK, step, S, cd- or zn-pltd, $\frac{5}{16}$ -18NC-2 x $\frac{7}{8}$	4	ea
	H1	5310-044-6363	H101-0446363		446363	NUT, PLAIN, HEXAGON, lt, s-fin, S, cd- or zn-pltd $\frac{5}{16}$ -18NC-2	4	ea
						WASHER, FLAT, S, cd- or zn-pltd, $\frac{3}{8}$ ID, $\frac{7}{8}$ OD, 0.083 thk	4	ea
18-5		2510-737-2889	G740-7372889	WO-685716	7372889	BOARD, stabilizer (windshield to front top bow) (M170)	1	ea
18-5				WO-673803		BOW, top, assy (includes front and rear) (M38A1)	1	ea
18-5				WO-683000		BOW, top, center (M170)	1	ea
				WO-684996		BOW, top, center front (welded) (M170)	1	ea
				WO-684988		BOW, top center rear (welded) (M170)	1	ea
	H1	2510-737-2890	G740-7372890	WO-673791	7372890	BOW, top, front, assy (M38A1)	1	ea
	H1	010-4099	H001-0924222		104099	RIVET, b-hd, S, $\frac{5}{8}$ x 1	2	ea
		5310-050-2246	H101-0502246		502246	WASHER, flat, S, cd- or zn-pltd, $\frac{1}{8}$ ID, 1 OD, 0.094 thk	2	ea
		2510-737-2891	G740-7372891	WO-673794	7372891	BOW, top, rear (welded) (includes top bow PIVOT) (M38A1)	1	ea
18-5				WO-683023		BOW, top side front, left (welded) (M170)	1	ea
18-5				WO-683024		BOW, top side front, right (welded) (M170)	1	ea
18-5				WO-683003		BOW, top side rear, left (welded) (M170)	1	ea
18-5				WO-685000		BOW, top side rear, right (complete) (welded) (M170)	1	ea
	H1		H101-0451975		451975	SCREW, lock washer, sltd-hex-hd, S, cd- or zn-pltd, $\frac{5}{16}$ -18NC-3 x $\frac{3}{4}$	2	ea
	H1	5310-012-0393	H001-7043711		120393	WASHER, FLAT, S, cd- or zn-pltd, $\frac{1}{8}$ ID, $\frac{1}{16}$ OD, 0.065 thk	2	ea
	H2		H002-0585861		585861	BUCKLE, tongueless, web strap, S, cd- or zn-pltd, 1 in. (curtain stowage (10), top strap (11) (M170)	21	ea
	H2		H002-0543496		543496	BUCKLE, web strap, S, cd- or zn-pltd, 1 $\frac{1}{2}$ in. (door stowage strap) (M170)	2	ea
		2540-737-5324	G740-7375324	WO-674622	7375324	CHAIN, w/RING and retaining PIN, assy (top rail) (used on vehicles thru serial No. 88545) (M38A1)	2	ea
						Composed of:		
					42-C-16600	2 CHAIN		
						2 PIN		
						4 RING		

H8		H008-0819985		42-C-16600		4	ea
		G758-8329754		8329754		1	ea
			WO-680320		CHAIN, weldless, safety, S, 0.018 in., compl No. 00 (13 links, 6 in. lg) (thumb screw (2), retaining pin (2)) (used on vehicles through serial No. 83545)		
			WO-685536		COVER, TOP, assy (includes DECK, rear CURTAIN, and STRAPS) (M38A1)		
			WO-680351		COVER, top, assy (includes top DECK) (M170)		
			WO-684278		CURTAIN, door, left, assy (M170)		
			WO-680940		CURTAIN, door, right, assy (M170)		
			WO-685560		CURTAIN, rear, assy (includes LIGHT, STRAPS, and FASTENERS) (M38A1)		
			WO-685555		CURTAIN, side, left, assy (M170)		
			WO-685865		CURTAIN, side, right, assy (M170)		
			WO-684258		DOOR, left, assy (includes TRIM and FRAME complete) (M170)		
			WO-680330		DOOR, right, assy (includes TRIM and FRAME complete) (M170)		
			WO-685537		EXTENSION, top deck header, front, assy		
			WO-685539		EXTENSION, top deck rear, assy (M170)		
			WO-685540		EXTENSION, top deck side, left (M170)		
H2		H102-0426687		426687	EXTENSION, top deck side, right (M170)		
					EYELET, large turn button fastener, br, black, 5/8 in. lg prong (front top bow flat (6), top deck (22)) (M38A1)	30	ea
H2		H102-0426687		426687	EYELET, large turn button fastener br, black, 5/8 in. lg prong (M170)	62	ea
			WO-674176		FLAP, canvas, center bow, top (M38A1)	3	ea
			WO-680333		FLAP, canvas, wind break, deck side, left, assy (M38A1)	1	ea
			WO-680334		FLAP, canvas, wind break, deck side, right, assy (M38A1)	1	ea
			WO-685545		FLAP, deck side wind break, left, assy (M170)	1	ea
			WO-685544		FLAP, deck side wind break, right, assy (M170)	1	ea
			WO-686135		HANDLE, door, w/STUD (welded) (M170)	2	ea
			WO-680503		HINGE, door (M170)	2	ea
			WO-670953		LOOP, footman (auxiliary litter stowage) (M170)	1	ea
H2		H002-8328423		8676953 8328423	LOOP, footman (front center bow (2), front right side bow (1), right side bow (1)) (M170)	4	ea
				163470	SCREW, cross-recess-oval-hd, S, cd- or zn-pltd, No. 10 (0.190)-16 x 5/8	8	ea
			WO-673782		NUT, weld, S, 5/8-16NC (rear top bow socket) (used on vehicles through serial No. 83545) (M38A1)	2	ea
			WO-673158		PANE, clear, flexible vinyl, 0.040 thk, (rear curtain) (M38A1)	1	ea
		G740-7369951		7369951	PIN, retaining, chain, S, 0.091 dia 2 1/2 dev lg (M38A1)	2	ea
			WO-674621		PIVOT, front top bow (M38A1)	2	ea
			WO-673797		PLATE, latch, left (M170)	1	ea
			WO-677417		PLATE, latch, right (M170)	1	ea
			WO-677418		PLATE, rub (M170)	2	ea
			WO-677412		RAIL, top left, assy (M170)	1	ea
			WO 683991		RAIL, top right, assy (M170)	1	ea
			WO-683992				

(1) ILLUSTRATION NO.	(2) REFERENCE SYMBOLS	(3) FEDERAL STOCK NO.	(4) ORDNANCE STOCK NO.	(5) MFR'S PART NO.	(6) ORDNANCE PART NO.	(7) DESCRIPTION	(8) QUANTITY REPORTED IN UNIT	(9) UNIT OF ISSUE
GROUP 22—MISCELLANEOUS ACCESSORIES—Continued								
2201—CANVAS ITEMS, BOWS, AND CURTAINS								
—Continued								
				WO-680437		RAIL, top (welded) (includes BRACKET) (M38A1)	2	ea
				WO-673774		RING, thumb screw chain, S, 0.047 dia, 3 1/8 dev-ig (thumb screw (2), retaining pin (4)) (used on vehicles through serial No. 83545) (M38A1)	8	ea
				WO-685453		ROD, front side curtain, left (M170)	1	ea
				WO-682884		ROD, front side curtain, right (M170)	1	ea
				WO-674789	8677315	SCREW, thumb, MCI, cd- or zn-pltd, 3/8-16NC (used on vehicles through serial No. 83545) (M38A1)	2	ea
		5305-769-7593	G740-7697593	WO-674790	7697593	SCREW, thumb, w/CHAIN and RING, assy (used on vehicles through serial No. 83545) (M38A1)	2	ea
						Composed of:		
					42-C-16600	2 CHAIN		
				WO-673774		4 RING		
				WO-674789	8677315	2 SCREW		
				WO-673777		SOCKET, rear top bow (superseded by SOCKET WO-684239) (M38A1)	2	ea
				WO-684239		SOCKET, rear top bow (supersedes SOCKET WO-673777) (M38A1)	2	ea
				WO-673597	7697440	SCREW, ext-teeth lock washer, hex-hd, S, cd- or zn-pltd, 5/16-18NC-2 x 3/4 in. (superseded by SCREW 425388)	6	ea
		5305-769-7440	G740-7697440			SCREW, int-teeth lock washer, hex-hd, header-pt, S, cd- or zn-pltd, 5/16-18NC-2 x 5/8 (supersedes SCREW 7697440)	6	ea
	H1		H101-0425388		425388			
		2510-737-2398	G740-7372398	WO-673771	7372398	SOCKET, rear top bow w/weld NUT (welded) (used on vehicles through serial No. 83545) (M38A1)	2	ea
				WO-682803		SOCKET, side curtain rod w/door HINGE (welded) (M170)	4	ea
				WO-685910		STRAP, stowage, door (M170)	2	ea
						Composed of:		
					549496	1 BUCKLE		
				WO-685902	549605	1 STRAP		
						1 TIP		
				WO-686145		STRAP, w/BUCKLE, assy (curtain stowage) (M170)	10	ea
						Composed of:		
					585861	1 BUCKLE		
				WO-686146		1 STRAP		

Part No.	Part Description	QTY	Unit
H8	H008-0819985	4	ea
	CHAIN, weldless, safety, S, 0.018 in., coml No. 00 (13 links, 6 in. lg) (thumb screw (2), retaining pin (2)) (used on vehicles through serial No. 88545)		
	G758-8829754	1	ea
	8329754		
	COVER, TOP, assy (includes DECK, rear CURTAIN, and STRAPS) (M38A1)		
	WO-680320		
	COVER, top, assy (includes top DECK) (M170)		
	WO-685536		
	CURTAIN, door, left, assy (M170)		
	WO-680351		
	CURTAIN, door, right, assy (M170)		
	WO-684278		
	CURTAIN, rear, assy (includes LIGHT, STRAPS, and FASTENERS) (M38A1)		
	WO-680940		
	CURTAIN, side, left, assy (M170)		
	WO-685560		
	CURTAIN, side, right, assy (M170)		
	WO-685555		
	DOOR, left, assy (includes TRIM and FRAME complete) (M170)		
	WO-685865		
	DOOR, right, assy (includes TRIM and FRAME complete) (M170)		
	WO-684258		
	EXTENSION, top deck header, front, assy		
	WO-680330		
	EXTENSION, top deck rear, assy (M170)		
	WO-685537		
	EXTENSION, top deck side, left (M170)		
	WO-685539		
	EXTENSION, top deck side, right (M170)		
	WO-685540		
H2	H102-0426687	30	ea
	426687		
	EYELET, large turn button fastener, br, black, 5/8 in. lg prong (front top bow flat (6), top deck (2)) (M38A1)		
H2	H102-0426687	62	ea
	426687		
	EYELET, large turn button fastener br, black, 5/8 in. lg prong (M170)		
	WO-674176		
	FLAP, canvas, center bow, top (M38A1)		
	WO-680333		
	FLAP, canvas, wind break, deck side, left, assy (M38A1)		
	WO-680334		
	FLAP, canvas, wind break, deck side, right, assy (M38A1)		
	WO-685545		
	FLAP, deck side wind break, left, assy (M170)		
	WO-685544		
	FLAP, deck side wind break, right, assy (M170)		
	WO-686135		
	HANDLE, door, w/STUD (welded) (M170)		
	WO-680503		
	WO-670953		
	8676953		
	HINGE, door (M170)		
	8328423		
	LOOP, footman (auxiliary litter stowage) (M170)		
	8676953		
	LOOP, footman (front center bow (2), front right side bow (1), right side bow (1)) (M170)		
	8328423		
	SCREW, cross-recess-oval-hd, S, cd- or zn-pltd, No. 10 (0.190)-16 x 5/8		
	163470		
	NUT, weld, S, 3/8-16NC (rear top bow socket) (used on vehicles through serial No. 88545) (M38A1)		
	WO-673782		
	PANE, clear, flexible vinyl, 0.040 thk, (rear curtain) (M38A1)		
	WO-673158		
	7369951		
	PIN, retaining, chain, S, 0.091 dia 2 1/8 dev lg (M38A1)		
	WO-674621		
	PIVOT, front top bow (M38A1)		
	WO-673797		
	7948525		
	PLATE, latch, left (M170)		
	WO-677417		
	PLATE, latch, right (M170)		
	WO-677418		
	PLATE, rub (M170)		
	WO-677412		
	RAIL, top left, assy (M170)		
	WO-683991		
	RAIL, top right, assy (M170)		
	WO-683992		
	2510-736-9951		
	G740-7369951		
	2510-734-8325		
	G740-7348525		

(1) ILLUSTRATION NO.	(2) REFER- ENCE SYMBOLS	(3) FEDERAL STOCK NO.	(4) ORDNANCE STOCK NO.	(5) MFR'S PART NO.	(6) ORDNANCE PART NO.	(7) DESCRIPTION	(8) QUANTITY INCOR- PORATED IN UNIT	(9) UNIT OF ISSUE
GROUP 22—MISCELLANEOUS ACCESSORIES—Continued								
2201—CANVAS ITEMS, BOWS, AND CURTAINS								
—Continued								
				WO-680437 WO-678774		RAIL, top (welded) (includes BRACKET) (M38A1) RING, thumb screw chain, S, 0.047 dia, 3 3/8 dev-ig (thumb screw (2), retaining pin (4)) (used on vehicles through serial No. 83545) (M38A1)	2 8	ea ea
				WO-685453 WO-682884 WO-674789	8677315	ROD, front side curtain, left (M170) ROD, front side curtain, right (M170) SCREW, thumb, MCI, cd- or zn-pltd, 3/8-16NC (used on vehicles through serial No. 83545) (M38A1)	1 1 2	ea ea ea
		5305-769-7593	G740-7697593	WO-674790	7697593	SCREW, thumb, w/CHAIN and RING, assy (used on vehicles through serial No. 83545) (M38A1)	2	ea
				WO-673774 WO-674789 WO-673777	42-C-16600 8677315	Composed of: 2 CHAIN 4 RING 2 SCREW SOCKET, rear top bow (superseded by SOCKET WO-684239) (M38A1)	2	ea
				WO-684239 WO-673597	7697440	SOCKET, rear top bow (supersedes SOCKET WO- 673777) (M38A1) SCREW, ext-teeth lock washer, hex-hd, S, cd- or zn- pltd, 3/8-18NC-2 x 3/4 in. (superseded by SCREW 425388)	2 6	ea ea
	H1	5305-769-7440	G740-7697440		425388	SCREW, int-teeth lock washer, hex-hd, header-pt, S, cd- or zn-pltd, 3/8-18NC-2 x 3/8 (supersedes SCREW 7697440)	6	ea
		2510-737-2898	G740-7372898	WO-673771 WO-682803 WO-685910	7372898	SOCKET, rear top bow w/weld NUT (welded) (used on vehicles through serial No. 83545) (M38A1) SOCKET, side curtain rod w/door HINGE (welded) (M170) STRAP, stowage, door (M170)	2 4 2	ea ea ea
				WO-685902 WO-686145 WO-686146	543496 549605 585861	Composed of: 1 BUCKLE 1 STRAP 1 TIP STRAP, w/BUCKLE, assy (curtain stowage) (M170) Composed of: 1 BUCKLE 1 STRAP	10	ea

H2				WO-686143			STRAP, w/end TIP, assy (curtain stowage) (M170)	10	ea
	5340-769-7594	G740-7697594		WO-686144 WO-A2602 WO-671968			Composed of: 1 STRAP 1 TIP STRAP, w/BUCKLE, assy (top strap)	11	ea
				WO-671979 WO-A2602 WO-685902			Composed of: 1 BUCKLE 1 STRAP 1 TIP	2	ea
				WO-686146 WO-686144			STRAP, web, 1 1/2 in. wd (111 in. approx dev lg) (door stowage) (M170)	10	ea
				WO-671979 UC-78318-K352 WO-668596			STRAP, web, 1 in. wd (21 1/2 in. dev-ig) (top strap)	11	ea
				UC-78317 WO-663595 WO-680686 WO-680769			STUD, large turn button fastener, dbfle, br, black, eyelet base (top hold-down: (6), top deck side reinforcement (16, front top bow flap (6)) (M38A1)	28	ea
H2		H002-7697417					STUD, large turn button fastener, dble, br, black eyelet base (M170)	42	ea
							STUD, large turn button fastener, sgle, br, black, eyelet base (top deck)	2	ea
							STUD, single turn button (door curtain to body) (M170)	8	ea
							NUT, hex, ext-teeth lock washer, S, cd- or zn-pltd, No. 10-32NC	8	ea
H2		H002-0549605					TIP, end, web strap, S, 1 1/2 in. (door stowage strap) (M170)	2	ea
	5325-769-7418	G740-7697418		N&J-1 WO-A2602 UC-78502 WO-663597			TIP, strap end, S, 1 in. (top strap (11) curtain stowage (10)) (M170)	21	ea
							WASHER, curtain, large turn buckle fastener eyelet, bezel, br, black 0.240 ID, wd 0.510, 0.780 lg (top hold-down (6), top deck (2), top deck side reinforcement (16), center bow flap (6) (M38A1)	30	ea
							WASHER, curtain, large turn button fastener eyelet, bezel, br, black 0.240 ID, 0.510 wd 0.780 lg (M170)	44	ea
H2		H102-0426686					WASHER, large turn button fastener eyelet, br, black (front top bow strap (2), top deck (22), front top bow flap (6)) (M38A1)	30	ea
H2		H102-0426686					WASHER, large turn button fastener eyelet, br, black (M170)	62	ea
							ZIPPER, 33 1/2 in. lg (M170)	1	ea
							ZIPPER, hand opening in left door, 16 in. (superseded by ZIPPER 538442) (M170)	1	ea
H2		H002-0212606					ZIPPER, slide, conventional, non-separating, hv, sgle action, open top, closed bottom, non-locking sgle pull non-rvrs slider, 16 in. (supersedes ZIPPER 7697595) (M170)	1	ea

(1) ILLUSTRATION NO.	(2) REFERENCE SYMBOLS	(3) FEDERAL STOCK NO.	(4) ORDNANCE STOCK NO.	(5) MFR'S PART NO.	(6) ORDNANCE PART NO.	(7) DESCRIPTION	(8) QUANTITY INCORPORATED IN UNIT	(9) UNIT OF ISSUE
						GROUP 22—MISCELLANEOUS ACCESSORIES—Continued		
						2202—MIRRORS, REFLECTORS, AND WINDSHIELD WIPERS		
	H2	2540-054-7250	H002-0547250		547250	ARM, adjustable, outside rear view mirror, assy (8 to 11 in.)	1	ea
				WO-118189		Composed of:		
				WO-118140		1 ARM		
				WO-118141		1 ARM		
				WO-A11862		1 CLAMP		
				WO-118142		1 NUT		
				WO-118189		1 SCREW		
	H1	012-0647	H001-5421261		120647	ARM, extension, mirror (adjustable)	1	ea
	H1	012-0369	H001-4167601		120369	ARM, extension, mirror (fixed)	1	ea
						BOLT, MACHINE, cap, hex-hd, S, cd- or zn-pltd, $\frac{3}{8}$ -24NF-8 x 1	1	ea
						NUT, PLAIN, HEXAGON, lt, s-fin, S, cd- or zn-pltd, $\frac{3}{8}$ -24NF-2	1	ea
				WO-118146		WASHER, fiber, $\frac{3}{8}$ ID, $\frac{1}{2}$ thk	2	ea
	H1	5310-012-0381	H001-7023741		120381	WASHER, lock, lt, S, cd- or zn-pltd, $\frac{3}{8}$ in.	1	ea
22-1	H17	5310-012-0381	H017-0500810		500810	ARM, windshield wiper, adjustable, $7\frac{1}{2}$ to 12 in.	2	ea
22-1			G509-7058965	TRI-75072 WO-675569	7058965	NUT, PLAIN, CAP, blind, S, No. 10-32NF-2 (windshield wiper arm to shaft)	2	ea
22-1	H17		H017-0500813		500813	BLADE, windshield wiper, 9 in. lg	2	ea
		2540-737-5190	G740-7375190	WO-118143	7375190	BRACKET, mounting, rear view mirror	2	ea
		5325-737-1195	G503-7371195	WO-347002	7371195	BUSHING, ru, split, $\frac{1}{16}$ ID (windshield wiper tube hole in instrument panel) (used on vehicles through serial No. 74272)	1	ea
				WO-118141		CLAMP, collar, S, 0.771 ID, $\frac{1}{16}$ OD (rear view mirror extension arm)	1	ea
				WO-A11862		NUT, jam, hex, thin, S, $\frac{1}{4}$ -28NF	1	ea
				WO-118142		SCREW, set, sq-hd, cup-pt, S, $\frac{1}{4}$ -28NF x $\frac{1}{2}$	1	ea
				WO-118149		CLAMP, pivot, rear view mirror	1	ea
	H1	012-0677	H001-5421341		120677	BOLT, MACHINE, cap, hex-hd, S, cd- or zn-pltd, $\frac{3}{8}$ -24NF-3 x $1\frac{1}{2}$	1	ea
	H1	022-6831	H001-4027541		225831	NUT, PLAIN, HEXAGON, reg, s-fin, S, cd- or zn-pltd, $\frac{3}{8}$ -24NF-2	1	ea
	H1	5310-012-0381	H001-7023741	WO-118146	120381	WASHER, fibre, $\frac{3}{8}$ ID, $\frac{1}{2}$ thk	2	ea
						WASHER, lock, lt, S, cd- or zn-pltd, $\frac{3}{8}$ in.	1	ea

22-1				WO-673622				CLIP, closed, S, zn-pltd, 1/4 OD tube, hole for No. 10 screw (windshield wiper hose)	5	ea
22-1	H1					163600		SCREW, tapping, cross-recess-pan-hd, conical pilot-pt, sh-met-hd, S, cd- or zn-pltd, No. 10 (0.186) x 1/2	5	ea
03-8		350-5667	G184-5229645	WO-633948		5229645		CLIP, closed, S, 1/4 OD tube, hole for 3/8 screw (vacuum pump to tee tube)	1	ea
	H1		H101-9409110			9409110		BOLT, assembled washer, hex-hd, split lock washer, S, cd- or zn-pltd, 3/8-16UNC-2A x 5/8	1	ea
	H2		H002-8329624			8329624		CLIP, S, type, S, phos-ctd, 5/16 in. (vacuum pump to tee tube)	3	ea
22-1				TRI-86521-3				COVER, top (windshield wiper motor)	1	ea
				WO-118553						
22-1				TRI-1900				SCREW, sp, br or S, No. 6-32NC x 3/8	2	ea
				WO-118556						
22-1				TRI-1900-1R				SCREW, sp, br or S, No. 6-32NC x 1/2	4	ea
				WO-118555						
22-1				TRI-8896-1				COVER, valve (windshield wiper motor)	1	ea
				WO-119999						
22-1				TRI-1863-8				SCREW, mach, rd-hd, S, No. 4-40NC x 1/4	2	ea
				WO-120000						
22-1		2540-737-2262	G160-7372262	TRI-79016-4		7372262		DRIVER, knurled, windshield wiper arm	2	ea
				WO-A12863						
22-1				TRI-F1140				GASKET PACKING, "O" ring, class A material (low flexibility) 0.048 thk, 0.250 ID (windshield wiper motor)	1	ea
				WO-118552						
22-1				TRI-8735-2				GASKET, top cover (ru) (windshield wiper motor)	1	ea
				WO-120001						
22-1				TRI-8894-3				GASKET, valve cover (ru) (windshield wiper motor)	1	ea
				WO-120109						
		5325-700-0997	G518-7000997	WO-800802		7000997		GROMMET, ru, split, 1 3/8 ID (windshield wiper tube hole in dash panel)	1	ea
				WO-808774						
22-1				TRI-809-14				GROMMET, ru, split, 7/8 ID (windshield wiper tube hole in instrument panel) (used on vehicles after serial No. 74272)	1	ea
				WO-118558						
22-1				TRI-87453				HANDLE, w/KNOB, assy (windshield wiper motor)	1	ea
				WO-120002						
22-1				TRI-86520-1				PIN, sp, dowel, ribbed, S, 0.105 x 1/2	1	ea
				WO-118550						
22-1				TRI-2618-17				HOUSING, windshield wiper motor	1	ea
				WO-120108						
03-8			G753-8332076	WO-807845		8332076		KICKER, valve (windshield wiper motor)	1	ea
						142432		LINE, tee to windshield wiper, assy	1	ea
						44-T-5080-		Composed of:		
						15		1 NUT		
								1 TUBE (3 3/8 in.)		

(1) ILLUSTRATION NO.	(2) REFER- ENCE SYMBOLS	(3) FEDERAL STOCK NO.	(4) ORDNANCE STOCK NO.	(5) MFR'S PART NO.	(6) ORDNANCE PART NO.	(7) DESCRIPTION	(8) QUANTITY INCOR- PORATED IN UNIT	(9) UNIT OF ISSUE
03-8			G758-8330238	WO-807846	8330238	GROUP 22—MISCELLANEOUS ACCESSORIES—Continued 2202—MIRRORS, REFLECTORS, AND WINDSHIELD WIPERS—Continued LINE, vacuum pump to tee, assy Composed of: 2 NUT 1 TUBE (2 1/8 in.)	1	ea
18-6	H17 H1	2540-054-7202	H017-0547202 H101-0454789		142432 44-T-5080- 15 547202 454789	MIRROR, rear view, w/ARM, assy SCREW, assembled washer, cross-recess-pan-hd, int- teeth lock washer, header-pt, S, cd. or zn-pltd, 1/4-20UNC-2A x 1/2	1 4	ea ea
18-1, 6; 22-1	H17 H1	2540-737-5189	G740-7375189 H017-0500844 H101-0454788	WO-A11860 WO-A11862 WO-A11861 TRI-63527 WO-681080	7375189 500844 454788	MIRROR, rear view, w/ball pivot STUD, assy NUT, hex, S, 1/4-28NF WASHER, lock, 1/4 in. MOTOR, wiper, windshield, assy (superseded by MOTOR, 500844) MOTOR, vacuum, windshield wiper, assy (supersedes MOTOR 7375189) SCREW, assembled washer, cross-recess-pan-hd, int- teeth lock washer, header-pt, S, cd. or zn-pltd, No. 10 (0.190)-32NF-2A x 7/8	1 1 1 1 1 1 4	ea ea ea ea ea ea ea
22-1				WO-A11862 TRI-P87350-1J WO-120003 TRI-82812-41 WO-118566 TRI-1727-28 WO-118567		NUT, hex, S, 1/4-28NF (rear view mirror extension arm) PADDLE, w/SHAFT, assy (windshield wiper motor)	1 1	ea ea
22-1						PLATE, w/BEARING (windshield wiper motor)	1	ea
22-1						SCREW, mach, flat-hd, br or S, No. 10-32NF-2 x 7/8	2	ea
18-4	H17 H1		H017-0506101 H101-0191985		506101 191985	REFLECTOR, ruby, 4 1/2 in dia SCREW, int-teeth-lock washer, cross-recess-pan-hd, S, cd. or zn-pltd, 1/4-20UNC-2 x 1/2 (used on vehicles through serial No. 55467)	4 6	ea ea
22-1		5880-582-7338	G502-5827338	TRI-2630-3 WO-118559 WO-118142 WO-118148	5327338	RETAINER, valve (windshield wiper motor)	1	ea
						SCREW, sq-hd, S, cup-pt, 1/4-28NF x 1/2 (rear view mirror extension arm)	1	ea
						SPACER, S, 3/8 ID, 5/8 OD, 1 1/8 lg (rear view mirror pivot clamp)	1	ea

22-1				TRI-1895 WO-118570				SPACER, windshield wiper motor, plate to housing	2	ea
22-1	5340-385-4198	G758-8329997 G502-0389787	WO-680787 TRI-2620	8329997 A827841				SPACER, windshield wiper motor to windshield. SPRING, windshield wiper motor	4 1	ea ea
22-1	2540-709-9460	G503-7099460	WO-118561 TRI-79513 WO-678623	7099460				TEE, hose, Y-pattern, 1/4 in. (windshield wiper)	1	ea
08-8	H6		WO-678719	178910				TEE, flared tube, inverted, 1/4 tube, 1/8 female pipe side (distributor vent tube)	1	ea
22-1			WO-677149	8677266				TUBE, ru, compounded, heavy wall, 1/8 ID, wall thk 3/8, 1 1/4 lg (windshield wiper vacuum line to tee (1), tee to center windshield wiper center tube (1)) (use TUBING 83-T-233)	2	ea
22-1			WO-674651					TUBE, ru, compounded, heavy wall, 1/8 ID, wall thk 3/8, 8 lg (tee to left windshield wiper) (use TUBING 33-T-233)	1	ea
			WO-677150					TUBE, ru, compounded, heavy wall, 1/8 ID, wall thk 3/8, 9 1/2 lg (windshield wiper center tube to right wiper) (use TUBING 33-T-233)	1	ea
			WO-680768					TUBE, ru, compounded, heavy wall, 1/8 ID, wall thk 3/8, 55 lg (windshield wiper, under hood to shutoff valve) (use TUBING 33-T-233)	1	ea
22-1			WO-677153					TUBE, S, seamless, pltd, 1/4 OD, 0.030 thk of wall, dev-1g 25 3/8 (windshield wiper, center) (use TUBING 44-T-5080-15)	1	ea
22-1			WO-681026	8677565				TUBE, S, seamless, pltd, 1/4 OD, 0.030 thk of wall, dev-1g 22 1/2 (upper corner, windshield wiper) (use TUBING 44-T-5080-15)	1	ea
	H4	H004-0121600		120871				CLAMP, open, cable, conduit or pipe, S or MI, cd- or zn-pltd, 1/8 pipe size, hole for 3/16 bolt	1	ea
	H11	H101-0454783		454783				SCREW, assembled washer, cross-recess, pan-hd, int-teeth lock washer, header-pt, S, cd- or zn-pltd, No. 10 (0.190)-24NC-2A x 1/2	1	ea
	H7	H007-0218065		44-T-5080-15				TUBING, cop, seamless, soft annealed, size 1/4, 0.250 OD, 0.035 thk of wall	1	ft
	H7	H007-0878000		33-T-233				TUBING, ru, compounded, heavy wall, 1/8 ID, 3/8 wall thk	1	ft
18-6; 22-1		G758-8329996 H101-0454783	TRI-87555 WO-680750	8329996 454783				VALVE, shutoff, windshield wiper	1	ea
	H1							SCREW, assembled washer, cross-recess, pan-hd, int-teeth lock washer, header-pt, S, cd- or zn-pltd, No. 10 (0.190)-24NC-2A x 1/2	2	ea

(1) ILLUSTRATION NO.	(2) REFERENCE SYMBOLS	(3) FEDERAL STOCK NO.	(4) ORDNANCE STOCK NO.	(5) MFR'S PART NO.	(6) ORDNANCE PART NO.	(7) DESCRIPTION	(8) QUANTITY INCORPORATED IN UNIT	(9) UNIT OF ISSUE
GROUP 22 - MISCELLANEOUS ACCESSORIES - Continued								
2202 - MIRRORS, REFLECTORS, AND WINDSHIELD WIPERS - Continued								
22-1				TRI-2631-1 WO-118558		VALVE, slide valve (windshield wiper motor)	1	ea
22-1		5330-385-4165	G502-0180653	TRI-8741-3 WO-118557	A327342	WASHER, felt, 0.189 ID, $\frac{3}{8}$ OD, $\frac{1}{8}$ thk (windshield wiper motor)	1	ea
22-1		2520-385-4216	G502-0482430	TRI-2617 WO-118560	A327340	YOE, valve kicker (windshield wiper motor)	1	ea
2208.1 - SPEEDOMETER								
		6680-740-9702	G744-7409702	AC-1581449 SW-G418041	7409702	CASING, shaft, assy	1	ea
		6680-832-7565	G744-7355830	WO-805130 AC-1581351	7355830	CORE, shaft, assy	1	ea
		5330-753-9639	G742-7539689	SW-G418049 WO-119212	7539689	GASKET, ru, flex shaft, $1\frac{1}{2}$ ID, $\frac{1}{4}$ OD, $\frac{1}{16}$ thk	1	ea
		5330-753-9688	G742-7539688	AC-1568220 WO-118444	7539688	GASKET, ru, $\frac{1}{4}$ ID, $\frac{5}{8}$ OD, $\frac{3}{8}$ thk	1	ea
08-2; 12-3			G758-8328480	SW-418045 WO-118443	8328480	GEAR, driven, w/integral SHAFT (15T)	1	ea
		5325-734-6945	G740-7346945	WO-806718	7346945	GROMMET, split, ru, $\frac{3}{4}$ ID (shaft in dash)	1	ea
		6680-832-7566	G744-7339881	AC-1581436 SW-446125 WO-805129	7339881	SHAFT, flexible, assy (includes CASING and CORE)	1	ea
	H4		H004-0827736		120527	CLIP, closed, S, $\frac{3}{8}$, No. 10 screw hole (speedometer shaft to frame side member)	1	ea
	H1	5310-012-0361	H001-4135661		120361	NUT, mach screw, hex, S, cd- or zn-pltd, No. 10 (0.190)-24NC-2	1	ea
	H1		H101-0454782		454782	SCREW, assembled washer, cross-recess-pan-pd, int-teeth lock washer, header-pt, S, cd- or zn-pltd, No. 10 (0.190)-24NC-2A x $\frac{5}{8}$	1	ea
08-2; 12-3			G758-8323481	SP-55-454-3 SP-18-454-3 WO-806719	8323481	SLEEVE, driven gear	1	ea

ALPHABETICAL INDEX

This index does not include standardized hardware, attaching, or associated parts which are indented under the primary item and which are not otherwise listed in their own alphabetical order in the supply manual. Such parts are readily found by referring to the item which requires their use. To find the attaching parts for the starter switch, for example, locate the "SWITCH, starter" in this index and refer to referenced subgroup (0603), where the indented attaching parts for the switch (SCREW and WASHER), will be found.

ITEM	SUBGROUP	ITEM	SUBGROUP
ABSORBER, shock	1604.1	BANDS	
ACID, storage battery	0612	Clamp, air cleaner	0304.1
ADAPTERS		Worm, winch brake	2001.1
Air vent, fuel pump	0302.1	BARS	
Horn switch	0611	Bumper	2101
Power-take-off	2002.1	Stabilizer	1605
Transmission main shaft bearing.....	0702.3	Tie, brake master cylinder.....	1204.1
AMMETER, instrument panel	0607	Tie, universal joint	0900
ANTI-RATTLE, hand brake pawl rod.....	1201	BASES	
ANTI-SQUEAK		Distributor	0604.1
Fender to body side panel.....	1701	Generator regulator	0602
Fuel tank	0306	Starter	0603
APRON, splash, fender.....	1701	BATTERY	0612
ARMATURES		BEARINGS	
Generator	{0601.1	Ball,	
	}0601.3	Commutator end	0601.1
Generator regulator	0602	Drive end, generator	0601.1
Starter	0603	Power-take-off	2002.1
ARMS		Transfer case (output clutch shaft).....	0802.5
Distributor	0604.1	Transmission main drive gear	0702.1
Generator brush	0601.1	Winch	2001.3
Pitman steering gear	1401	Winch worm shaft	2001.1
Rear view mirror	2202	Brake pedal shaft bracket	1206
Rocker, engine	0105.2	Bushing type,	
Rocker, fuel pump	0302.1	Front and rear spring bracket.....	1501
Spreader, litter rack	1812	Front spring shackle	1601.1
Windshield wiper	2202	Pilot, output clutch gear shaft.....	0802.7
AXLES		Rocker arm pin	0302.1
Carburetor float lever	0301	Speedometer drive gear	0802.7
Front	1000	Steering gear	1401
Rear	1100	Steering knuckle, front axle.....	1004
BACKS, driver's and passenger seat.....	1806	Pilot transfer output clutch gear shaft	0802.7
BAFFLE, transmission input shaft oil.....	0702.1	Camshaft	0105.3
BALLS		Clutch winch housing	2001.1
Check, carburetor	0301	Connecting rod	0104.2
Detent, shifter shaft	0804	Drum, winch shaft	2001.1
Fulcrum, transmission gear shift lever.....	0704	Engine oil pump	0106.1
Poppet, gear shifter shaft.....	0704	Generator	{0601.1
Steering control	1401		}0601.3
Universal joint	1006	Main, engine crankshaft	0102.2
		Pilot, engine clutch	0201
		Pin, fuel pump rocker arm	0302.1
		Rear spring	1601.3
		Release, clutch	0202
		Roller, journal, transfer countershaft	0802.3
		Starter	0603
		Steering control	1401.1
		Transmission idler gear	0702.5

ALPHABETICAL INDEX—Continued

ITEM	SUBGROUP	ITEM	SUBGROUP
BEARINGS—Continued		BOLTS—Continued	
Universal joint	0900	Oil filter support bracket	0106.2
Water pump	0504	Rear axle bumper	1601.3
Winch worm gear housing	2001.1	Rear spring	1601.3
BELLCRANK, steering gear	1401	Set, power-take-off	2002.1
BELT, drive, fan and generator	0505	Transfer case support	0800
BLADES		BOOTS	
Engine	0505	Brake master cylinder	1204.1
Starter switch	0603	Brake wheel cylinder	1204.3
Windshield wiper	2202	Gear shift lever	1805
BLOCKS		Power-take-off shift lever	2002.5
Adjusting, accelerator throttle rod	0312	BOSS, tool box weld flanged	1808
Brush and commutator, flood light extension cable shaft	0609.2	BOW, top	2201
Cylinder	0101	BOX, glove, side and bottom	1808
Differential drive shaft	1102	BRACES	
BOARDS, stabilizer	2201	Adjusting, generator belt tension	{0601.1 0601.3
BODIES		Fender	1701
Air cleaner	0304.1	Hanger winch bearing	2001.3
Blackout head light	0609.1	Seat back frame	1806
Carburetor	0301	BRACKETS	
Carburetor choke valve	0301	Accelerator bellcrank	0312
Carburetor throttle valve	0301	Battery box support	0612
Engine oil pump	0106.1	Battery catch clamp	0612
Fuel pump section	0302.1	Body	
Fuel pump vacuum section	0302.1	Hold-down	1805
Hand brake	1201	Hold-down outer and tail light	1804
Head light beam indicator light	0607	Tie-down	1501
Instrument cluster light	0607	Brake	
Metering valve, vent, crankcase	0304.5	Line	1204.5
Oil filter	0106.2	Line tee	1204.5
Spare gas can bracket	1808	Pedal	1206
Tail light	0609.1	Pedal spring	1501
Truck	1800	Carburetor choke tube	0301
Water pump	0504	Catch, hood to windshield	1804
BOLTS		Circuit closure, auxiliary light	0609.2
Adjusting, generator brace to front engine plate	{0601.1 0601.3	Circuit closure, ignition switch	0607
Battery terminal	0612	Clutch pressure plate	0201
Body mounting	1801	Connector, circuit closure cap	0609.2
Brake master cylinder	1204.1	Crankcase oil line clip	0106.6
Connecting rod cap	0104.2	Distributor	0604.1
Cylinder head	0101	Door hinge	1804
Fender brace	1701	End, generator	0601.1
Front axle bumper	1601.1	Engine	
Front axle steering knuckle	1004	Clutch control tube stud	0202
Front brake backing plate	1202	Lifting	0100.1
Front spring	1601.1	Oil filter	0106.2
Generator	{0601.1 0601.3	Support	1501
Hand brake drum	1201	Front and rear spring pivot	1501
Hood catch	1703	Front and rear spring shackle	1501
Hood catch "U"	1703	Front brake hose	1501
Locking, piston pin	0104.1	Fuel line clip	1501
		Gas tank support	1805
		Generator regulator	0602
		Ground cable	1501

ALPHABETICAL INDEX—Continued

ITEM	SUBGROUP	ITEM	SUBGROUP
BRACKETS—Continued		BRUSHES	
Ground connector	0613.1	Auxiliary lights	0609.2
Guide, tool box lid catch	1808	Generator	{0601.1
Hand brake	1201	Starter	}0601.3
Hanger, battery box	0612		0603
Hinge, litter rack	1812	BUCKLES	
Hold-down, body	1804	Spare gas can strap	1808
Hood catch	1703	Strap	1808
Hood hinge	1804	Tongueless,	
Horn	0611	Curtain stowage	2201
Instrument panel	0607	Top hold-down strap	2201
Litter stowage	1804	Windshield hold-down strap	1804
Locking and pivot, seat frame	1806	BUMPERETTE, rear	
Mounting,			2001
Auxiliary light	0609.2	BUMPERS	
Engine	0100.2	Axle	{1601.1
Exhaust pipe extension	0401	Windshield to hood	}1601.3
Machine gun	1501		1804
Rear view mirror	2202	BUSHINGS	
Speedometer	0607	Blackout marker light connector cable	0609.1
Muffler support clamp	0401	Connector, wiring harness	0613.1
Pintle lifting	1503	Distributor base	0604.1
Polarizing, electrical connector	0617	Drum, winch shaft	2001.1
Power-take-off winch latch	2002.5	Gear housing winch cover	2001.1
Radiator guard support	1501	Generator brush plate	0601.3
Rear seat pivot	1804	Harness, generator (in dash, split type)	0613.1
Receptacle cover	0613.1	Horn switch	0611
Retainer and pivot, lifter rack	1812	Insulating, generator regulator	0602
Rocker arm shaft	0105.2	Insulating, starter	0603
Seat retaining	1806	Shock absorber	1604.1
Shock absorber	1501	Stabilizer link	1605
Shovel stowage	1808	Steering column jacket	1401
Spare gasoline can	1808	Terminal	
Spare wheel	1504	Head lamp beam indicator light	0607
Stabilizer mounting bar	1605	Instrument cluster harness	0607
Stay cable, engine	0100.2	Instrument light	0607
Steering bellcrank support	1501	Trailer coupling	0617
Stowage, top bow, front	1808	Worm gear, winch housing	2001.1
Stowage, top bow, rear	1808	CABLES	
Support,		Automotive, low tension	{0612
Crankcase ventilator oil filler pipe	0106.5		}0613.1
Hood	1703	Auxiliary lights	0609.2
Side rail, top to windshield	1804	Battery	0612
Stabilizer board	1804	Clutch control lever	0202
Winch frame	2001.1	Distributor breaker lever to coil	0604.1
Tail light and trailer connection to		Extension, blackout driving light	0609.1
body side panel	1804	Fuel gage	0613.1
Tie rod, air deflector and radiator guard	0502	Generator connecting	0601.3
Vent dual control support	0304.5	Hand brake control	1201
Windshield to hood bumper	1804	Head light	0609.1
BRAKES		Horn switch	0611
Hand	1201	Receptacle	0617
Service	1202	Spark plug	0605
BREAKER, circuit, generator regulator		Stay, engine	0100.2
	0602	Winch, w/hook	2001.1

ALPHABETICAL INDEX—Continued

ITEM	SUBGROUP	ITEM	SUBGROUP
CAGE, front axle universal joint	1006	CHECK, carburetor fuel intake	0301
CAM, distributor	0604.1	CHOKER, generator regulator	0602
CAMSHAFT	0105.3	CLAMPS	
CAPACITORS		Air cleaner	0304.1
Distributor	0604.1	Cable to dash	0612
Generator armature circuit	0601.3	Carburetor choke control conduit	0301
Generator regulator	0602	Clip, brake line	1204.5
CAPS		Engine oil filter body	0106.2
Air cleaner	0304.1	Hand brake conduit	1201
Bearing, front axle differential	1002	Hose	
Bearing, rear axle differential	1102	Air cleaner	0304.1
Closed end winch bearing	2001.1	Clutch release mechanism	0202
Crankshaft main bearing	0102.2	Cylinder head	0503
Distributor	0604.1	Gear shift lever boot	1805
Dust, universal joint sleeve yoke	0900	Radiator	0503
Filler, brake master cylinder	1204.1	Mounting, gages	0607
Fuel pump diaphragm return spring	0302.1	Mounting, steering gear	1401
Fuel tank filler	0306	Pivot, rear mirror	2202
Hanger, winch bearing	2001.3	Precleaner to air cleaner	0304.5
Horn button	0611	Rear view mirror arm extension	2202
Hub	1311	Steering	
Radiator	0501	Column	1401
Rotation, exhaust valve	0105.1	Gear jacket support	1401
Spark plug cable	0605	Tie rod end	1401
Steering knuckle	1004	CLASP, battery catch clamp release	0612
Transfer case rear output shaft	0802.7	CLEANER, air	0304.1
Transfer output shaft front bearing	0802.5	CLIPS	
Transmission gear shift lever housing	0704	Battery cable	0612
Valve, tire	1313	Brake	
Worm shaft winch bearing	2001.1	Line	1204.5
CARBURETOR	0301	Tube	1204.5
CARRIER, engine clutch release bearing	0202	Tubing	1204.5
CASES		Chassis wiring	0613.1
Differential	{1002	Clutch pressure spring	0202
Generator regulator	0602	Distributor	0604.1
Hanger, winch bearing	2001.3	Fuel line	0306
Transfer	0801	Fuel pump primer lever	0302.1
Transmission	0701	Fuel tank	0306
CASING, speedometer shaft	2208.1	Generator	0601.3
CATCHES		Instrument panel	0607
Hood	1703	Oil line to cylinder head	0106.6
Hood to windshield	1804	Pintle, snap lifting	1503
Tool box lid	1808	Radiator to guard	1501
Windshield clamp	1804	Retaining, hanging support	1812
CHAINS		Seat cushion spring	1806
Frame snap clip	1503	Spring leaf	{1601.1
Fuel tank cap	0306	1601.3	
Roller, power-take-off	2002.1	Spring, spreader arm	1812
Seat hinge pivot	1806	Vacuum pump (to tee tube)	2202
Top rail w/ring and retaining pin	2201	Valve spring cover	0105.1
Top side rail	1812	Vent system, underwater (closed)	0304.5
		Windshield wiper hose	2202
		CLUSTER, instrument	0607

ALPHABETICAL INDEX—Continued

ITEM	SUBGROUP	ITEM	SUBGROUP
CLUTCHES		CORES	
Starter	0603	Speedometer flexible shaft	2208.1
Winch	2001.1	Valve, tire	1313
COCKS		COUNTERSHAFTS	
Drain	0101	Transfer	0802.2
Drain, radiator	0501	Transmission	0702.5
Fuel shut-off	0306	COUPLING, transfer case air vent line	0804.5
COILS		COVERS	
Distributor	0604.1	Axle housing	1001
Ignition	0605	Brake master cylinder	1204.1
COIL SET, generator	0601.3	Clutch pressure plate	0201
COLLARS		Clutch winch housing	2001.1
Distributor	0604.1	Crash pad, driver's seat frame	1806
Generator spacing	0601.3	Distributor and coil	0604.1
COLLECTOR, oil, transmission countershaft gear	0702.5	Engine oil filter	0106.2
CONDUITS		Engine oil pump body	0106.1
Choke control	0312	Floor pan	1805
Spark plug cable	0605	Floor pan drain hole	1805
Throttle control	0312	Flywheel housing	0103
Underwater vent system	0304.5	Fuel pump pulsator diaphragm	0302.1
CONES		Fuel pump vacuum section	0302.1
King pin bearing	1004	Generator regulator	0602
Tapered		Grease retaining, steering tie rod end	1401
Axle differential	1102	Hood	1703
Front axle differential	1002	Housing, power-take-off	2002.1
Hub roller bearing	1311	Inspection, floor, master brake cylinder	1805
Transfer case (output shaft bearing)	0802.7	Instrument panel and high beam light	0607
CONNECTORS		Main drive gear bearing	0701
Auxiliary lights	0609.2	Plate, trailer receptacle	1812
Ball check (underwater vent system)	0304.5	Rear axle housing	1101
Cable		Receptacle	0613.1
Blackout marker light	0609.1	Rocker arm	0105.2
Horn switch	0611	Shift lever grease retainer	2002.5
Trailer coupling	0617	Steering gear housing	1401
Wiring harness	0613.1	Terminal, auxiliary lights	0609.2
Flared tube distributor	0604.1	Timing gear	0105.5
Flared tube inverted, sending unit	0610	Top	2201
Generator regulator	0602	Trailer coupling receptacle	0617
Head light beam indicator light	0607	Transfer case bottom	0801
Instrument cluster harness	0607	Transmission gear shift lever	0704
Oil line	0106.6	Transmission main drive gear bearing	0704
Spark plug cable	0605	Valve spring	0105.1
Starter	0603	Windshield wiper motor top	2202
Terminal, wiring harness	0613.1	Windshield wiper motor valve	2202
Vent tube to manifold tee	0106.5	Worm gear housing	2001.1
CONTACT		CRANKSHAFT	0102.1
Blackout tail and stop light cable	0609.1	CROSSMEMBER	
Generator regulator circuit breaker	0602	Frame	1501
CONTROLS		Rear engine support	1501
Choke	0312	CUPS	
Dual vent system	0304.5	Air cleaner	0304.1
Throttle	0312	Ball, steering gear	1401
		Brake master cylinder	1204.1
		Brake wheel cylinder	1204.3
		Clutch pressure spring	0202

ALPHABETICAL INDEX—Continued

ITEM	SUBGROUP	ITEM	SUBGROUP
CUPS—Continued		DRUMS	
Differential, rear axle	1102	Brake	1311
Front axle differential	1002	Hand brake	1201
Fuel tank	1E04	Winch	2001.1
King pin bearing	1004	Winch worm brake	2001.1
Retainer, brake shoe hold-down spring	1202	ECCENTRIC, adjusting, brake shoe	
Retainer, glove box door lock	1808	1202	
Retaining, transfer case support insulator	{0800	ELBOWS	
	{1501	Carburetor vent	0306
Tapered, transfer output shaft bearing	0802.7	Distributor, vent tube to tee	0304.5
Tapered wheel hub bearing	1311	Flared, tube	{0306
CURTAINS			{1105.5
Door and side	2201	Fuel section	0306
Rear	2201	Generator box	0601.1
CUSHIONS		Generator terminal receptacle	0601.3
Body mounting	1801	Oil line to cylinder block	0106.6
Engine support	0100.2	Pipe, engine oil pressure unit	0610
Generator regulator mounting bracket	0602	Pipe, fuel system	0306
Seat	1806	Rear axle vent plug	1105.5
Wheelhouse	1812	Rocker arm cover	0105.2
CYLINDERS		Vacuum section	0306
Brake master	1204.1	Vent body to nipple	0106.5
Brake wheel	1204.3	Vent line	0304.5
DECALS		Vent valve to vacuum tube tee	0304.5
Locating, bell housing drain plug	2210	ELEMENTS	
Warning, battery box cover	2210	Air cleaner	0304.1
DEFLECTOR, air, radiator		Engine oil filter	0106.2
0502		Fuel filter	0309
DIAPHRAGMS		END, steering tie rods	1401
Carburetor metering rod	0301	ENGINE	0100.2
Carburetor pump	0301	EXPANDER, piston ring	0104.1
Fuel pump		EXTENSIONS	
Fuel section	0302.1	Body outrigger	1501
Pulsator	0302.1	Exhaust pipe	0401
Vacuum section	0302.1	Frame cross member	1501
DIFFERENTIALS		Reel light	0609.2
Front axle	1002	Top deck header	2201
Rear axle	1102	EYELET, top bow	2201
DISK		FACING, clutch	0201
Horn switch	0611	FAN, engine	0505
Pressure plate	0201	FASTENERS	
DISTRIBUTOR		Curtain	2201
0604.1		Head light cable	0609.1
DOORS		Instrument panel	0607
Blackout		Oil line to cylinder head	0106.6
Head light	0609.1	Wiring harness	0613.1
Marker light	0609.1	FENDER	1701
Tail and stop light	0609.1	FERRULE, spark plug cable	0605
Tail lamp	0609.1	FILLERS	
Body	2201	Fender brace	1701
Glove box	1808	Windshield center bar	1804
Service head light	0609.1	Windshield glass weatherstrip	1804
DRIVER, windshield wiper arm			
2202			

ALPHABETICAL INDEX—Continued

ITEM	SUBGROUP	ITEM	SUBGROUP
FILTERS		GAGES	
Blackout tail light door	0609.1	Fuel	0607
Blackout tail light lens	0609.1	Oil lever, engine	0106.6
Engine oil	0106.2	Oil pressure	0607
Fuel	0309	Water temperature	0607
Generator regulator	0602		
FITTINGS		GASKETS	
Brake master cylinder	1204.1	Air cleaner	0304.1
Drag link	1401	Air cleaner cap	0304.1
Engine oil timing gear	0106.6	Air cleaner element to upper body	0304.1
Grease, winch hanger bearing	2001.3	Axle housing cover	1101
Lubricating		Axle shaft grease retainer	1311
	{1401	Bell housing to rear engine plate	0103
Ball check valve	1601.1	Blackout	
	1601.3	Marker light door	0609.1
Propeller shaft and universal joints		Tail light door filter	0609.1
hydraulic type	0900	Tail light door lens	0609.1
Rear axle housing	1105.5	Brake line tee	1204.5
Rear wheel bearing	1104.1	Brake master cylinder	1204.1
Steering drag link bellcrank		Carburetor	
hydraulic type	1401	Body throttle valve	0301
Steering tie rods hydraulic type	1401	Choke valve body to float body	0301
Vertical roller guide pin	2001.1	Float needle valve seat	0301
Transfer case (shift lever pivot pin)	0804	Fuel inlet strainer nut	0301
		Pump passage plug	0301
		Cover, axle housing	1001
FLANGES		Crankcase ventilator to valve spring cover ..	0106.5
Companion, transfer case output shaft	0802.7	Cylinder block to rear engine plate	0103
Drive, front axle shaft	1006	Cylinder head	0101
Steering knuckle	1004	Differential bevel pinion oil seal	{1002
			1102
		Distributor	0604.1
FLAPS		Engine	
Canvas, deck side	2201	Exhaust manifold	0108
Canvas top	2201	Oil filter cover	0106.2
		Oil filter cover bolt	0106.2
FLOAT, carburetor	0301	Oil filter head	0106.2
		Oil pan	0106.6
FLYWHEEL	0103	Oil pan drain plug	0106.6
		Oil pump	0106.1
FORKS		Oil pump body cover	0106.1
Clutch release	0202	Oil pump spring retainer	0106.1
Shifter, transfer case output clutch gear	0804	Oil strainer support	0106.6
Shifter, transfer case output shaft		Rear end plate	0103
sliding gear	0804	Exhaust pipe flange	0401
Transmission first speed and reverse		Exhaust pipe to extension and	
gear shifter	0704	extension to muffler flange	0401
Transmission second and third speed		Flange, drive, axle shaft	1006
gear shifter	0704	Floor drain hole cover	1805
		Flywheel housing clutch linkage	
FRAMES		inspection cover	0103
Battery hold-down	0612	Fuel	
Chassis	1501	Filter cover plate	0309
Generator	{0601.1	Level sending unit	0610
	0601.3	Pump fuel section valve	0302.1
Seat	1806	Pump oil priming lever pin	0302.1
Starter	0603	Pump to cylinder block	0302.1
Winch	2001.1	Pump vacuum section cover	0302.1
Windshield	1804		
FULCRUM, clutch release lever	0202		

ALPHABETICAL INDEX—Continued

ITEM	SUBGROUP	ITEM	SUBGROUP
GASKETS—Continued		GEARS—Continued	
Fuel—Continued		Ring, flywheel	0103
Pump vacuum section cover screw	0302.1	Sliding, power-take-off	2002.1
Pump vacuum section valve	0302.1	Sliding, transfer case output shaft	0802.7
Tank air vent	0309	Speedometer driven	2208.1
Tank cap	0306	Steering	1401
Generator	{0601.1	Transfer case output shaft	0802.7
	}0601.3	Transfer countershaft	0802.3
Generator regulator	0602	Transmission countershaft	0702.5
Housing, gear, power-take-off	2002.1	Transmission main shaft	0702.3
Instrument and high beam indicator lights....	0607	Transmission reverse idler	0702.5
Oil pump	0106.1	Winch worm	2001.1
Output shaft, transfer case	0802.5	GENERATOR	{0601.1
Radiator filler cap	0501		}0601.3
Rear brake grease slinger	1202	GLASS, windshield	1804
Rocker arm cover	0105.2	GROMMETS	
Service head light door	0609.1	Cable, horn switch	0611
Spark plug	0605	Cable through dash	0612
Speedometer shaft	2208.1	Chassis	0613.1
Starter	0603	Choke and throttle controls through dash.....	0312
Steering gear horn switch	0611	Circuit closure cap	0607
Steering gear housing	1401	Connector	
Steering knuckle oil seal	1004	Auxiliary lights	0609.2
Tail light door	0609.1	Instrument cluster harness	0607
Thermostat housing	0503	Waterproof electric	0617
Timing gear cover	0105.5	Engine oil filter element	0106.2
Timing gear front plate	0105.5	Fuel tank filler neck	0306
Top cover, windshield wiper motor	2202	Hand brake cable through dash	1201
Transfer case cover	0801	Harness, light switch	0613.1
Transfer case output shaft, bearing cap		Light	0609.1
oil seal, rear	0802.7	Speedometer flexible shaft	2208.1
Transfer to transmission	0800	Transfer gear shift lever	1805
Transmission	0702.5	Windshield wiper tube	2202
Transmission case	0701	Seat back	1806
Transmission control housing bolt	0704	GUARDS	
Transmission gear shift lever housing	0704	Blackout driving light	2101
Transmission retainer bearing	0702.1	Brake flexible hydraulic line	1204.5
Valve cover, windshield wiper motor	2202	Radiator	2101
Valve spring cover	0105.1	Tail light and trailer connection	2101
Water pump to cylinder block	0504	GUIDES	
Winch bearing cap	2001.1	Axle shaft	1006
Windshield	1804	Valve stem	0105.1
Windshield wiper motor	2202	HANDLES	
Worm gear housing cover	2001.1	Auxiliary light	0609.2
GEARS		Door	2201
Differential	{1002	Hand brake cable	1201
	}1102	Receptacle cover	0613.1
Differential, bevel side	1102	Windshield wiper motor	2202
Drive, generator oil slinger	0601.1	HANGERS	
Drive, speedometer, transfer case	0802.7	Litter rack	1812
Driven, camshaft	0105.5	Winch	2001.3
Driven, engine oil pump	0106.1	HARNESSES	
Drum shaft drive, winch	2001.1	Instrument panel	0607
Front axle output shaft clutch	0802.5	Wiring, light switch	0613.1
Helical, transfer output shaft	0802.7	Wiring, voltage regulator	0613.1
Input shaft drive	0802.1		
Main drive, power-take-off	2002.1		

ALPHABETICAL INDEX—Continued

ITEM	SUBGROUP	ITEM	SUBGROUP
HEADS		HOUSINGS—Continued	
Engine cylinder	0101	Transmission gear shift lever	0704
Engine oil filter	0106.2	Winch clutch	2001.1
Generator end	{0601.1	Winch worm gear	2001.1
	{0601.3	Windshield wiper motor	2202
Starter commutator end	0603		
HINGES		HUBS	
Accelerator pedal	0312	Transmission second and high speed	
Door	2201	synchronizer	0702.3
Glove box	1804	Wheel	1311
Half, female, lid, tool box	1808	Winch worm gear	2001.1
Half, male, body, tool box	1808		
Hood	{1703	IMPELLER, water pump	0504
	{1804		
Litter rack	1812	INSERTS	
Radiator guard panel	2101	Brake shoe guide	1204.3
Tail gate	1803.1	Litter rack support	1812
Windshield	1804		
HOLDERS		INSULATION	
Brush, auxiliary light	0609.2	Battery	0612
Distributor breaker plate	0604.1	Hand brake	1201
Generator brush	0601.3		
HOOD	1703	INSULATORS	
HOOKS		Carburetor throttle valve flange to	
Auxiliary light	0609.2	manifold	0301
Engine lifting	0100.1	Generator	0601.3
Plasma container	1812	Generator regulator	0602
Tail gate	1803.1	Generator regulator harness	0613.1
Winch cable	2001.1	Hand brake cable	1201
		Spark plug cable	0605
HORN	0611	Starter	0603
		Starter switch	0603
HOSES		Transfer case support	0800
Air intake pipe to oil filler tube	0304.1	JACKET, steering gear	1401
Carburetor to air cleaner pipe	0304.1		
Carburetor housing pipe to oil filler tube.....	0304.1	JETS	
Flexible, brake line	1204.5	Carburetor body	0301
Radiator, upper	0503	Carburetor metering rod	0301
Radiator water outlet	0503	Fitting, oil, timing gear	0106.6
Rocker arm cover to oil filler tube.....	0304.1		
Underwater vent system	0304.5	JOINT, universal winch	2001.3
HOUSINGS		JOURNAL, universal joint	0900
Axle	{1001		
	{1101	KEYS	
Blackout marker light	0609.1	Axle shaft, rear	1104.1
Carburetor metering rod diaphragm	0301	Clutch shifting lever, winch	2001.5
Carburetor pump diaphragm	0301	Drive shaft, winch	2001.3
Flywheel	0103	Hanger bearing shaft, winch	2001.3
Head light	0609.1	Generator	{0601.1
Power-take-off	2002.1		{0601.3
Starter	0603	Lower shaft, power-take-off	2002.1
Steering gear	1401	Sprocket, power-take-off	2002.1
Tail light	0609.1	Winch	2001.1
Thermostat	0503	Worm brake, winch drum	2001.1
		Worm gear, winch	2001.1
		KICKER, valve, windshield wiper motor	2202

ALPHABETICAL INDEX—Continued

ITEM	SUBGROUP	ITEM	SUBGROUP
KNOBS		LINES	
Choke control	0312	Brake	1204.5
Shift lever, power-take-off control	2002.5	Carburetor to fuel pump	0306
Throttle control	0312	Crankcase to cylinder head	0106.6
Transfer gear shift lever	0804	Flexible, engine oil filter	0106.6
Transmission gear shift lever	0704	Flexible, fuel line to fuel pump	0306
KNUCKLE, steering	1004	Fuel, elbow to tee	0306
LAMPS		Fuel tank to elbow	0306
Auxiliary lights	0609.2	Fuel, tee to shut-off valve	0306
Instrument panel	0607	Fuel, valve to fuel pump hose	0306
Unit, sealed beam	0609.1	Oil sending unit	0106.6
LATCHES		Vacuum pump to tee	0306
Towing pintle	1503	Vent system, underwater	0304.5
Winch power-take-off	2002.5	Windshield wiper to tee	2202
LEADS		LINERS	
Distributor, breaker lever to coil	0604.1	Body sill	1501
Engine ground	0615	Radiator guard	2101
Generator connecting brush	0601.3	Windshield to hood bumper	1804
Generator regulator	0602	LININGS	
LEG, seat support	1806	Brake drum	2001.1
LENSES		Brake shoe	1202
Blackout tail light	0609.1	LINKS	
Instrument panel and high beam lights	0607	Connector, accelerator	0312
Tail and stop light, red	0609.1	Fuel pump priming lever	0302.1
LEVERS		Fuel pump rocker arm	0302.1
Accelerator bellcrank	0312	Stabilizer	1605
Engine		Steering drag	1401
Clutch control	0202	Winch cable chain	2001.1
Clutch release pressure spring	0202	LOCKS	
Fuel pump primer	0302.1	Carburetor choke valve to poppet	
Gear shift, transfer	0804	valve plug	0301
Gear shift, transmission	0704	Gear shifter shaft	0804
Hand brake	1201	Glove box door	1808
Ignition switch	0607	Tail gate	1803.1
Shift, power-take-off control	2002.5	Towing pintle	1503
Shifting, winch clutch	2001.5	Valve spring retainer	0105.1
Starter clutch shifting yoke	0603	Windshield	1804
Transfer gear shift	0804	LOOMS	
LIDS		Cable	0613.1
Battery box	0612	Fuel gage cable	0613.1
Case, auxiliary light	0609.2	Fuel tank lines	0306
Stowage compartment	1812	Tube, vent	0304.5
Tool box	1808	LOOP, footman	1703 1804 1808
LIGHTS		MANIFOLD, exhaust	0108
Auxiliary	0609.2	MARKERS	
Blackout marker	0609.1	Circuit	0607
Head, blackout, sealed beam	0609.1	Conduit	0613.1
Head, service	0609.1	Reel lamp cable	0609.2
Head light high beam indicator	0607	MIRROR, rear view	2202
Instrument cluster	0607	MOTOR, windshield wiper	2202
Instrument panel	0607		
Rear curtain	2201		

ALPHABETICAL INDEX—Continued

ITEM	SUBGROUP	ITEM	SUBGROUP
MOUNTING, head light	0609.1	NUTS—Continued	
MUFFLER, exhaust	0401	Weld—Continued	
NECK, radiator filler	0501	Glove box panel	1808
NEEDLE, carburetor needle valve	0301	Hood panel	1703
NIPPLES		Radiator guard	2101
Hose, vent valve hose connection	0304.5	Top bow stowage	1808
Vent valve	0304.5	Windshield wiper arm to shaft	2202
Water pump by-pass	0503	OUTRIGGER, body	1501
NUTS		PACKINGS	
Auxiliary light	0609.2	Commutator end head and pinion housing	0603
Axle shaft	1104.1	Crankshaft bearing cap	0102.2
Battery box and post	0612	Drive end bearing inner retainer	0601.1
Body mounting	1801	"O" Ring	
Body panel	1804	Distributor	0604.1
Bow, top storage bracket, front	1808	Generator	{0601.1
Clinch, head light mounting rings	2101	Generator regulator	0601.3
Connecting rod cap	0104.2	Generator regulator	0602
Cover plate to dash and front panel	1804	Starter	0603
Engine oil filter head mounting	0106.2	Oil, valve spring retainer	0105.1
Fan and generator pulley drive	0102.1	Preformed, drive pinion oil seal	1102
Flared tube	0304.5	PADS	
Frame	1501	Brake pedal	1206
Front axle pinion	1002	Clutch pedal	0202
Front axle steering knuckle bolt	1004	Crash, seat frame	1806
Front hub bearing	1311	Draft, clutch pedal	0202
Generator plate brush	0601.3	Mounting light	0609.1
Generator regulator	0602	Seat	1806
Hood catch "U" bolt	1703	Seat back	1806
Ignition switch	0607	Seat springs	1806
Input shaft drive gear	0802.1	Wheelhouse cushion	1812
Marker, blackout mounting	0609.1	PADDLE, windshield wiper motor	2202
Mirror	2202	PANE, rear curtain	2201
Pitman shaft adjusting screw	1401	PANS	
Power-take-off	2002.1	Floor	1805
Propeller shaft to transfer yoke	0802.5	Oil, engine	0106.6
Propeller shaft yoke	1102	Seat	1806
Retaining	{0613.1	PANELS	
Shovel blade retainer	1808	Battery box	0612
Socket, top bow	2201	Body	1804
Spark plug cable	0605	Body cowl	1804
Spring	{1601.1	Floor	1805
Starter	0603	Instrument	1804
Starter terminal stud	0603	Seat back	1806
Steering bellcrank shaft	1401	Stowage compartment lid	1808
Steering wheel	1401	Tool box, front floor	1808
Strainer, fuel inlet	0301	Wheelhouse	1804
Tail light and trailer connection guard	2101	PAWL	
Transfer case (rear axle output shaft flange)	0802.7	Hand brake ratchet stop	1201
Weld		Ratchet, auxiliary light	0609.2
Body side panel	1804	PEDALS	
Floor pan and dash panel	1805	Accelerator	0312
Front fender	1701	Brake	1206
		Clutch	0202
		Starter switch	0603

ALPHABETICAL INDEX—Continued

ITEM	SUBGROUP	ITEM	SUBGROUP
PILLAR, cowl	1804	PIPES	
PINS		Exhaust	0401
Brake shoe hold-down spring	1202	Oil filter, crankcase ventilator	0106.5
Cable, distributor to spark plug	0605	Underwater vent system air intake	0304.5
Carburetor intake needle spring	0301	PISTONS	
Carburetor metering rod sleeve	0301	Brake master cylinder	1204.1
Clevis, lifting shackle	1503	Brake wheel cylinder	1204.3
Clutch release mechanism clevis	0202	Engine	0104.1
Crankshaft bearing dowel	0102.2	PIVOTS	
Flywheel dowel	0103	Front seat hinge	1806
Front axle universal joint	1006	Top bow	2201
Generator brush plate	0601.3	PLATES	
Hand brake anchor	1201	Auxiliary light	0609.2
Hinge		Backing, front and rear brake	1202
Glove box door	1808	Baffle, blackout tail and stop light	0609.1
Tail gate	1803.1	Camshaft thrust	0105.3
Tool box lid	1808	Carburetor choke valve	0301
King	1004	Carburetor throttle valve	0301
Latch, winch power-take-off	2002.5	Clinch, blackout tail light door lower lens.....	0609.1
Locking		Cover	
Differential pinion shaft	{1002	Dash panel	1804
	}1102	Floor pan	1805
King pin	1004	Power-take-off shift	1805
Litter rack	1812	Trailer receptacle opening	1804
Oil pump driven gear	0106.1	Data, name, caution, instruction, etc.	2210
Oil pump rotor	0106.1	Deep water fording vent valve	2210
Piston	0104.1	Distributor breaker	0604.1
Pivot		Engine, mounting, front	0105.5
Clutch pressure spring release lever	0202	Engine rear	0103
Front passenger seat	1806	Floor, transmission	1805
Generator oil slinger	0601.1	Fuel filter cover	0309
Transfer gear shift lever	0804	Fuel filter upper and lower end	0309
Radiator guard hinge	2010	Fuel pump covering pulsator diaphragm	0302.1
Ratchet, auxiliary light	0609.2	Fuel pump vacuum section	0302.1
Rear axle shaft nut	1104.1	Gas tank unit	1805
Retaining, chain	2201	Generator	{0601.1
Rocker arm, fuel pump	0302.1		}0601.3
Seat frame	1806	Generator regulator	0602
Shift lever, power-take-off, shifter		Ignition switch	0607
shaft end	2202.5	Instrument panel	0607
Swivel, control wire, crankcase		Lock,	
ventilation valve	0304.5	Countershaft	0802.3
Towing pintle hook latch	1503	Differential drive gear	1102
Towing pintle hook lock	1503	Front axle differential	1002
Transmission gear shift fork	0704	Transmission idler shaft and countershaft..	0702.5
Transmission gear shift lever fulcrum ball.....	0704	Motor heater cutout access	1805
Winch guide vertical roller	2001.1	Pressure, clutch	0201
Windshield		Reinforcement, frame	1501
Hinge	1804	Retracting spring clip	0312
Hood catch	1804	Shift lever, power-take-off control	2002.5
Wiper motor handle	2202	Shifting, transmission second and high	
PINIONS		speed synchronizer	0702.3
Differential, front axle	1002	Skid, frame	1501
Differential, rear axle	1102	Socket, blackout tail and stop light	0609.1
PINTLE, towing	1503	Spare wheel	1504

ALPHABETICAL INDEX—Continued

ITEM	SUBGROUP	ITEM	SUBGROUP
PLATES—Continued		PLUGS—Continued	
Spreader arm	1812	Pipe—Continued	
Spring shackle	{1601.1	Fuel tank and lines	0306
	1601.3	Starter	0603
Stabilizer bar	1605	Steering gear housing	1401
Starter	0603	Water pump	0504
Steering column	1805	Power-take-off cover and housing	2002.1
Support, litter rack	1812	Radio cable hole in battery box	0612
Supporting, air deflector	0502	Rocker arm shaft	0105.2
Tapping		Shifter shaft interlock hole	0704
Hood hinge	1804	Spark	0605
Radiator guard hinge	2101	Starter	0603
Rear view mirror	1804	Steering	
Windshield clamp catch	1804	Gear drag link ball seat	1401
Windshield hinge	1804	Gear housing	1401
Toe board	1805	Gear reducer	1401
Tool box lid	1805	Knuckle	1004
Transfer case bolt	1805	Taper, transmission, interlock plunger hole....	0704
Windshield wiper motor	2202	Transfer case pipe	0801
		Transfer case shifter shaft poppet	
PLUGS		ball spring	0804
Air cleaner to dash elbow tube	0304.1	Transmission case filler	0701
Blackout marker light cable hole	0609.1	Universal joint journal	0900
Brake master cylinder	1204.1	Winch gear housing	2001.1
Breather, winch	2001.1		
Carburetor		PLUNGERS	
Choke shaft	0301	Engine oil pump relief	0106.1
Idle passage	0301	Interlock, transmission gear shift rail	0704
Intake needle passage	0301	Poppet, winch	2001.5
Passage	0301		
Pump inlet passage	0301	POINTER, flywheel timing indicator	0103
Strainer passage	0301		
Throttle shaft expansion	0301	POINT SET, distributor	0604.1
Cylinder block	0101		
Dash and instrument panel	1804	POWER PLANT	0100.1
Distributor	0604.1		
Drain		POWER-TAKE-OFF	2002.1
Engine oil pan	0106.6		
Oil, front axle	1001	PRECLEANER, air cleaner	0304.1
Oil, rear axle	1101		
Drive end head	0601.1	PULLEYS	
Driver's seat frame	1806	Auxiliary light	0609.2
Engine oil filter drain	0106.2	Drive, fan and generator	0102.1
Expansion		Driven, fan and water pump	0505
Camshaft	0105.3	Generator	{0601.1
Shift rail hole	0704		0601.3
Steering gear and horn adapter	1401		
Filler, oil, front axle	1001	PUMPS	
Filler, oil, rear axle	1101	Fuel	0302.1
Floor pan	1805	Oil	0106.1
Flywheel housing	0103	Water	0504
Fuel tank drain	0306		
Generator field coil frame inspection	0601.3	RACES	
Generator regulator	0602	Front axle universal joint	1006
Glove box drain	1808	Intermediate bearing	2001.1
Oil pipe generator drive end head	0601.1	Steering column bearing	1401
Pipe		Universal joint	0900
Distributor	0604.1		
		RACKS, litter	1812
		RADIATOR	0501
		RAILS	
		Hand, safety, front passenger	2101
		Top	2201

ALPHABETICAL INDEX—Continued

ITEM	SUBGROUP	ITEM	SUBGROUP
RATCHET, auxiliary light	0609.2	RETAINERS—Continued	
RECEPTACLES		Grease,	
Distributor	0604.1	Clutch housing bearing	2001.1
Generator regulator	0602	Power-take-off shift lever	2002.5
Generator wiring harness	{0601.1	Winch drum	2001.1
	{0601.3	Horn button cap	0611
Trailer coupling	0617	Litter rack	1812
RECTIFIER, generator regulator	0602	Nut	2101
REFLECTORS		Rear,	
Auxiliary light	0609.2	Axle bearing	1104.1
Body	2202	Seat frame spring	1806
REGULATOR, generator	0602	Seat pivot tube	1806
REINFORCEMENTS		Shovel blade	1808
Battery box	0612	Spring shackle grease seal	{1601.1
Body cowl	1804		{1601.3
Body side panel	1804	Stabilizer bar	1605
Brace, fender	1701	Starter	0603
Engine plate	0103	Steering knuckle	1004
Frame	1501	Tapping plate, radiator guard hinge	2101
Frame, towing pintle	1503	Tool box lid ring	1808
Hood catch	1804	Top to windshield frame	1804
Hood panel	1703	Transfer output shaft bearing	0802.5
Hose, water line	0503	Transmission	0702.1
Machine gun support	1501	Transmission gear shift lever housing	0704
Passenger seat safety rail	1804	Valve,	
Rear spring shackle bracket	1501	Metering, vent, crankcase	0304.5
Spare wheel mounting bolt	1804	Spring	0105.1
Towing pintle	1503	Windshield wiper motor	2202
RESISTORS		RINGS	
Generator regulator	0602	Air intake support	0304.5
Instrument cluster	0607	Block, auxiliary light	0609.2
RESTS		Blocking, transmission second and	
Foot, accelerator	0312	high speed synchronizer	0702.3
Wheelhouse seat	1812	Engine oil filter reinforcing	0106.2
RETAINERS		Gear shift lever housing cover	1805
Air cleaner	0304.1	Locking, brake master cylinder	1204.1
Axe blade	1808	Piston	0104.1
Body cowl	1804	Retaining,	
Brake master cylinder	1204.1	Brake lines	1204.5
Clutch auxiliary spring	0202	Distributor	0604.1
Clutch control tube spring	0202	Towing pintle lock pin	1503
Door curtain	1804	Service head light lamp	0609.1
Engine oil pump relief plunger spring	0106.1	Starter retainer and pinion stop	0603
Fender to radiator guard	1701	Steering gear bearing	1401
Front axle universal joint shaft	1006	Snap,	
Fuel pump,		Front axle	1006
Diaphragm return spring	0302.1	Transfer clutch gear shaft bearing	0802.5
Main body oil seal	0302.1	Transfer output shaft thrust washer	0802.5
Vacuum section screen	0302.1	Transmission input shaft bearing	0702.1
Valve fuel section	0302.1	Transmission second and high speed	
Valve vacuum section	0302.1	synchronizer hub	0702.3
Generator	0601.1	Universal joint journal bearing	0900
Glove box door lock	1808	Thumb screw chain	2201
		Timing gear cover packing	0105.5
		Tool box lid	1808
		RING SET, piston	0104.1

ALPHABETICAL INDEX—Continued

ITEM	SUBGROUP	ITEM	SUBGROUP
RISER, front to rear floor	1805	SCREWS—Continued	
RIVETS		Hood hinge	1804
Auxiliary light	0609.2	Instrument panel to rear cowl and cowl pillar	1804
Facing, clutch	0201	Litter rack	1812
Generator	0601.3	Master brake cylinder inspection cover.....	1805
Mounting, data plates	2210	Motor heater cutout plate	1805
Mounting, head and tail light.....	0609.1	Mounting, data plates	2210
RODS		Radiator guard	2101
Accelerator bellcrank link	0312	Radiator guard panel hinge	2101
Carburetor metering	0301	Rear axle differential	1100
Clutch release	0202	Rear top bow socket	2201
Connecting	0104.2	Rear view mirror extension arm	2202
Connector, accelerator	0312	Rear view mirror extension arm clamp.....	2202
Fuel pump push	0302.1	Seat retaining bracket	1806
Hand brake lever	1201	Set, winch	2001.3
Litter rack	1812	Set (winch control)	2001.5
Push, brake master cylinder	1204.1	Set, winch worm brake	2001.5
Push, horn switch.....	0611	Shoulder, marker light	0609.1
Radiator support	0501	Spare wheel support	1504
Side curtain	2201	Starter	0603
Throttle, accelerator	0312	Starter shifting yoke shaft retainer.....	0603
Tie, steering gear	1401	Steering column plate	1805
Valve push	0105.2	Steering knuckle oil seal	1004
ROLLERS		Stowage bracket	1808
Transmission countershaft gear bearing.....	0702.5	Thumb	2201
Universal joint	0900	Toe board plate	1805
Winch, vertical	2001.1	Transfer case bolt plate	1805
ROTORS		Transfer case output shaft, rear.....	0802.7
Distributor	0604.1	Transfer case shifter shaft fork	0804
Engine oil pump	0106.1	Transmission gear shift lever housing.....	0704
SCREEN, fuel pump vacuum section.....	0302.1	Valve rocker arm	0105.2
SCREWS		Valve tappet	0105.2
Adjusting,		Windshield wiper motor plate	2202
Carburetor idle	0301	Windshield wiper motor valve cover	2202
Carburetor throttle lever	0301	SEALS	
Pitman shaft	1401	Accelerator pedal rod	0312
Winch worm brake	2001.1	Body	1800
Auxiliary light	0609.2	Carburetor choke shaft	0301
Crankcase ventilation valve	0304.5	Carburetor throttle shaft dust	0301
Crankshaft bearing cap	0102.2	Carburetor idle adjusting screw	0301
Cylinder head	0101	Clutch release cable	0202
Engine oil filter head mounting.....	0106.2	Distributor	0604.1
Engine oil pump body cover	0106.1	Drive shaft, winch	2001.3
Floor pan cover plate	1805	Dust,	
Floor, transmission plate	1805	Clutch control tube	0202
Front axle,		Steering drag link	1401
Differential	1002	Universal joint bearing	0900
Shaft drive flange	1006	Fuel,	
Steering knuckle	1004	Pump oil priming lever pin	0302.1
Fuel filter cover plate	0309	Pump vacuum section	0302.1
Fuel level gage unit	0610	Tank drain plug	0306
Generator brush lead cable	0601.1	Grease,	
Generator regulator	0602	Axle shaft	1311
Head light focusing	0609.1	Power-take-off main drive shaft	2002.1
		Winch drum shaft	2001.1
		Winch hanger bearing	2001.3

ALPHABETICAL INDEX—Continued

EM	SUBGROUP
SEALS—Continued	
Oil,	
Axle shaft, front	1006
Axle shaft, rear	1104.1
Crankshaft	0102.1
Differential drive pinion, front axle	1002
Differential drive pinion, rear axle	1102
Front axle output shaft	0802.5
Generator drive end head	{0601.1
	{0601.3
Steering gear arm shaft	1401
Steering knuckle	1004
Transfer case gear shift shaft	0804
Transfer case output shaft, rear	0802.7
Transmission retainer	0702.1
Valve spring retainer	0105.1
Wheel hub	1311
"O" ring, starter	0604
Power-take-off shift lever	2002.5
Spring shackle grease	{1601.1
	{1601.3
Steering,	
Bellcrank	1401
Column	1401
Housing	1401
Tube jacket	1401
Water pump	0504
Wheel hub cap	1311
Windshield	1804
SEATS	
Ball, steering drag link	1401
Carburetor needle valve	0301
Driver and passenger	1806
Fuel pump diaphragm spring	0302.1
Spring clip	{1601.1
	{1601.3
Steering column bearing spring	1401
Steering drag link ball seat spring	1401
Tube, brake wheel cylinder	1204.3
SECTOR, hand brake ratchet	1201
SET SCREW, Pitman shaft, steering control....	1401
SHACKLES	
Lifting	1503
Spring	{1601.1
	{1601.3
SHAFTS	
Brake pedal	1206
Carburetor choke	0301
Carburetor throttle valve	0301
Clutch winch shifting yoke	2001.5
Differential, front axle	1002
Differential, rear axle	1102
Distributor	0604.1
Drive, winch	2001.3
Drum, winch	2001.1

ITEM	SUBGROUP
SHAFTS—Continued	
Engine oil pump	0106.1
Front axle	1006
Hanger, winch bearing	2001.3
Input, transmission	0702.1
Main, auxiliary light	0609.2
Output, power-take-off	2002.1
Output, transfer	{0802.5
	{0802.7
Pivot, steering bellcrank	1401
Propeller	0900
Rear axle	1104.1
Rocker arm	0105.2
Shifter,	
First speed and reverse	0704
Power-take-off control	2002.5
Second and third speed.....	0704
Transfer clutch gear fork	0704
Transfer sliding gear fork	0804
Speedometer flexible	2208.1
Starter	0603
Steering arm	1401
Transfer clutch gear	0802.5
Transmission main	0702.3
Transmission reverse idler gear	0702.5
Water pump	0504
SHELLS	
Chassis wiring	0613.1
Connector,	
Auxiliary light	0609.2
Horn switch, male	0611
Instrument panel, panel wiring, lights and gages, female	0607
Trailer coupling female	0617
SHIELDS	
Air cleaner splash	0304.
Auxiliary light	0609.
Brake master cylinder	1204.
Crankshaft pulley	0102.
Dust,	
Differential drive pinion	1002
Differential universal joint end yoke.....	1102
Front axle output shaft yoke.....	0802.
Steering gear drag link cover.....	1401
Transfer companion flange, front	0802.
Transfer companion flange, rear	0802.
Fuel tank	0306
High beam indicator light	0607
Instrument panel light	0607
Splash, frame	1501
SHIMS	
Body mounting	1801
Crankshaft	0102
Engine oil pump plunger spring	0106
Front axle differential bearing	1002

ALPHABETICAL INDEX—Continued

ITEM	SUBGROUP	ITEM	SUBGROUP
SHIMS—Continued		SPACERS—Continued	
King pin bearing	1004	Lifting shackle bracket	1503
Rear axle differential bearing	1102	Litter rack	1812
Rear axle shaft bearing	1104.1	Rear view mirror pivot clamp	2202
Steering gear housing	1401	Snow plow bolt	1501
Transfer output shaft rear bearing cap.....	0802.7	Spare gasoline can bracket	1808
SHOES		Spare wheel support	1504
Brake	1202	Spring clip	{ 1601.1
Hand brake	1201		{ 1601.3
Pole, generator	0601.3	Steering gear	1401
SHROUD, radiator		Transmission countershaft bearing	0702.5
	0502	Transmission main shaft bearing	0702.3
SILL, cross, rear floor pan.....		Windshield wiper motor plate to housing.....	2202
	1805	Windshield wiper motor to windshield	2202
SLEEVES		SPEEDOMETER	
Auxiliary light cables	{ 0609.1		2208.1
	{ 0609.2	SPINDLE, front axle wheel bearing.....	
Carburetor choke valve	0301		1004
Connector cover	0613.1	SPRINGS	
Connector cover light cables	0609.1	Accelerator bellcrank	0312
Generator field lead	0601.1	Accelerator pedal hinge	0312
Spark plug cable	0605	Auxiliary light	0609.2
Speedometer driven gear	2208.1	Blackout sealed beam unit	0609.1
Tail light socket	0609.1	Brake pedal	1206
Tire valve mounting	1313	Brake shoe retracting	1202
Transmission second and high speed		Carburetor,	
synchronizer	0702.3	Choke valve	0301
Wire, trailer	0617	Choke valve shaft	0301
SLINGERS		Idle adjusting screw	0301
Dust, transfer companion flange and		Intake needle	0301
front yoke	0802.5	Metering rod	0301
Grease, rear brake	1202	Pump	0301
Oil,		Catch, hood to windshield	1804
Crankshaft	0102.1	Clutch,	
Differential drive pinion bearing	{ 1002	Auxiliary pressure	0202
	{ 1102	Pedal shank draft pad	0202
Generator drive end head	0601.1	Pressure	0202
SNUBBER, transfer case support insulator.....		Release bearing carrier	0202
	0800	Compression, spark plug cable connector.....	0617
SOCKETS		Connector, trailer socket	0617
Rear top bow	2201	Distributor	0604.1
Side curtain	2201	Drum brake lining	2001.1
Tail light	0609.1	Engine oil filter cover bolt	0106.2
SPACERS		Front	1601.1
Bearing (main drive gear) power-take-off...	2002.1	Fuel pump fuel section diaphragm	0302.1
Camshaft thrust plate	0105.3	Fuel pump rocker arm	0302.1
Clutch, winch	2001.1	Fuel pump vacuum sectional diaphragm.....	0302.1
Crankcase oil filler pipe bracket.....	0106.5	Generator brush	0601.3
Distributor cam	0604.1	Generator regulator	0602
Fan pulley shield	0102.1	Hand brake	1201
Fuel pump rocker arm link	0302.1	Head light mounting unit	0609.1
Fuel pump to cylinder block	0302.1	Instrument cluster	0607
Gear, camshaft	0105.5	Light switch harness	0613.1
Gear, crankshaft	0105.5	Metering valve, vent, crankcase	0304.5
Generator drive end	{ 0601.1	Oil pump relief plunger	0106.1
	{ 0601.3	Poppet, power-take-off control	2002.5
		Rear	1601.3
		Receptacle cover	0613.1

ALPHABETICAL INDEX—Continued

ITEM	SUBGROUP	ITEM	SUBGROUP
SPRINGS—Continued		STRAPS—Continued	
Retaining, water pump bearing	0504	Storage—Continued	
Retracting,		Litter rack	1806
Accelerator pedal	0312	Seat	1808
Clutch pedal	0202	Shovel	1808
Hand brake	1201	Top	1808
Return, brake master cylinder	1204.1	Web, deck to front bow	2201
Return, brake wheel cylinder piston	1204.3	Web, hold-down, top	2201
Rocker arm shaft	0105.2	STRIKER, glove compartment door..... 1804	
Seat	1806	STUDS	
Service head light door gasket.....	0609.1	Auxiliary light	0609.2
Starter	0603	Ball, engine clutch control tube.....	0202
Steering,		Body mounting	1801
Gear bellcrank to bracket dust seal.....	1401	Clutch release fork	0202
Gear drag link ball seat	1401	Eye, air cleaner	0304.3
Jacket upper spring	1401	Instrument cluster mounting plate	0607
Knuckle oil seal	1004	Manifold	0108
Tie rods end studs	1401	Mounting, wiring harness	0607
Tail light socket	0609.1	Rocker arm cover	0105.2
Tension, brake cable	1201	Rocker arm shaft support	0101
Towing pintle latch	1503	Spare wheel	1504
Transfer gear shift lever	0804	Starter switch terminal	0603
Transfer shifter shaft poppet ball.....	0804	Top hold-down	2201
Transmission,		Wheel hub	1311
Gear shift lever support	0704	SUMP, engine oil filter.....	0106.2
Gear shift shaft poppet ball.....	0704	SUPPORTS	
Synchronizer	0702.3	Auxiliary litter	{1806
Valve	0105.1		1808
Winch poppet	2001.4		1812
Windshield wiper motor	2202	Blackout marker light socket	0609.
SPROCKET, power-take-off	2002.1	Engine oil strainer	0106.
STARTER	0603	Engine rear end plate	0103
STOPS		Generator mounting	{0601.
Litter, rack	1812		}0601.
Litter, tail gate	1803.1	Litter, tail gate	1803.
Throttle control wire	0312	Machine gun	1501
Transmission brake	1201	Mounting, voltage regulator	1501
STRAINERS		Muffler and exhaust pipe.....	1808
Body panel to frame	1804	Oil pressure sending unit	0610
Carburetor fuel intake	0301	Radiator guard panel	1501
Carburetor pump	0301	Seal, flywheel housing	0202
Engine oil	0106.6	Spare wheel	1504
Fuel tank filter	0306	Spare wheel well	1808
STRAPS		Starter	0603
Axe	1808	Top bow stabilizer board	1808
Battery box hold-down	0612	SWITCHES	
Fuel tank hold-down	0306	Auxiliary light	0609
Generator regulator ground	0602	Head light dimmer	0608
Hold-down, windshield	1808	Horn	0611
Litter hold-down	1808	Ignition	0607
Lock, differential drive gear	1102	Light	0607
Spare gas can	1808	Starter	0603
Stowage,		Stop light	0608
Curtain	2201	SYNCHRONIZER, transmission second and	
Door	2201	high speed	0702

ALPHABETICAL INDEX—Continued

ITEM	SUBGROUP	ITEM	SUBGRO
TAIL GATE, body	1803.1	UNION, flared tube inverted	0304.5
TANKS		UNITS	
Fuel	0306	Sending	
Supply, brake master cylinder	1204.1	Fuel level	0610
TAPE, insulating	0609.1	Oil pressure	0610
TAPPET, valve	0105.2	Water temperature	0610
TEES		VALVES	
Battery box drain tube	0612	Air, front axle ventilation	1005.5
Brake line	1204.5	Air, rear axle ventilation	1105.5
Flared tube	0306	Bleeder, brake wheel cylinder	1204.3
Vacuum tube to manifold	0106.5	Carburetor needle	0301
Vent tube to reducing elbow	0304.5	Check, brake master cylinder	1204.1
Windshield wiper line	2202	Control	0304.5
TERMINALS		Control, crankcase ventilator	0106.5
Auxiliary light	0609.2	Fuel pump fuel and vacuum section	0302.1
Battery	0612	Fuel tank	0304.5
Chassis wiring	0613.1	Intake and exhaust	0105.1
Distributor	0604.1	Metering, vent, crankcase	0304.5
Generator regulator	0602	Oil pump relief	0106.1
Generator regulator harness	0613.1	Plug, fuel shut-off	0306
Head and tail lights	0609.1	Shut-off	
Horn switch	0611	Crankcase ventilation	0304.5
Instrument cluster panel	0607	Fuel line	0306
Starter switch	0603	Windshield wiper	2208.1
Trailer receptacle	0617	Slide valve, windshield wiper motor	2202
THERMOSTAT, water temperature	0503	VENTS	
THROWER, oil, generator drive end head	0601.1	Air, front axle ventilation	1005.5
TIP, strap end	{1808	Air, rear axle ventilation	1105.5
	}2201	Fuel tank	0304.5
TIRE, pneumatic	1313	VENTILATOR, crankcase	0106.5
TRANSFER	0800	WASHERS	
TRANSMISSION	0700	Accelerator bellcrank lever	0312
TRANSMITTER, sending, fuel level	0610	Air cleaner	0304.1
TRAY, battery box	0612	Auxiliary light	0609.2
TRIM, seat	1806	Bearing, blackout head light	0609.1
TUBES		Body mounting	1800.1
Battery tray drain	0612	Brake master cylinder	1204.1
Carburetor bleeder	0301	Brake pedal shaft	1206
Carburetor low speed jet	0301	Brake pedal shank draft pad	0202
Pneumatic tire	1313	Brake pedal shank drive pad	1206
Steering gear	1401	Camshaft driven gear	0105.5
Steering tie rod	1401	Clutch pedal shaft	0202
Windshield wiper	2202	Crankcase ventilation valve	0304.5
TUBING		Curtain fastener	2201
Air cleaner	0304.1	Cylinder head	0101
Brake line	1204.5	Distributor	0604.1
Engine oil lines	0106.6	Felt, differential drive pinion	1102
Fuel tank lines	0306	Fender brace	1701
Underwater vent system	0304.5	Front axle pinion nut	1002
		Fuel pump rocker arm link spacer	0302.1
		Fuel pump to cylinder block	0302.1
		Generator	{0601.1
			}0601.3
		Generator regulator	0602
		Input shaft drive gear	0802.1

ALPHABETICAL INDEX—Continued

	SUBGROUP	ITEM	SUBGROUP
WASHERS—Continued		WASHERS—Continued	
Instrument panel mounting stud	0607	Wheel bearing	1311
Lock, rear axle differential	1102	Windshield wiper motor	2202
Mirror extension arm	2202	WEATHERSEAL, windshield glass	
Mounting, harness	0607	1804	
Oil pump mounting	0106.1	WEATHERSTRIPS	
Pivot, rear mirror clamp	2202	Battery box door	0612
Power-take-off	2002.1	Glove box door	1808
Propeller shaft to transfer yoke	0802.5	Stowage compartment lid	1808
Propeller shaft yoke	1102	Tool box lid	1808
Rear axle shaft	1104.1	Windshield	1804
Rear body panel	1804	WEIGHTS	
Retaining		Carburetor pump discharge ball	0301
Carburetor choke valve shaft seal	0301	Distributor governor	0604.1
Carburetor idle adjusting screw seal	0301	WELL, gas tank	
Carburetor throttle shaft	0301	1805	
Carburetor throttle valve shaft seal	0301	WHEELS	
Switch push rod	0611	Steering	1401
Rod, accelerator bellcrank link	0312	Truck	1311
Rod throttle, accelerator	0312	WICKS	
Seats	1806	Oil, distributor	0604.1
Socket plate mounting	0609.1	Starter	0603
Spare gas can strap buckle	1808	WINCH	
Starter	0603	2001.1	
Steering gear cover	1401	WINDING, generator field	
Tail light socket	0609.1	0601.3	
Thrust		WINDSHIELD	
Crankshaft	0102.1	1804	
Differential pinion side gear	1002	WIRES, ground and power, auxiliary light	
Differential side gear	1102	0609.2	
Starter armature	0603	WORM, winch	
Transfer countershaft gear	0802.3	2001.1	
Transfer output shaft	0802.7	YOKES	
Transmission countershaft	0702.5	Engine clutch control cable	0202
Universal joint	1006	Flange, propeller shaft	0900
Transfer		Front axle differential	1002
Mounting support	0800	Front propeller shaft to transfer	0802.5
Output shaft, rear	0802.7	Hand brake rod	1201
Rear axle output shaft flange	0802.7	Rear axle differential	1102
Transmission		Shifting, winch clutch	2001.5
Brake shoe	1201	Sleeve, propeller shaft	0900
Countershaft bearing	0702.5	Sliding gear, power-take-off control	2002.5
Gear shift lever spring seat	0704	Starter	0603
Universal joint sleeve yoke dust cap split	0900	Valve kicker, windshield wiper motor	2202
Water pump	0504	ZIPPER, door	
		2201	

ORDNANCE AND MANUFACTURERS' PART NUMBER INDEX

This index is prepared in strict numerical sequence; that is, all letters or dashes prefixed, suffixed, or interspersed in the numbers are disregarded. For instance: WG-J2A85 is in sequence as 285, but the complete number, including the manufacturer's symbol as the prefix, is shown in the listing. All ordnance numbers appear without any symbol prefix. Ordnance standard part numbers are not included generally in this index because they refer to standard items which may appear in various groups or already have a common application in the supply system and are not necessarily peculiar within an index of this kind.

PART NO.	SUBGROUP	PART NO.	SUBGROUP	PART NO.	SUBGROUP
SP-LW-1	0804	AL-GHA38	0601.1	RWM-59	2001.5
N&J-1	{1808	AL-GHA39	0601.1	TP-VR60	0105.1
	}2201	AL-IAU39	0604.1	RWM-60	2001.1
AL-VBC2	0602	RWM-39	2001.1	RWM-61	2001.1
AL-IAU6	0604.1	AL-GHA40	0601.1	AL-EWD62	0602
AL-AR7S	0603	AL-VBC40	0602	AL-MCZ62	0603
AL-IAU10	0604.1	AL-GHA41	0601.1	AL-IAU62	0604.1
AL-MCS12	0603	AL-MP41A	0603	RWM-62	2001.1
AL-IAH13	0604.1	AL-IAU41	0604.1	AL-MCS63	0603
AL-GHA15	0601.1	AL-GHA42	0601.1	AL-IAU63	0604.1
AL-VRA15	0602	AL-VBC42	0602	RWM-63	2001.1
AL-IGE15	0604.1	AL-IAU42	0604.1	AL-MCZ64	0603
AL-IAH15	0604.1	AL-VBC43	0602	RWM-64	2001.1
AL-VRA16	0602	AL-GHA46	0601.1	AL-GHA65	0601.1
AL-VRA17	0602	AL-VRA46	0602	RWM-65	2001.5
AL-VBC18	0602	AL-VBC46	0602	AL-MCZ66	0603
AL-MN18A	0603	AL-MCS46A	0603	RWM-66	2001.5
AL-VBC19	0602	AL-GHA47	0601.1	AL-MCS67	0603
AL-MZ19A	0603	AL-VBC47	0602	RWM-67	2001.1
AL-IGS19S	0604.1	AL-MCS47A	0603	WG-R6A7½	0802.5
AL-IAU20	0604.1	AL-MN47B	0603	RWM-68	2001.1
AL-VBC21	0602	DGM-DG48	0501	AL-MCZ69	0603
WG-J2A1	0801	AL-MCZ49	0603	AL-MCS69	0603
AL-VBC22	0602	AL-IAU49	0604.1	AL-IGT69	0604.1
AL-VBC23	0602	RWM-51	2001.1	RWM-69	0601.1
WG-J2A3	0802.5	AL-IAU52	0604.1	ACK-CN70S	0302.1
AL-IAU24	0604.1	RWM-52	2001.1	AL-MCZ70	0603
WG-J2A4	0802.7	AL-GHA53	0601.1	RWM-70	2001.1
WG-AJ2A4	0802.7	RWM-53	2001.1	AL-MCZ71	0603
AL-VBC25	0602	AL-MU54	0603	AL-MCZ73	0603
AL-IGB26	0604.1	AL-MU54B	0603	RWM-73A	2001.1
WG-J2A7B	0802.7	AL-MU54L	0603	SP-S74	{1002
WG-AJ2A7B	0802.7	AL-IAU54	0604.1		}1102
AL-IGH28	0604.1	RWM-54	2001.5	RWM-74A	2001.3
WG-J2A8	0802.7	AL-IAT55	0604.1	SP-S75	{1002
AL-IAU29	0604.1	RWM-55	2001.1		}1102
STN-CCX030	0306	RWM-56	2001.1	RWM-75	2001.3
AL-VBC30	0602	AL-MCS57	0603	RWM-76	2001.3
AL-VBC31	0602	RWM-57	2001.1	AL-MCZ77	0603
RWM-33	2001.5	TP-FR-RA58A	0105.1	RWM-77	2001.3
WG-ASI-A34	1201	SP-S58	{1002	AL-MCS78	0603
AL-GHA35	0601.1		}1102	HLH-78	1503
AL-GAA35A	0602	RWM-58	2001.5	RWM-79	2001.3
AL-GHA36	0601.1	SP-S59	{1002	RWM-80	2001.3
AL-GHA37	0601.1		}1102	RWM-81	2001.3

ORDNANCE AND MANUFACTURERS' PART NUMBER INDEX—Continued

IT NO.	SUBGROUP	PART NO.	SUBGROUP	PART NO.	SUBGROUP
RWM-82	2001.1	RWM-137	2002.1	WG-J2-36	0802.3
ANB-8X3	0304.5	RWM-138	2002.1	SEPC-WAJ239	0104.1
RWM-83	2001.1	RWM-140	2002.1	SEPC-WAJ239C	0104.1
AL-VRA84	0602	RWM-141	2002.1	SEPC-WAJ239D	0104.1
RWM-87	2001.3	RWM-142	2002.1	SEPC-WAJ239E	0104.1
RWM-88	{2001.3 2002.1	RWM-143	2001.1	WG-J2-42	0804
RWM-89	2001.1	SP-145W	{0802.5 0802.7	SEPC-WAJ247	0104.1
AL-IG90	0604.1	WO-A147	0800	SEPC-WAJ247C	0104.1
ACD-91	1503	RWM-148	2001.3	SEPC-WAJ247D	0104.1
RWM-95-A	2001.3	ACK-DK149	0309	SEPC-WAJ247E	0104.1
RWM-95	2001.3	RWM-151	2001.3	WG-J2A48A	0801
RWM-96	2002.1	RWM-152	2001.5	WG-J2-50½	0802.5
AL-GT97	0604.1	FDP-NDD153	0505	WG-J2-57	0801
RWM-97	2002.1	RWM-153	2001.1	AL-CB258	0609.1
RWM-98	2001.1	SP-S161	1104.1	WG-J2-59	0802.7
AL-IGS99	0604.1	HC-DL-16-4	0609.2	WG-J2-59A	0802.7
RWM-99	2001.1	HC-DL-16-5	0609.2	WG-J2-59B	0802.7
STN-CHX100	0306	RWM-166B	2001.1	WG-J2-60	0802.5
L-VRP100C	0602	RWM-167B	2001.3	PEE-261	1800
AL-VRP100K	0602	RWM-168B	2001.3	ANB-2X62	0304.5
RWM-100	2001.1	RWM-169B	2001.3	WG-J2A80A	0804
RWM-105A	2002.1	RWM-170B	2002.1	WG-J2A81A	0804
RWM-SK108	2001.3	SP-S171	1102	WG-J2A82	0804
RWM-SK109	2001.3	WO-A174	0202	ABF-283	0202
AL-MAD110	0603	WO-A175	0202	WG-J2-83	0804
SPEC-OA111	0612	AL-IGC175	0604.1	AL-IGB284	0604.1
SP-S112	{1002 1102	WO-A176	0202	AL-IGB284S	0604.1
SP-S113	{1002 1102	AL-VAD176	0602	WG-J2A85	0804
SP-S114	{1002 1102	WO-A177	0202	WG-J286	0804
AL-VAD116A	0602	WO-A178	0202	ABF-287	0202
RWM-116	2002.1	WO-A179	0202	WG-AJ2-87	0801
AL-VAD117A	0602	WO-A180	0202	SEPC-WAJ291	0104.1
RWM-117	2002.1	WO-A181	0202	SEPC-WAJ292	0104.1
RWM-118	2002.5	WO-A185	1501	EAT-K292	0105.1
RWM-119	2002.1	STN-CHX200	0306	AL-MZ292	0603
RWM-120	2002.5	WG-J2A10A	0802.3	SEPC-WAJ293	0104.1
RWM-121	2002.5	SEPC-WAJ211	0104.1	SEPC-WAJ294	0104.1
WG-1AJ2A-1½	0801	SEPC-WAJ211C	0104.1	SEPC-WAJ295	0104.1
HC-DL-12-2	0609.2	SEPC-WAJ211D	0104.1	SEPC-WAJ295B	0104.1
RWM-122	2002.5	SEPC-WAJ211E	0104.1	SEPC-WAJ295D	0104.1
HC-DL-12-3	0609.2	WG-J2A11	0802.1	SEPC-WAJ296	0104.1
RWM-123	2002.5	WG-J2A12	0802.7	SEPC-WAJ297	0104.1
RWM-124	2002.5	WG-J2-15	0802.5	SEPC-WAJ297C	0104.1
RWM-125	2002.5	WG-AJ2-16	0802.5	SEPC-WAJ297D	0104.1
RWM-126	2002.5	WG-J2-16	0802.7	SEPC-WAJ297E	0104.1
RWM-127	2002.5	WG-J2-17	0802.5	SEPC-WAJ298	0104.1
RWM-128	2002.5	WG-J2-20	0804	SEPC-WAJ298C	0104.1
RWM-129	2002.5	AL-GAR211A	0601.1	SEPC-WAJ298D	0104.1
RWM-130	2002.5	WG-J2-21	0804	SEPC-WAJ298E	0104.1
AL-IGB132	0604.1	WG-J2-23	0804	SEPC-WAJ304	0104.1
RWM-132	2002.1	WG-J2-24	0804	MRC-307S	0702.5
RWM-133	2002.1	WG-J2B30	0802.3	ANB-3X11	0304.5
RWM-134	2002.1	WG-J2-30	0802.7	AL-IG313	0604.1
RWM-135	2002.1	WG-J2-32	0802.5	TP-SV332A	1401
		WG-J233	0802.5	RZ-OR33-6	1006
		WG-J2-33	0802.7	TD-RV344	1201
		WG-J2A35	0802.3	WG-AS3T90C	0700
				WO-A405	0202
				WIL-P407A	0105.1

ORDNANCE AND MANUFACTURERS' PART NUMBER INDEX—Continued

PART NO.	SUBGROUP	PART NO.	SUBGROUP	PART NO.	SUBGF
WG-4J2A4	0802.7	HLH-T60-0	1503	WO-A795	1002
SP-471SP	0804	HLH-T60-A0	1503	WO-A797	1002
WO-A490	0900	LO-FC602	{0603	WO-A798	1002
WO-A495	1206		}1204.1	WO-A814	1004
WO-A498	{0202	LO-FC603	1204.1	WO-A820	1004
	}1206	HLH-T62-0L	1503	WO-A821	1004
SW-502F	0607	HLH-T62-0R	1503	WO-A824	1004
SW-502-Z	0607	HLH-T62-0	1503	WO-A825	1004
SW-502V	0607	WO-A622	1401	WO-A828	1004
EAT-SL503	0105.2	WO-A623	1401	WO-A829	1004
SW-503A	2208.1	EAT-K630	0105.1	WO-A831	1004
SW-504A	0607	HLH-T63-0	1503	WO-A832	1004
SW-504E	0607	WO-A635	1401	WO-A833	1004
SW-505C	0607	WO-A636	1401	WG-T8B42	0704
SW-505B	0607	SP-S638	{1002	WO-A844	1401
SW-505A	0607		}1102	WO-A852	1004
SW-505K	0607	HLH-T64-0	1503	SP-854D	0804
SW-505N	0607	ABF-657	0201	SEPC-863	0104.1
SW-505L	0607	APB-657	0201	WO-A865	1311
SW-505P	0607	ABF-659	0202	WO-A866	1311
SW-505J	0607	HLH-T67-0	1503	WO-A867	1311
SW-506B	0610	AL-IG676	0604.1	WO-A868	1006
RWM-508	2001.1	AL-IG680	0604.1	WO-A870	1105.5
MDR-507	0106.1	PR-68-4	0104.1	SP-872W	2002.1
SW-507N	0610	ABF-688	0202	WO-A877	1202
SW-507F	0610	EAT-R697	0105.1	SP-884W	0802.3
RWM-511	2001.1	AL-XA699	0602	WO-A887	0202
RWM-512	2001.1	AL-XA699A	0602	WG-T90C1	0701
WO-A513	{1601.1	BX-70-S-6	1202	WG-T90A2	0702.3
	}1601.3	SP-710W	0802.7	WG-AT90A2	0702.3
RWM-513	2001.1	SP-712W	0802.5	WG-AC90C2C	0704
WO-A514	{1601.1	SP-715W	{0802.5	WG-T90A2-½	0702.3
	}1601.3		}0802.7	WG-T90A3	0702.5
RWM-514	2001.1	AL-XA744H	0601.1	WG-T90A6	0702.1
RWM-515	{2001.1	AL-XA744F	0601.1	WG-T90A6-½	0702.1
	}2002.1	AL-XA744N	0602	WG-T90A7B	0702.3
RWM-516	2001.1	AL-XA744M	0603	WG-T90A8	0702.5
RWM-517	2001.1	AL-XA744C	0603	SP-920D	2002.5
RWM-519	2001.1	AL-XA744S	0603	WO-A934	0900
WO-A520	0802.1	SP-745-D	0804	WO-A943	0900
RWM-520	2001.1	WO-A760	1006	WO-A945	0900
SEPC-535	0104.1	CU-F761	0106.2	CAR-YS950S	0301
SEPC-535X	0104.1	CU-F762	0106.2	ANB-SK950	0304.5
SEPC-535G	0104.1	WO-A764	1002	WG-T9-50P	0802.1
SEPC-535D	0104.1	AL-XA766	0602	WO-A954	0801
SEPC-535XC	0104.1	AL-XA767	{0601.1	WO-A957	0802.5
SEPC-535E	0104.1		}0602	SP-S957	1004
SEPC-535XB	0104.1	AL-XA767A	0602	WO-A958	0802.7
SEPC-535XD	0104.1	AL-XA770	0602	WO-A959	0804
WO-A544	1501	AL-XA776	0601.1	WO-A960	0804
WO-A545	1501	AL-XA777	0601.1	WO-A962	0804
WO-A546	1501	SP-S780	1001	WO-A963	0804
RWM-556	2001.1	AL-XA782	0602	WO-A964	0804
WO-A557	1204.1	WO-A782	1001	WO-A965	0804
RWM-557	2001.1	AL-XA783	0602	WO-A966	0804
RWM-558	2001.1	AL-XA790	0604.1	WO-A967	0804
CAR-O-570S	0301	WO-A792	1002	ANB-SK971	{0106.5
RWM-577	2001.1	WO-A793	1002		}0304.5

ORDNANCE AND MANUFACTURERS' PART NUMBER INDEX—Continued

NO.	SUBGROUP	PART NO.	SUBGROUP	PART NO.	SUBGROUP
WO-A971	{0804	AL-VBC1080	0602	SP-S1622	1006
	}2002.5	AL-MCS1083	0603	SP-S1640	1004
SP-972W	0800	WO-A1097	1601.1	WO-A1653	0604.1
WO-A974	0804	WO-A1098	0615	WO-A1663	0604.1
WO-A976	0802.5	AL-IAU1100L	0604.1	WO-A1671	0604.1
WO-A978	0802.5	SP-S1103	2002.1	WO-A1672	0604.1
WO-A979	{0802.5	WO-A1106	0802.5	WO-A1684	0604.1
	}0802.7	CA-SX1110	1401	WO-A1687	0604.1
WO-A982	0802.7	WO-A1111	0802.5	WO-A1719	1006
WO-A983	0802.7	CAR-11B-12	0301	WO-A1721	1006
WO-A984	0802.7	AL-VAD1118	0602	WO-A1724	1006
WO-A985	0802.7	WO-A1124	0102.1	WO-A1726	1006
WO-A987	0802.7	WO-A1134	{0802.5	WO-A1727	1006
WO-A990	0802.7		}0802.7	WO-A1729	1006
WO-A991	0802.5	TRI-F1140	2202	WO-A1737	1204.3
AL-SP992	0601.1	CAR-11B-41	0301	CAR-17-49	0301
WO-SP-992	0601.3	AL-IGC1149	0604.1	MNC-R1787D	0104.1
WO-A992	0802.5	BT-1150	1201	MNC-R1788C	0104.1
WO-A996	0802.7	WO-A1150	1501	SP-18-5-7	0802.3
WO-A997	1201	CAR-11B-79	0301	TRI-1895	2202
WO-A1001	0802.3	WO-A1216	0501	CAR-1-897	0301
TL-IAU1002L	0604.1	EAT-1237	0306	CAR-1-899S	0301
AL-GHA1004	0601.1	SL-1238	1401	TRI-1900	2202
AL-GHA1004S	0601.1	WO-A1252	{1601.1	WG-1AT90A2-½	0702.3
AL-IAU1004	0604.1		}1601.3	AD-1911B	1401
BA-ZL1005	0612	WO-A1277	1401	STN-AAB1917	0306
BA-ZL1006	0612	AL-MCS1278	0603	AL-19X63	0603
AL-GHA1012	0601.1	AL-PS1310	0603	VG-2003	0103
AL-VBC1016	0602	WO-A1357	0202	RBR-200-D3	0609.2
BA-ZF1017	0612	WO-A1378	1204.5	AL-IAU2004	0604.1
WO-A1028	{0802.5	AL-X1379	0603	AL-GHA2006FT	0601.1
	}0802.7	WO-A1379	0704	AL-MCZ2006F	0603
AL-VBC1029	0602	WO-A1382	0704	MID-F2011	1501
AL-MCS1034S	0603	WO-A1410	0802.1	AL-GHA2012S	0601.1
AL-VBC1036A	0602	WO-A1427	0900	AL-MCS2012S	0603
AL-VBC1040S	0602	WO-A1441	0103	RBR-201-D3	0609.2
AL-GHA1044	0601.1	PEE-144.4	1800	CAR-20-22	0301
AL-VBC1044	0602	WO-A1445	1002	RBR-202-D3	0609.2
AL-IAU1048	0604.1	WO-A1446	{1002	RBR-203-D3	0609.2
AL-GHA1052	0601.1		}1102	CAR-20-35	0301
AL-GHA1053	0601.1	UTS-A1453	0304.1	RBR-204-D4	0609.2
AL-VBC1055	0602	WO-A1468	{0601.1	AL-MCZ2050	0603
SP-S1056	1102		}0601.3	AL-GHA2051S	0601.1
VG-1057	0101	WO-A1488	1204.5	AL-GHA2052	0601.1
PR-B1060C	0104.1	LO-FC1499	1204.3	CAR-20-61	0301
AL-VRA1060A	0602	WO-A1504	0804	AL-MCZ2073	0603
AL-MCZ1060	0603	WO-A1509	0801	AL-IAU2076L	0604.1
AL-MCS1060	0603	WO-A1511	0802.7	AL-MCS2079S	0603
PR-B1061C	0104.1	CAR-15-43	0301	RBR-209-D3	0609.2
AL-VBC1061	0602	CAR-15-44S	0301	RBR-210-D4	0609.2
PR-B1062C	0104.1			LO-FD2108-H	1204.1
TL-MCZ1065	0603	WG-X1552	{0702.1		{1701
AL-IAU1065	0604.1		}0702.5		{1703
AL-IAU1066	0604.1				{1804
AL-MCZ1069	0603	ONB-SN1610	1701		{1805
AL-MCZ1072	0603		1703		{1808
AL-MCZ1073	0603		1804		{2101
AL-MCZ1075	0603		1805		{0301
			1808	CAR-2-134	

ORDNANCE AND MANUFACTURERS' PART NUMBER INDEX—Continued

PART NO.	SUBGROUP	PART NO.	SUBGROUP	PART NO.	SUBGF
WG-J2-155	0804	WO-A3098	1701	RBR-430-D3	0609.2
AL-IGC2168L	0604.1	AL-X3099	0601.1	RBR-432-D3	0609.2
SP-2-1-68X	0802.7	ACK-PD3100	0103	WG-4372D	1201
WG-J2-169	0802.7	SP-31P10	2002.5	UCI-C4394	0607
CAR-21-95S	0301	LO-FE3111	1204.1	WO-A4413	1801
AL-2235	{0607	PR-031E12A	0104.1	WO-A4414	1801
	{2208.1	WO-A3150	0106.2	WO-A4416	1801
EAT-IE2249	0501	AL-MCL3161A	0603	EAT-ER4425J	0106.1
ABF-2322	0202	ZP-R32-63	0309	ABF-4494	0202
EAT-IE2387	0306	ONB-SN3318	1804	ABF-4495	0201
EAT-ER2413	0106.1	WG-AA34-12	1201	WG-4496K	0704
CAR-24-26	0301	WG-AA34-12A	1201	WG-4497	0704
SP-2-4-88X	0802.5	WG-A34-15	1201	WG-4498B	0704
PR-B2531A	0104.1	WG-A34-18	1201	WG-4559E	0702.1
PR-B2532A	0104.1	LO-FE3441C	1204.1	WG-4559A	0702.1
PR-B2533A	0104.1	WG-A34-63	1201	WG-4559B	0702.1
PR-B2534A	0104.1	WG-A34-63A	1201	WG-4559C	0702.1
MAR-2539	0401	LO-FC3474	1204.1	WG-4559D	0702.1
RZ-VA2558	1006	WO-A3549	1701	WG-4572D	0704
	{1804	LO-FC3587	1204.1	WG-4583	0704
WO-A2602	{1808	EAT-ER3675	0106.1	EAT-ER4642J	0106.1
	{2201	CAR-3-773S	0301	WG-4646A	0701
EAT-CR2616	0306	ONB-SK3851C	1808	WG-4648	0704
TRI-2617	2202	B&B-3874	0201	WG-4653	0702.3
TRI-2620	2202	CAR-39-10	0301	WG-4682J	0702.3
RBR-263-D4	0609.2	CAR-39-11	0301	WO-A4690	0612
RBR-264-D4	0609.2	SP-39Q20	0804	WG-4714C	0802.5
RBR-265-D4	0609.2	AL-MCZ4001UT	0603	WG-A4714	0802.5
RBR-266-D4	0609.2	AL-HX-4001UT	0611	CAR-47-23	0301
LO-FE2693	1204.1	AL-VBC4002UT	0602	SP-475-2	0802.7
SN-2716	1701	AL-CT4002	{0604.1	AL-GHA4802BUT	0601.1
ONB-SN2716	1703		{0605	AL-GHA4802UT	0601.1
SP-2-7-29	0900	AL-IAU4006AUT	0604.1	WG-4802	1201
RBR-273-D4	0609.2	DM-4013	0613.1	RC-481N1	0607
RBR-274-D4	0609.2	RBR-404-D4	0609.2	WO-A5105	0106.5
RBR-276-D4	0609.2	RBR-405-D3	0609.2	CAR-51-21	0301
AL-RX2781	0604.1	RBR-406-D4	0609.2	CA-S5144	1401
TIM-02820	1002	PR-X4071A	0104.1	CA-S5145	1401
ABF-2825	0202	PR-X4072A	0104.1	MNC-R5153B-STD	0104.1
TIM-02872	1002	PR-X4073A	0104.1	MNC-R5153B	0104.1
WO-A2891	1701	RBR-410-D4	0609.2	MNC-R5153D	0104.1
LO-FC2922E	1204.1	RBR-411-D4	0609.2	DGM-5201	0105.1
LO-FC2927	1204.1	TRU-SA4126	0202	DAY-S5203	0505
SMA-FLA2941	1501	WO-A4127	1808	FR-5241	0106.2
RBR-294-D4	0609.2	WO-A4128	1808	EAT-5256	0105.1
AL-VBC3008	0602	RBR-415-D4	0609.2	DM-E534-1	0607
CAR-30-14	0301	LO-FC4158	1204.3	EAT-ER5362	0106.1
CAR-30-20	0301	RBR-417-D4	0609.2	WO-A5449	{0304.5
LO-FC3024B	1204.3	RBR-418-D4	0609.2		{0613.1
AL-IGP3028FS	0604.1	RBR-419-D4	0609.2	WO-A5450	0613.1
AL-IGP3028	0604.1	RBR-421-D4	0609.2	CDH-BW5-625	0504
CAR-30A-37	0301	RBR-422-D4	0609.2	WO-A5630	0304.1
AL-X3050	0602	ABF-4234	0202	WO-A5631	0304.1
AL-X3051	0602	RBR-424-D4	0609.2	LO-FC5727	1204.1
AL-X3055	0602	RBR-425-D4	0609.2	PEE-577-2	1804
AL-VBC3070	0602	RBR-426-D4	0609.2	PEE-577.2	1805
AL-VBC3071	0602	RBR-427-D4	0609.2	LO-FC5778	1204.5
AL-IAU3076L	0604.1	RBR-428-D4	0609.2	MNC-R5792	0104.1

ORDNANCE AND MANUFACTURERS' PART NUMBER INDEX—Continued

NO.	SUBGROUP	PART NO.	SUBGROUP	PART NO.	SUBGROUP
LO-FC5889	1204.3	WO-A6796	0104.1	WG-T90A48A	0702.5
SP-5951X	0801	WO-A6797	0104.1	WO-A9052	0602
SP-5962X	0802.5	WO-A6798	0102.2	WG-T90A54A	0702.1
LO-FC5999A	1204.3	CAR-6-802	0301	WG-T90-86	0704
LO-FC6003	1204.3	CAR-6-804S	0301	WO-A9094	0612
LO-FC6010	1204.1	WO-A6895	0304.5	DP-GG9096	0610
WO-A6112	1204.3	WO-A6919	0106.5	WIL-MT9281	0105.2
WO-A6114	1204.3	WIL-ER7154	0106.1	WO-A9314	0604.1
WO-A6116	1204.3	CAR-7-177	0301	PK-P9419R	0612
AL-CB6134	0609.1	CAR-7-178S	0301	EAT-MT9666	0105.2
FM-GPW6150A	0104.1	WIL-ER7196	0106.1	SP-97Q14	0804
FM-GPW6150C	0104.1	EAT-ER7200	0106.1	UTS-A9894	0304.1
FM-GPW6150D	0104.1	WO-A7238	0106.6	UTS-A9896	0304.1
FM-GPW6155A	0104.1	WO-A7239	0106.6	SP-99-41	1104.1
FM-GPW6155G	0104.1	FS-7332	0608	AL-CB9944	0609.1
FM-GPW6155H	0104.1	LO-FC7370	1204.1	BT-1011-4	1201
FM-GPW6156F	0104.1	LO-FD7378	1204.3	BT-1011-5	1201
FM-GPW6156H	0104.1	FM-GPW7523	0202	BT-1011-7	1201
B-6170	0201	SDH-SA752-8	0503	BT-1012-2	1201
C.R-61-79	0301	LO-FD7544	1204.3	BT-1020-6	1201
HLH-T62-01	1503	CA-S7733	1401	WO-A10231	1001
WO-A6276	1006	SP-7906X	0801	WO-A10269	0202
WO-A6277	1006	AL-L-7930	0607	BT-1029-9A	1201
WO-A6278	1006	WO-A7967	0401	LO-FC10310	1204.3
WO-A6279	1006	EAT-ER8145	0106.1	LO-FC10311	1204.3
WO-A6288	1006	MAT-8215	1601.1	EAT-10317	0106.1
WO-A6289	1006	MAT-8216	1601.3	EAT-ER10317	0106.1
WO-A6290	1006	AL-8X304	0607	WO-A10469	0802.1
WO-A6291	1006	RBR-840-D4	0609.2	DR-X10483	0603
WO-A6292	1006	WG-C84B12A	0704	CP-RC105-20	0605
WO-A6293	1006	WG-T84J50-1/2A	0802.1	BX-1067S3	1202
WO-A6294	1006	WG-T86D29	0702.5	BX-1067S4	1202
WO-A6295	1006	WB-8675	0612	LO-FC10945	1204.1
EAT-ER6303	0106.1	WG-T86-85	0702.5	LO-FC10946	1204.1
WO-A6305	1401	LO-FC8776	1204.3	LO-FC11067	1204.1
WO-A6360	{0202	AC-GG8799	0610	CAR-11B108	0301
	}1206	WG-T88-13H	0702.3	CAR-11B124	0301
SP-S638-1	{1002	WG-T88-14F	0702.3	CAR-11B125S	0301
	}1102	WG-T88-15C	0702.3	CAR-11B134	0301
SP-S638-2	{1002	WG-T88-19E	0702.3	LO-FC11140	1204.1
	}1102	WO-A8834	0312	CAR-11A142	0301
SP-S638-3	{1002	WG-T90A10	0702.5	CAR-11B176	0301
	}1102	WG-AT90A10	0702.5	AL-EO11199F	0610
ER-6411G	1804	WG-AT90A11	0702.3	CAR-112-12	0301
WO-A6439	1006	WG-T90A12	0702.3	CA-H11371	1401
SP-6510X	2002.5	WG-T90A16	0702.1	CA-11372	1401
FM-GPW6521	0105.1	WG-AT90A16	0702.1	WO-11386	0304.5
DM-6557	0613.1	WG-T90-20	0704	WI-A11406X	0103
DM-6579	0608	WG-T90C21	0704	LO-FC11432A	1204.1
PC-EX6686	0612	WG-T90-23	0704	SP-11449	1102
WO-A6701	0102.1	WG-T90C24	0704	LO-FC11471	1204.1
FM-GPW6727	0106.6	WG-T90A26	0702.3	LO-FC11473	1204.1
WO-A6740	{0800	WG-T90A28A	0702.5	BT-1150-1	1201
	}1501	WG-T90A30	0702.5	BT-1150-2	1201
WO-A6746	0102.2	WG-T90A32	0702.5	FR-11559	0106.2
WO-A6747	0102.2	WG-T90A33A	0702.5	FR-11580	0106.2
WO-A6748	0102.2	WG-T90A33	0702.5	FR-11581	0106.2
WO-A6794	0104.1	WG-T90A35	0702.5	FR-11582	0106.2

ORDNANCE AND MANUFACTURERS' PART NUMBER INDEX—Continued

PART NO.	SUBGROUP	PART NO.	SUBGROUP	PART NO.	SUBG
FR-11583	0106.2	GPC-14982	1401	SP-17776	1105.5
CAR-116-13	0301	WO-A15044	0802.7	UTS-A17778	0304.1
WO-A11760	0612	WO-A15045	0802.7	UTS-A17779	0304.1
WO-A11860	2202	CAR-150-98	0301	UTS-A17781	0304.1
WO-A11861	2202	SP-15099	1002	UTS-B17785	0304.1
WO-A11862	2202	WO-A15283	0104.1	UTS-B17793	0304.1
AL-EOC11930	0607	SP-15365	1102	UTS-B17795	0304.1
AL-EOC11931	0607	WO-A15438	0106.2	SP-17797	1002
AL-EO-11932	0607	WO-A15441	0106.2	AL-CB17811	0609.1
AL-EO-11933	0607	CM-15485A	0102.1	AL-CB17812	0609.1
LO-FC11940	1204.1	WO-A15498	0401	AL-CB17814	0609.1
B&B-11966	0201	SP-16067	1401	WO-A17842	0304.5
AL-EOF11993	0610	SP-16075	1002	SP-17857	1102
STN-12085A	0306	CAR-163-21	0301	SP-17858	1102
AL-12X195	0607	CAR-163-46	0301	AL-CB17867	0609.1
AL-12X196	{0603	SP-16379	1002	AL-CB17891	0609.1
	{0607	SP-16383	1002	UTS-B17915	0304.1
AL-12X201	0603	SP-16409	1001	UTS-B17951	0304.1
AL-EO12204	0607	LO-FD16534	1204.3	UTS-C17956	0304.1
AL-EO12205	2208.1	LO-FD16535	1204.3	UTS-C17961	0304.1
AL-EO12207	0607	LO-FC16536	1204.3	SP-18021X	1104.1
CAR-122-64S	0301	SP-16866	1002	SP-18022X	1104.1
EAT-1E2322	0304.5	SP-16964	1004	SP-18023	1104.1
LO-FC12411	1204.3	SP-16979	1105.5	SP-18024	1104.1
LO-FC12416	1204.3	SP-16991	1004	SP-18027X	1102
LO-FC12496	1204.1	SP-16995	1004	SP-18-12-1	0804
CU-12567	0106.2	SP-17015	1311	SP-18173X	1004
WO-A12863	2202	SP-17016	1311	SP-18174	1004
WO-A12935	0304.5	SP-17017	1311	SP-18188	1006
RG-TL13019	1401	SP-17041	1004	SP-18-24-1	0802.7
LO-FC13090	1204.3	SP-17048X	1004	MAE-18302	1604.1
LO-FC13091	1204.3	WO-A17122	0304.5	MAE-18303	1604.1
SP-13449	{1002	SP-17133X	1004	SP-18392X	1002
	{1102	SP-17153	1006	SP-18-39-3	{0801
SP-13575	1002	SP-17216	1006		{1004
SP-S1358-1	1002	SP-17218	1006	SP-18396	1002
CAR-136-17	0301	SP-17230	1006	SP-18429	1102
CAR-136-24	0301	SP-17232	1006	SP-18434	1101
CAR-136-98	0301	SP-17347	1401	SP-18458	1102
CAR-136-99	0301	AL-CB17364	0609.1	AL-CB18499	0609.1
SP-13810	1102	AL-CB17365	0609.1	AL-CB18500	0609.1
LO-FE14054B	1204.1	AL-CB17370	0609.1	AL-CB18506	0609.1
TIM-14131	0802.7	AL-CB17371	0609.1	AL-CB18509	0609.1
TP-14T219	1401	SP-17377	1006	AL-CB18510	0609.1
TP-14T220	1401	AL-CB17393	0609.1	SP-18528X	1102
TP-14RT224	1401	AL-CB17398	0609.1	SP-18529	1102
TP-14RT225	1401	AL-CB17413	0609.1	SP-18530	1102
TIM-14276	0802.7	SP-17434	1001	SP-18590	1204.5
LO-FC14297	1204.1	WO-A17445	0304.5	SP-18592X	1004
TP-14SV331A	1401	SP-17483	1002	SP-18593	1004
TP-14SV333A	1401	AL-CB17499	0609.1	SP-18594	1004
CAR-14-359S	0301	SP-17509X	1104.1	SP-18596X	1001
LO-FC14422	1204.1	SP-17555	1002	SP-18602	1204.5
CAR-145-69	0301	SP-17556	1002	SP-18634X	1101
CAR-145-70S	0301	SP-17562	1102	TRI-1863-8	2202
LO-FC14577	1204.1	AL-CB17633	0609.1	SP-18653	1104.1
WG-1A4713	0802.7	SP-17716	1102	SP-18-66-1	0804
CAR-148-12	0301	SP-17717	1102	SP-18-66-7	0804

ORDNANCE AND MANUFACTURERS' PART NUMBER INDEX—Continued

NO.	SUBGROUP	PART NO.	SUBGROUP	PART NO.	SUBGROUP
SP-18-67-2	0804	BX-25829	1202	KHW-33553	1311
SP-18-67-5	0804	RG-26097	1401	MW-33596	1311
SP-18-8-17	0802.7	SP-2-6-118X	0900	MW-33596A	1311
SP-18-8-18	0802.7	SP-2-6-261	0900	KHW-33702	1311
SP-18-8-19	0802.1	AL-26267	0607	KHW-33705	1311
TRI-1900-1R	2202	AL-26269	0607	KHW-33706	1311
AL-19X119	0603	TRI-2630-3	2202	KHW-33707	1311
AL-19X709	0603	TRI-2631-1	2202	KHW-34082	1311
AL-CB19791	0609.1	SP-2-67-11	0900	KHW-34123	1311
AL-19X888	0603	AL-26809	0607	MSP-344-40	1501
SP-20017X	1006	USL-26819A	0612	MSP-344-47	1501
SP-20047X	1006	RG-O26983	1401	KHW-36567	1311
SP-20068X	1401	RG-O28166	1401	TD-3711-H8FIN	0802.7
SP-20069X	1401	CU-28648	0106.2	BX-41545	1202
SP-20070X	1401	CU-28649	0106.2	AD-G47200	1105.5
SP-20071X	1401	CU-28651U	0106.2	CAR-48-144	0301
SP-20072X	1401	SP-2-86-69	0900	UC-48155	0612
SP-20075X	1101	CU-28717	0106.2	UC-48155	1804
SP-20124X	1101	CU-28751U	0106.2	BX-48772	1202
CAR-203-34S	0301	RG-O29021	1401	VG-49575	0102.1
CAR-203-35S	0301	SP-2-94-29	0900	VG-49650	0102.1
WG-20366S	0704	SP-2-95-39	0900	UC-51210	1806
DR-X20488	0604.1	SP-30020	1006	WO-51575	0802.7
AL-IAU2064S2	0604.1	SP-30068	1401	WO-51662	0312
RG-O21162	1401	SP-30070	1004		{0105.1
HAC-21193	0609.1	SP-30071	1004	WO-51875	{0702.1
HAC-21208	0609.1	SP-30101	1006		{0702.5
HAC-21226	0609.1	SP-30103	1006		{0704
HAC-21325	0609.1	SP-30180	1102	WO-52725	0612
SP-2-14-19	0900			WO-52876	1002
SP-2-15-13	0900	SP-30185	{0802.5	WO-52877	1002
SP-2-16-53	0900		{0902.7	WO-52878	1002
SP-2166-1	1000	SP-30186	1002	WO-52879	1002
SP-2166-2	1000	SP-30187	{1002	WO-52880	1002
SP-2167-1	1100		{1102	WO-52881	1002
SP-2-16-93	0900	SP-30188	{1002	WO-52883	0802.7
HAC-21780	0609.1		{1102	WO-52990	1812
CAR-221-12	0301	ACK-314-47	0306	WO-53057	1808
P-2-2-459	0900	BY-3105-5	0306	FR-5310-2	0106.2
P-22-72-5	0804	TIM-31520	1002	WG-T54A172A	0802.7
TI-A23377	0605	TIM-31593	1002	DM-54963	0613.1
BX-23969	1202	BOW-BT31594	1002	TI-C57993	0613.1
SP-2-4-108X	1002	TIM-31594	1002	59-G-673	0180.4
SP-2-4-581	{1002	RG-O32144	1401	BX-60363	1006
	{1102	RG-O32161	1401	BX-60364	1006
TIM-24721	1002	RG-O32188	1401	BX-60409	1006
TIM-24780	1002	RG-O33046	1401	BX-60524	1006
BX-24784	1202	RG-O33047	1401	BX-60525	1006
PR-24929	0104.1	RG-O33048	1401	BX-60572	1006
RG-O25031	1401	RG-O33092	1401	BX-60573	1006
TI-A25065	0605	IND-33197R	1804	BX-60574	1006
CAR-25-149	0301	33-T-233	2202	BX-60575	1006
CAR-25-151S	0301	KHW-33544	1311	BX-60576	1006
SP-2-5-266	0900	KHW-33545	1311	BX-60577	1006
SP-2-5-328X	0900	KHW-33546	1311	BX-60578	1006
TI-A25784	0605	KHW-33547	1311	BX-60771	1006
TI-A25785	0605	KHW-33550	1311	BX-60772	1006
TI-A25786	0605	KHW-33552	1311	BX-60847	1006

ORDNANCE AND MANUFACTURERS' PART NUMBER INDEX—Continued

PART NO.	SUBGROUP	PART NO.	SUBGROUP	PART NO.	SUBGR.
CAR-61-207	0301	CAR-101-142S	0301	WO-116616	0104.1
CAR-61-356	0301	CAR-101-149S	0301	WO-116647	0301
CAR-61-357	0301	CAR-101-160S	0301	WO-116651	0301
CAR-61-426	0301	BT-1012-12	1201	WO-116703	0104.1
CAR-61-460	0301	CAR-101-221S	0301	WO-116704	0104.1
CAR-62-183	0301	BT-1020-50	1201	WO-116705	0104.1
CAR-62-183S	0301	FR-102153	0106.2	WO-116706	0104.1
CAR-62-184S	0301	WO-106740	0604.1	WO-116708	0104.1
CAR-62-185S	0301	WO-108874	0604.1	WO-116714	0802.7
TRI-63527	2202	WO-109455	0603	WO-116715	{ 1601.1
RG-063983	1401	TLS-B112A56-7	1401		{ 1601.3
RG-064003	1401	WO-113373	0900	WO-116716	1601.3
RG-064004	1401	WO-113387	0900	WO-116762	0302.1
CCS-65C634	0105.2	WO-113631	0302.1	WO-116784	0301
CCS-65C679	0105.2	WO-115652	0302.1	WO-116813	0301
PR-72A367	0104.1	WO-115796	0104.1	WO-116868	0301
TRI-75072	2202	WO-115797	0104.1	WO-116874	0301
CAR-75-826S	0301	WO-115798	0104.1	WO-116875	0301
UC-78316	1804	WO-115948	0105.2	WO-116876	0301
UC-78317	2201	WO-116003	0104.1	WO-116877	0301
UC-78502	2201	WO-116023	0104.1	WO-116878	0301
TRI-79513	2202	WO-116024	0104.1	WO-116879	0301
TRI-809-14	2202	WO-116058	0104.1	WO-116880	0301
AL-8X3029	{ 0602	WO-116060	0104.1	WO-116881	0301
	{ 0604.1	WO-116061	0104.1	WO-116882	0301
AL-8X3030	0604.1	WO-116108	0104.1	WO-116883	0301
WG-T86-166	0702.5	WO-116109	0104.1	WO-116884	0301
TRI-8735-2	2202	WO-116110	0104.1	WO-116887	0301
TRI-8741-3	2202	WO-116112	0104.1	WO-116888	0301
TRI-87453	2202	WO-116113	0104.1	WO-116891	0301
TRI-87555	2202	WO-116116	0104.1	WO-116892	0301
TRI-8894-3	2202	WO-116117	0104.1	WO-116893	0301
TRI-8896-1	2202	WO-116160	0301	WO-116894	0301
WG-T90C115	0704	WO-116162	0301	WO-116896	0301
WG-T90A136A	0702.1	WO-116163	0301	WO-116897	0301
WG-T90A137A	0702.3	WO-116168	0301	WO-116898	0301
WIL-ER90139¾	0106.1	WO-116170	0301	WO-116900	0301
WG-AT90A140	0702.5	WO-116175	0301	WO-116901	0301
WG-T90C148B	0704	WO-116177	0301	WO-116902	0301
EAT-ER90358	0106.1	WO-116191	0301	WO-116903	0301
EAT-ER90359	0106.1	WO-116205	0301	WO-116904	0301
EAT-ER90419 ¹ / ₁₆	0106.1	WO-116216	0301	WO-116905	0301
AL-EX94032	0607	WO-116217	0301	WO-116906	0301
WO-94096	{ 1804	WO-116329	0302.1	WO-116907	0301
	{ 1805	WO-116343	0302.1	WO-116908	0301
HY-94622	0802.3	WO-116344	0302.1	WO-116909	0301
RG-9470-9	1401	WO-116345	0302.1	WO-117017	0602
RG-9471-9	1401	WO-116346	0302.1	WO-117064	0604.1
RG-9474-4 ¹ / ₁₆	1401	WO-116347	0302.1	WO-117066	0604.1
AL-EX96034	0607	WO-116384	0301	WO-117090	0604.1
AL-EX96172	0607	WO-116502	0104.1	WO-117091	0604.1
ABF-100000	0201	WO-116503	0104.1	WO-117116	0609.1
AL-EX100008	0607	WO-116534	0104.2	WO-117138	0302.1
ABF-100021	0201	WO-116535	0104.2	WO-117143	0302.1
ABF-100042	0201	WO-116536	0104.2	WO-117144	0302.1
AL-EX100417	0607	WO-116551	1202	WO-117152	0302.1
FR-100918	0106.2	WO-116552	1202	WO-117155	0302.1
CAR-101-120	0301	WO-116613	0104.1	WO-117156	0302.1

ORDNANCE AND MANUFACTURERS' PART NUMBER INDEX—Continued

NO.	SUBGROUP	PART NO.	SUBGROUP	PART NO.	SUBGROUP
WO-117157	0302.1	WO-118212	2002.1	WO-118290	0106.2
WO-117160	0302.1	WO-118213	2001.3	WO-118291	0106.2
WO-117337	0603	WO-118214	2001.3	WO-118292	0106.2
WO-117340	0603	WO-118218	2001.3	WO-118293	0106.2
WO-117432	0302.1	WO-118219	2001.3	WO-118351	0604.1
WO-117858	0603	WO-118220	2001.1	WO-118443	2208.1
WO-117861	0603	WO-118221	2001.1	WO-118444	2208.1
WO-117892	0603	WO-118222	2001.1	WO-118446	0609.1
WO-117894	0603	WO-118223	2001.1	WO-118447	0609.1
WO-117904	0603	WO-118224	2001.1	WO-118448	0609.1
WO-117910	0302.1	WO-118229	2001.1	WO-118451	0609.1
WO-118061	0301	WO-118230	2001.1	WO-118453	0609.1
WO-118099	0607	WO-118231	2001.1	WO-118454	0609.1
WO-118100	0607	WO-118232	2001.1	WO-118456	0609.1
WO-118101	2208.1	WO-118233	2001.1	WO-118459	0609.1
WO-118102	0607	WO-118235	2001.1	WO-118460	0609.1
WO-118106	0607	WO-118236	2001.1	WO-118461	0609.1
WO-118107	0607	WO-118237	2001.1	WO-118464	0609.1
WO-118108	0607	WO-118238	2001.1	WO-118465	0609.1
WO-118109	0607	WO-118239	2001.1	WO-118467	0609.1
WO-118110	0607	WO-118240	2001.1	WO-118468	0609.1
WO-118112	0607	WO-118241	2001.1	WO-118469	0609.1
WO-118113	0607	WO-118242	2001.1	WO-118470	0609.1
WO-118115	0607	WO-118243	2001.1	WO-118471	0609.1
WO-118139	2202	WO-118244	2001.1	WO-118472	0609.1
WO-118140	2202	WO-118245	2001.1	WO-118475	0302.1
WO-118141	2202	WO-118246	2001.1	WO-118476	0302.1
WO-118142	2202	WO-118247	2001.1	WO-118477	0302.1
WO-118143	2202	WO-118248	2001.1	WO-118478	0302.1
WO-118146	2202	WO-118249	2001.1	WO-118480	0302.1
WO-118148	2202	WO-118250	2001.1	WO-118481	0302.1
WO-118149	2202	WO-118251	2001.1	WO-118482	0302.1
WO-118153	0609.1	WO-118252	2001.1	WO-118486	0302.1
WO-118154	0609.1	WO-118253	2001.1	WO-118488	0302.1
WO-118155	0609.1	WO-118254	2001.1	WO-118490	0302.1
WO-118157	0609.1	WO-118255	2001.1	WO-118491	0302.1
WO-118160	0609.1	WO-118256	2001.1	WO-118516	0900
WO-118163	0607	WO-118257	2001.1	WO-118548	0301
WO-118165	0607	WO-118258	2001.5	WO-118550	2202
WO-118166	0607	WO-118259	2001.5	WO-118552	2202
WO-118167	0607	WO-118260	2001.5	WO-118553	2202
WO-118168	0607	WO-118261	2001.5	WO-118555	2202
WO-118181	2002.1	WO-118262	2001.5	WO-118556	2202
WO-118182	2002.1	WO-118263	2001.5	WO-118557	2202
WO-118183	2002.1	WO-118265	2001.5	WO-118558	2202
WO-118184	2002.1	WO-118266	2001.1	WO-118559	2202
WO-118198	2002.1	WO-118267	2001.1	WO-118560	2202
WO-118200	2002.1	WO-118272	2001.3	WO-118561	2202
WO-118201	2002.1	WO-118273	2001.3	WO-118566	2202
WO-118202	2002.1	WO-118274	2001.3	WO-118567	2202
WO-118203	2002.1	WO-118275	2001.3	WO-118568	2202
WO-118204	2001.3	WO-118276	2001.3	WO-118570	2202
WO-118205	{2001.1	WO-118277	2001.3	WO-118645	0603
	{2002.1	WO-118280	2001.3	WO-118704	0302.
WO-118206	2002.1	WO-118281	2001.1	WO-118712	{0604.
WO-118207	2002.1	WO-118282	2001.1		{0605
WO-118211	{2001.3	WO-118288	0106.2	WO-118713	0604.
	{2002.1	WO-118289	0106.2	WO-118714	0604.

ORDNANCE AND MANUFACTURERS' PART NUMBER INDEX—Continued

PART NO.	SUBGROUP	PART NO.	SUBGROUP	PART NO.	SUBGR
WO-118717	0604.1	WO-118820	0601.1	WO-119019	0601.3
WO-118718	0604.1	WO-118821	0601.1	WO-119022	0104.1
WO-118720	0604.1	WO-118822	0601.1	WO-119023	0104.1
WO-118724	{0602	WO-118823	0601.1	WO-119024	0104.1
	{0604.1	WO-118824	{0601.1	WO-119050	0607
	0604.1		{0601.3	WO-119051	0607
WO-118725	0604.1	WO-118826	0601.1	WO-119053	0604.1
WO-118729	0604.1	WO-118827	0601.1	WO-119054	0604.1
WO-118730	0604.1	WO-118828	0601.1	WO-119055	0604.1
WO-118731	0604.1	WO-118829	0601.1	WO-119058	0604.1
WO-118732	0604.1	WO-118830	0601.1	WO-119084	0607
WO-118733	0604.1	WO-118831	0601.1	WO-119085	0607
WO-118734	0604.1	WO-118832	0601.1	WO-119086	0607
WO-118735	0604.1	WO-118833	0601.1	WO-119088	0609.1
WO-118736	0604.1	WO-118834	0601.1	WO-119093	0607
WO-118737	0604.1	WO-118835	0601.1	WO-119116	0601.1
WO-118738	0604.1	WO-118879	0604.1	WO-119117	0603
WO-118752	0602	WO-118879	0601.3	WO-119137	0105.1
WO-118753	0602	WO-118885	0601.3	WO-119138	0105.1
WO-118754	0602	WO-118886	0601.3	WO-119162	1201.1
WO-118755	0602	WO-118887	0601.3	WO-119212	2208.1
WO-118756	0602	WO-118888	0601.3	WO-119242	0302.1
WO-118757	0602	WO-118889	0601.3	WO-119248	0302.1
WO-118758	0602	WO-118890	0601.3	WO-119277	2001.3
WO-118759	0602	WO-118891	0601.3	WO-119287	1204.1
WO-118760	0602	WO-118892	0601.3	WO-119367	0607
WO-118761	0602	WO-118893	0601.3	WO-119477	1201
WO-118762	0602	WO-118894	0601.3	WO-119478	0602
WO-118763	0602	WO-118896	0601.3	WO-119479	0602
WO-118764	0602	WO-118897	0601.3	WO-119484	0601.3
WO-118765	0602	WO-118899	0601.3	WO-119485	0601.3
WO-118766	0602	WO-118900	0601.3	WO-119491	0601.3
WO-118768	0602	WO-118904	0601.3	WO-119493	0601.3
WO-118769	{0601.1	WO-118905	0601.3	WO-119496	0601.3
	{0602	WO-118906	0601.3	WO-119510	0609.1
WO-118770	0602	WO-118908	0601.3	WO-119513	1204.1
WO-118771	0602	WO-118909	0601.3	WO-119544	0601.3
WO-118772	0602	WO-118910	0601.3	WO-119545	0601.3
WO-118774	0602	WO-118911	0601.3	WO-119546	0601.3
WO-118775	0602	WO-118912	0601.3	WO-119547	0601.3
WO-118776	0602	WO-118914	0601.3	WO-119596	0603
WO-118786	0602	WO-118915	0601.3	WO-119610	0603
WO-118787	0602	WO-118920	0607	WO-119611	0603
WO-118788	0602	WO-118921	0607	WO-119612	0603
WO-118789	0602	WO-118922	0607	WO-119613	0603
WO-118791	0602	WO-118923	0609.1	WO-119614	0603
WO-118793	0602	WO-118924	0609.1	WO-119615	0603
WO-118794	0602	WO-118925	0609.1	WO-119616	0603
WO-118795	0602	WO-118926	0609.1	WO-119617	0603
WO-118796	0602	WO-118927	0609.1	WO-119618	0603
WO-118800	0602	WO-118939	0601.1	WO-119619	0603
WO-118803	0601.1	WO-118952	1601.1	WO-119620	0603
WO-118805	0601.1	WO-118958	0601.1	WO-119621	0603
WO-118806	0601.1	WO-118996	0601.3	WO-119622	0603
WO-118807	0601.1	WO-118997	0601.3	WO-119622	0603
WO-118812	0601.1	WO-118998	0601.3	WO-119623	0603
WO-118813	0601.1	WO-118999	0601.3	WO-119624	0603
WO-118818	0601.1	WO-119011	0601.3	WO-119625	0603
WO-118819	0601.1	WO-119016	0601.3	WO-119627	0603

ORDNANCE AND MANUFACTURERS' PART NUMBER INDEX—Continued

NO.	SUBGROUP	PART NO.	SUBGROUP	PART NO.	SUBGROUP
WO-119628	0603	WO-119766	0603	WO-120932	0302.1
WO-119629	0603	WO-119768	0603	WO-120946	0302.1
WO-119630	0603	WO-119829	0603	CAR-121-138	0301
WO-119631	0603	WO-119847	0302.1	CAR-121-222	0301
WO-119632	0603	WO-119848	0302.1	RG-TL122003	1401
WO-119633	0603	WO-119867	0302.1	SZ-123770	0505
WO-119634	0603	WO-119913	1601.1	CU-12567-2	0106.2
WO-119635	0603	WO-119914	1601.1	RG-126023	1401
WO-119636	0603	WO-119933	1601.3	RG-TL129000	1401
WO-119637	0603	WO-119934	1601.3	ABF-130002	0202
WO-119638	0603	WO-119935	1601.3	ABF-130003	0202
WO-119639	0603	WO-119944	1601.1	SP-13331-3	1102
WO-119640	0603	WO-119945	1601.3	SP-13338-3	1102
WO-119641	0603	WO-119953	0106.2	GM-135974	0609.1
WO-119642	0603	WO-119956	0607	CAR-136-166	0301
WO-119643	0603	WO-119962	1601.1	CAR-150-139	0301
WO-119646	0603	WO-119963	1601.3	SP-15969-3	1104.1
WO-119647	0603	WO-119982	0106.2	UCI-160306	0607
WO-119649	0603	WO-119983	0106.2	UCI-160338	0607
WO-119651	0302.1	WO-119985	0106.2	UCI-160339	0607
WO-119652	0302.1	WO-119986	0106.2	SP-16322-2	1002
WO-119653	0302.1	WO-119987	0106.2	SP-16322-4	1002
WO-119656	0302.1	WO-119988	0604.1	SP-16323-2	1002
WO-119657	0302.1	WO-119998	0602	SP-16323-4	1002
WO-119658	0302.1	WO-119999	2202	SP-16992-2	1004
WO-119659	0302.1	WO-120000	2202	SP-16992-3	1004
WO-119661	0302.1	WO-120001	2202	SP-16992-4	1004
WO-119672	0302.1	WO-120002	2202	CAR-170-138	0301
WO-119704	0900	WO-120003	2202	CAR-170-139	0301
WO-119705	0900	WO-120087	0304.5	B170220	0302.1
WO-119706	0900	WO-120088	0304.5	SP-17122-3	1006
WO-119707	0900	WO-120089	0304.5	SP-17122-4	1006
WO-119731	0900	WO-120090	0304.5	TRI-1727-28	2202
WO-119732	0900	WO-120108	2202	SP-17521-2	1104.1
WO-119733	0900	WO-120109	2202	SP-17521-3	1104.1
WO-119739	0301	WO-120123	0302.1	SP-17521-4	1104.1
WO-119740	0301	WO-120127	0900	SP-18-15-18	0801
WO-119741	0301	CAR-120-157	0301	SP-18-155-2	0801
WO-119742	0301	WO-120158	0601.1	SP-18172-1X	1006
WO-119743	0301	WO-120179	{1601.1	SP-18172-2X	1006
WO-119744	0301		}1601.3	SP-18-187-4	0802.3
WO-119745	0301	WO-120180	{1601.1	SP-18-19-32	0802.5
WO-119746	0301		}1601.3	SP-18-19-33	0802.7
WO-119747	0301	WO-120181	{1601.1	SP-18-223-2	0802.5
WO-119748	0301		}1601.3	SP-18-223-3	{0802.5
WO-119749	0301	WO-120182	{1601.1		{0802.7
WO-119750	0301		}1601.3	SP-18-228-7	0802.7
WO-119751	0301	WO-120183	1601.1	SP-18-228-8	0802.7
WO-119752	0900	WO-120184	1601.1	SP-18-228-9	0802.7
WO-119757	0304.1	WO-120185	1601.1	SP-18-267-5	0801
WO-119758	0304.1	WO-120186	1601.3	SP-18-324-2	0801
WO-119759	0304.1	WO-120187	1601.3	SP-18-362-6	0802.
WO-119760	0304.1	WO-120188	1601.3	SP-18-362-7	0802.
WO-119761	0304.1	WO-120202	0604.1	SP-18-381-2	0802.
WO-119762	0304.1	WO-120203	0900	SP-18397-6X	1002
WO-119763	0304.1	WO-120252	0603	A184238	0302.
WO-119764	0304.1	WO-120264	0302.1	SP-18452-2	0802.
WO-119765	0304.1	WO-120640	0106.2	SP-18-454-3	2208

ORDNANCE AND MANUFACTURERS' PART NUMBER INDEX—Continued

PART NO.	SUBGROUP	PART NO.	SUBGROUP	PART NO.	SUBGROUP
SP-18-466-1	0802.5	BX-303128	1202	WO-375917	0105.5
SP-18597-1X	1006	BX-303133	1202	WO-375994	0105.1
SP-18597-2X	1006	BX-303134	1202	WO-376373	0101
SP-18599-7X	1102	BX-303135	1202	WO-381510	0102.2
TI-U1864-20A	0605	BX-303136	1202	WO-391404	1202
AL-19X3168	0603	BX-303138	1202	RG-400023	1401
MSP-200-145	{1501	BX-303141	1204.3	RG-400025	1401
	{1504	BX-303142	1204.3	RG-400049	1401
SP-20128-1X	1006	BX-303173	1202	RG-400050	1401
SP-20128-2X	1006	BX-303174	1202	RG-401100	1401
WH-210818	0105.2	BX-303257	1202	RG-401138	1401
SP-2-1-1191	0802.7	BX-303259	1202	RG-402129	1401
HAC-21216F1	0609.1	A304039	1202	RG-402141	0611
A214539	0603	A308282	0106.2	SW-G418041	2208.1
A214739	0302.1	SP-310057X	0802.7	SW-418045	2208.1
A214741	0302.1	SP-310058	1201	SW-418046	2208.1
A214743	0302.1	SP-310059	1201	SW-G418049	2208.1
A214746	0302.1	SP-310085	1201	SW-418100	0607
A214750	0302.1	SP-310134X	0802.5	SW-418101	0607
A214752	0302.1	A311679	0613.1	SW-418102	0607
A214758	0302.1	A312057	0301	SW-418104	0607
A214759	0302.1	SP-31-246-2	0802.3	SW-418105	0607
A214761	0302.1	A323138	0302.1	SW-418107	0607
A214889	0302.1	WO-323397	0612	SW-418112	0607
A214987	0302.1	A327340	2202	SW-418113	0607
AL-2-15-3-50	0609.1	A327341	2202	SW-419106	0607
AL-2-15-4-50	0609.1	A327342	2202	SW-446125	2208.1
AL-2-15-8-49	0609.1	SP-330086	1201	RG-450161	0611
A226060	0103	SP-330087	1201	AC-456409	0302.1
SP-230007	0900	SP-330088	1201	RG-475104	1401
SP-230008	0900	SP-330089	1201	RG-500824	1401
SP-2-3-1111X	0900	SP-330090	1201	RG-500931	1401
SP-2-3-1131X	0900	SP-330091	1201	RG-502282	1401
SP-2-4-1421	0802.5	SP-330150	1201	RG-505765	1401
SP-2-4-1451X	1102	SP-330151	1201	IL-510210	0609.1
B246309	0304.5	SP-330152	{0802.5	IL-510214	0609.1
SP-25Q1250	0804		{0802.7	IL-510220	0609.1
SP-25Q1251	0804	WO-330964	0106.1	IL-510221	0609.1
TRI-2618-17	2202	GE-331B151	0605	CA-5-11373	1401
A281413	0301	GE-331B152	0613.1	IL-520312	09.1
A281437	0301	NMP-333D160	1002	SP-550163	1002
A281457	0301	WO-339043	0202	SP-550179	1002
MAT-2816-25	1601.1	WO-339372	{1601.1	SP-550213	1002
A291788	0304.5		{1601.3	SP-550224	1002
A292984	0302.1	MSP-344-289	1501	SP-550233	1002
A293029	0301	MSP-344-290	1501	SP-550246	1002
A293030	0301	MSP-344-306	1501	SP-55-454-3	2208.1
A293034	0301	MSP-344-324	1501	WO-605688	1806
A293056	0301	A346734	0301	OKS-613306	0304.1
A293063	0301	A346736	0301	OKS-613387	0304.1
WO-300143	0108	A346738	0301	WO-630004	0301
WO-K300159	1806	WO-347002	{0613.1	WO-630068	0202
SP-30067-1	1401		{2202	WO-630112	0202
SP-30067-2	1401	TD-TI-3722-V-48	1201	WO-630117	0202
SP-30102-1	1006	WO-372438	0312	WO-630129	0201
SP-30102-2	1006	WO-374586	1202	WO-630262	0102.1
BX-302691	1202	WO-375877	0102.1	WO-630285	0102.2
BX-303117	1202			WO-630288	0102.2

ORDNANCE AND MANUFACTURERS' PART NUMBER INDEX—Continued

ART NO.	SUBGROUP	PART NO.	SUBGROUP	PART NO.	SUBGROUP
WO-630299	0106.5	WO-637583	1204.1	WO-640020	0105.5
WO-630303	0105.1	WO-637590	1204.1	WO-640034	0504
WO-630305	0105.1	WO-637597	1204.1	WO-640038	1104.1
WO-630365	0105.5	WO-637598	1204.1	WO-640112	0202
WO-630389	0106.1	WO-637604	1204.1	WO-640123	0202
WO-630390	0106.1		{0603	WO-640193	0612
WO-630396	0106.6	WO-637605	1204.1	WO-640343	2002.
WO-630397	0106.6	WO-637606	1204.1	WO-640351	0701
WO-630398	0106.6	WO-637615	0604.1	WO-640389	0702.1
WO-630518	0106.1	WO-637790	0102.2	WO-640390	0702.1
WO-630593	{0202	WO-637905	1202	WO-640391	0702.1
	}1206	WO-637936	1604.1	WO-640392	0702.1
WO-630753	1401	WO-638156	0202	WO-640393	0702.1
WO-630754	1401	WO-638157	0202	WO-640394	0702.1
WO-630755	1401	WO-638159	0202	WO-640395	0702.1
WO-632156	0103	WO-638513	0102.1	WO-640396	0702.1
WO-632157	{0103	WO-638636	0105.1	WO-640397	0702.1
	}0104.1	WO-638737	0302.1	WO-640398	0702.1
WO-632177	0202	WO-638780	1201	WO-640399	0702.1
WO-633948	2202	WO-638918	1401	WO-640400	0702.1
WO-634762	0800	WO-639102	1401	WO-640401	0702.1
WO-634796	0102.1	WO-639103	1401	WO-640405	0702.1
WO-634813	0106.1	WO-639108	1401	WO-640409	0702.1
WO-634814	0401	WO-639109	1401	WO-640410	0702.1
WO-635097	0304.1	WO-639110	1401	WO-640411	0702.1
WO-635377	0102.2	WO-639121	1401	WO-640412	0702.1
WO-635863	0704	WO-639191	1401	WO-640413	0702.1
WO-635868	0704	WO-639429	0802.5	WO-640417	0702.1
WO-635886	0101	WO-639578	0201	WO-640418	0702.1
WO-636148	0104.1	WO-639818	1102	WO-640419	0702.1
WO-636298	0504	WO-639862	0104.2	WO-640420	0702.1
WO-636344	1104.1	WO-639864	0104.1	WO-640422	0702.1
WO-636360	{1002	WO-639949	1204.3	WO-640427	0702.1
	}1102	WO-639959	{1002	WO-640428	0702.1
WO-636372	1311		}1102	WO-640431	0702.1
WO-636374	1104.1	WO-639960	{1002	WO-640578	0201
WO-636527	1002		}1102	WO-640617	2002
WO-636553	1102	WO-639961	{1002	WO-640618	2002
WO-636565	{1002		}1102	WO-640619	2002
	}1102	WO-639962	{1002	WO-640622	2002
WO-636566	1002		}1102	WO-640623	2002
WO-636568	1002	WO-639969	{1002	WO-640624	2002
WO-636570	1102		}1102	WO-640625	2002
WO-636577	1001	WO-639970	{1002	WO-640626	2002
WO-636863	1202		}1102	WO-640627	2002
WO-636961	0104.1	WO-639971	{1002	WO-640628	2002
WO-637042	0104.1		}1102	WO-640629	2002
WO-637053	0504	WO-639972	{1002	WO-640630	2002
WO-637234	1002		}1102	WO-640632	2002
WO-637235	1002	WO-639973	{1002	WO-640659	2002
WO-637236	0102.2		}1102	WO-640699	1002
WO-637426	1204.5	WO-639974	{1002	WO-640777	0702
WO-637427	1204.5		}1102	WO-640778	0702
WO-637432	1204.5	WO-639975	{1002	WO-640779	0702
WO-637539	1204.3		}1102	WO-640782	0702
WO-637545	1204.3	WO-639979	0106.6	WO-640783	0702
WO-637578	1204.3	WO-639980	0106.6	WO-640784	0702
WO-637579	1204.3	WO-639993	0504	WO-640785	0702

ORDNANCE AND MANUFACTURERS' PART NUMBER INDEX—Continued

PART NO.	SUBGROUP	PART NO.	SUBGROUP	PART NO.	SUBGR
WO-640786	0702.3	WO-642764	0704	WO-646316	0102.1
WO-640885	1311	WO-642765	0704	WO-646421	0105.1
WO-640886	1202	WO-642766	0704	WO-646620	1401
WO-640888	1202	WO-642767	0704	WO-646812	0503
WO-640893	0702.1	WO-642768	0704	WO-646942	1501
WO-640894	0702.1	WO-642769	0704	WO-647008	1401
WO-640942	1204.5	WO-642770	0704	WO-647026	1501
WO-640943	1204.5	WO-642943	1605	WO-647061	1102
WO-640945	1104.1	WO-642944	1605	WO-647062	1102
WO-640959	1104.1	WO-642987	1601.3	WO-647063	1102
WO-640965	1102	WO-643334	0105.1	WO-647071	0105.2
WO-640966	1104.1	WO-643621	0702.3	WO-647072	0105.2
WO-640967	1104.1	WO-643671	1204.1	WO-647078	0102.1
WO-640968	1104.1	WO-643834	0105.5	WO-647089	1401
WO-640969	1104.1	WO-643839	0102.1	WO-647098	1401
WO-640972	1104.1	WO-644122	0800	WO-647099	1401
WO-640973	1104.1	WO-644141	1002	WO-647282	1204.1
WO-640974	1104.1	WO-644142	1002	WO-647286	1204.1
WO-641047	0106.1	WO-644148	1002	WO-647289	1204.1
WO-641049	0105.3	WO-644233	0704	WO-647297	1204.1
WO-641050	0106.6	WO-644316	0702.5	WO-647415	1501
WO-641096	0105.5	WO-644319	0801	WO-647468	0102.1
WO-641281	0105.5	WO-644366	0202	WO-647492	1204.1
WO-641282	0105.5	WO-644542	1105.5	WO-647574	1805
WO-641283	0105.5	WO-644551	0702.3	WO-647592	1204.1
WO-641479	0106.1	WO-644552	0702.3	WO-647606	1204.1
WO-641480	0106.1	WO-645071	1501	WO-647634	1206
WO-641482	0106.1	WO-645072	1501	WO-647635	1206
WO-641483	0106.1	WO-645093	0105.1	WO-648069	1204.1
WO-641484	0106.1	WO-645160	0102.2	WO-648438	0501
WO-641695	0201	WO-645161	0102.2	WO-648439	0501
WO-641742	0106.1	WO-645162	0102.2	WO-648452	0304.5
WO-641768	0104.2	WO-645163	0102.2	WO-648591	0306
WO-641769	{0104.2	WO-645164	0102.2	WO-648674	1204.3
	{0105.2	WO-645165	0102.2	WO-648766	0108
WO-641770	0104.2	WO-645166	0102.2	WO-648791	0105.2
WO-641771	0104.2	WO-645167	0102.2	WO-648795	0108
WO-641772	0104.2	WO-645168	0102.2	WO-648798	0105.2
WO-641773	0104.2	WO-645169	0102.2	WO-648803	0105.2
WO-641774	0104.2	WO-645170	0102.2	WO-648807	0105.2
WO-641775	0104.2	WO-645171	0102.2	WO-648852	0503
WO-641929	{0202	WO-645539	{0106.6	WO-648865	0106.6
	{1206		{1204.5	WO-648886	0108
WO-642013	1204.3	WO-645595	0105.3	WO-648927	0610
WO-642014	1204.3	WO-645628	0106.1	WO-648935	0108
WO-642052	1501	WO-645629	0106.1	WO-648974	1204.1
WO-642121	1102	WO-645663	1401	WO-649052	0106.5
WO-642188	0802.3	WO-645702	1501	WO-649219	1401
WO-642189	0802.3	WO-645789	1102	WO-649240	1401
WO-642191	0802.3	WO-645790	1102	WO-649454	{1002
WO-642214	0106.1	WO-645905	0503		{1102
WO-642233	0609.1	WO-645980	0702.1	WO-649666	0105.1
WO-642520	0105.5	WO-646073	{0312	WO-649692	0609.
WO-642623	0202		{2002.5	WO-649704	0800
WO-642624	0202	WO-646147	0106.1	WO-649705	1501
WO-642754	0701	WO-646232	0503	WO-649707	0100.
WO-642758	0704	WO-646238	1311	WO-649708	0101
WO-642759	0704	WO-646239	1311	WO-649709	0105.

ORDNANCE AND MANUFACTURERS' PART NUMBER INDEX—Continued

PART NO.	SUBGROUP	PART NO.	SUBGROUP	PART NO.	SUBGROUP
WO-649720	0503	WO-670540	1801	WO-673580	1806
WO-649721	0505	WO-670926	1808	WO-673581	1806
WO-649722	0102.1	WO-670929	1808	WO-673586	1806
WO-649726	0608	WO-670953	1808	WO-673587	1806
WO-649739	0309		2201	WO-673593	1806
WO-649751	0105.1	WO-671829	1800		1703
WO-649769	1006	WO-671960	1806	WO-673597	1804
WO-649770	1006	WO-671961	1806		2201
WO-649771	1006	WO-671962	1806		0609.2
WO-649772	1006	WO-671963	1806	WO-673600	1804
WO-649782	1004	WO-671968	2201		1806
WO-649783	1004	WO-671979	2201		1808
WO-649784	1006	WO-672000	1806	WO-673621	1803.1
WO-649816	0601.1	WO-672012	1806		2101
	0601.3	WO-672016	1806	WO-673622	2202
WO-649817	0601.1	WO-672592	1803.1	WO-673623	2202
	0601.3	WO-672616	1804	WO-673631	1703
WO-649818	0601.1	WO-672846	1805	WO-673708	1808
	0601.3	SP-6-73-124	1006	WO-673709	1808
WO-649823	0105.5	WO-673158	2201	WO-673719	2202
WO-649849	0102.1	SP-6-73-218	1201	WO-673771	2201
WO-649859	1204.5	WO-673325	1804	WO-673774	1806
WO-649865	0401	WO-673339	1804		2201
WO-649869	0401	WO-673344	1504	WO-673775	1806
WO-649873	1311	WO-673349	1504	WO-673777	2201
WO-649874	1311	WO-673371	1806	WO-673782	2201
WO-649875	1311	WO-673387	1806	WO-673791	2201
WO-649878	1311	WO-673408	1806	WO-673794	2201
WO-649936	1311	WO-673415	0306	WO-673797	2201
WO-649937	1311	WO-673420	1504	WO-673803	2201
WO-649938	1311	WO-673436	1703	WO-674004	2201
WO-649995	1401	WO-673438	0612	WO-674078	1808
WO-650482	0312		1703	WO-674080	1808
WO-650483	0312	WO-673456	1804	WO-674081	1808
WO-650484	0312		1806	WO-674086	1808
WO-650684	0202		1808	WO-674176	2201
	1206	WO-673457	1808	WO-674230	1805
WO-663079	1804	WO-673458	1504		1808
WO-663194	1803.1	WO-673468	1701	WO-674232	1808
WO-663195	1803.1		2101	WO-674267	1804
WO-663336	1808	WO-673472	1808	WO-674316	1805
WO-663428	1803.1	WO-673474	1805		1701
WO-663476	1808	WO-673481	1805		1703
WO-663492	1808	WO-673483	1805	WO-674350	1804
WO-663493	1808	WO-673497	1806		1805
WO-663595	2201	WO-673498	1806		1808
WO-663596	2201	WO-673501	1803.1		2101
WO-663597	2201		2101	WO-674334	1805
WO-663858	1701	WO-673504	1806	WO-674365	1805
WO-664418	1504	WO-673511	1806	WO-674408	1805
WO-664595	1806	WO-673528	1806	WO-674418	1806
WO-664933	1806	WO-673553	1804	WO-674425	1806
WO-664934	1806	WO-673557	1806	WO-674426	1806
WO-666197	1800	WO-673561	1806	WO-674427	1806
WO-669118	0101	WO-673562	1806	WO-674598	1805
WO-669904	0612	WO-673569	2202	WO-674621	2201
	1804	WO-673577	1806	WO-674622	2201
WO-670372	1806	WO-673579	1806	WO-674651	2202

ORDNANCE AND MANUFACTURERS' PART NUMBER INDEX—Continued

PART NO.	SUBGROUP	PART NO.	SUBGROUP	PART NO.	SUBGROUP
WO-674743	1805	WO-680239	1804	WO-680466	1701
WO-674789	2201	WO-680241	1804	WO-680475	1703
WO-674790	2201	WO-680253	0502	WO-680477	0612
WO-674882	1805	WO-680255	0502	WO-680478	0612
WO-674884	1805	WO-680256	0502	WO-680479	0612
	0612	WO-680257	1806	WO-680503	2201
	1701	WO-680266	1804	WO-680505	1804
WO-674898	1703	WO-680270	1703	WO-680506	1805
	1804	WO-680274	0612	WO-680509	1805
	1805	WO-680283	1804	WO-680559	1804
	1808	WO-680284	1804	WO-680561	0612
WO-674910	1805	WO-680291	2101	WO-680565	1804
WO-674919	1805	WO-680292	2101	WO-680566	1804
WO-674927	1804	WO-680293	1703	WO-680568	1804
	1808	WO-680301	0612	WO-680569	1804
WO-674939	1805	WO-680302	1804	WO-680575	1804
WO-674953	1805	WO-680303	0612	WO-680577	1703
WO-674956	1808	WO-680306	0612	WO-680580	1804
WO-674957	1808	WO-680307	0612	WO-680607	1804
WO-674959	1808	WO-680309	1808	WO-680624	1805
WO-674967	1808	WO-680310	1808	WO-680625	1805
	0105.2	WO-680312	1808	WO-680627	1804
WO-674993	1808	WO-680320	2201	WO-680628	1804
	1812	WO-680330	2201	WO-680629	1804
WO-675071	1808	WO-680333	2201	WO-680630	1804
WO-675137	1806	WO-680334	2201	WO-680631	1805
WO-675141	2101	WO-680340	0612	WO-680632	1804
WO-675206	1808	WO-680351	2201	WO-680633	1804
WO-675567	1805	WO-680371	1804	WO-680634	1804
WO-676729	1812	WO-680372	1804	WO-680637	1800
WO-677149	2202	WO-680381	0612	WO-680641	1804
WO-677150	2202	WO-680382	0612	WO-680664	1703
WO-677153	2202	WO-680398	1804	WO-680679	2101
WO-677277	1804	WO-680399	1805	WO-680686	2201
WO-677412	2201	WO-680402	1804	WO-680687	0612
WO-677417	2201	WO-680403	1701	WO-680750	2202
WO-677418	2201	WO-680404	1808	WO-680751	1804
WO-677712	1804	WO-680406	1804	WO-680752	1804
WO-677786	0612	WO-680409	2101	WO-680768	2202
WO-677836	1806	WO-680416	1804	WO-680769	2201
WO-677927	1701	WO-680420	2101	WO-680787	2202
WO-677928	1701	WO-680427	1804	WO-680819	1808
WO-677963	1808	WO-680430	1804	WO-680821	1804
WO-677999	1808	WO-680437	2201	WO-680822	1804
WO-680001	1701	WO-680439	1804	WO-680935	1703
WO-680002	1701		1701	WO-680936	1703
WO-680003	1805	WO-680445	1703	WO-680940	2201
WO-680123	0612		1804	WO-680951	1804
WO-680125	1701		1805	WO-680952	1804
WO-680128	1804	WO-680446	1804	WO-680956	1800
WO-680130	1804		1808	WO-680974	1808
WO-680143	1808	WO-680448	1701	WO-680987	1808
WO-680144	1804	WO-680450	2101	WO-680991	1805
WO-680146	1804	WO-680455	1701	WO-680992	1805
WO-680149	1808	WO-680456	1701	WO-680993	1804
WO-680150	1808	WO-680457	1703	WO-680994	1703
WO-680156	1806	WO-680460	0613.1	WO-681003	1804
WO-680159	1805	WO-680465	1701	WO-681004	1804

ORDNANCE AND MANUFACTURERS' PART NUMBER INDEX—Continued

PART NO.	SUBGROUP	PART NO.	SUBGROUP	PART NO.	SUBGROUP
WO-681005	1804	WO-683013	1812	WO-684560	1800
WO-681006	1804	WO-683023	2201	WO-684565	1701
WO-681026	2202	WO-683024	2201	WO-684566	1701
WO-681037	1804	WO-683029	1812	WO-684569	2101
WO-681039	2101	WO-683107	1808	WO-684570	2101
WO-681080	2202	WO-683310	0502	WO-684577	0501
WO-681161	1806	WO-683517	1701	WO-684720	0612
	1804	WO-683518	1701	WO-684724	0612
WO-681165	1808	WO-683573	1804	WO-684725	0612
	2201	WO-683574	2101	WO-684726	0612
WO-681166	0612	WO-683575	2101	WO-684727	0612
WO-681167	1805	WO-683576	2101	WO-684728	0612
WO-681181	1804	WO-683828	1504	WO-684729	0612
WO-681184	1804	WO-683850	1812	WO-684730	1804
WO-681189	1806	WO-683852	1504	WO-684731	0612
WO-681190	1504	WO-683864	1808	WO-684732	0612
WO-681192	1808	WO-683909	1805	WO-684810	1804
WO-681206	1806	WO-683911	1808	WO-684834	1804
WO-681207	1806	WO-683912	1812	WO-684845	1808
WO-681233	1703	WO-683913	1812	WO-684914	1804
WO-681261	1808	WO-683937	1804	WO-684915	0501
WO-681263	1703	WO-683955	1804	WO-684917	1804
WO-681264	1808	WO-683982	1812	WO-684918	1804
WO-681266	1808	WO-683991	2201	WO-684937	1812
WO-681268	1804	WO-683992	2201	WO-684940	1812
WO-681272	1808	WO-684004	1805	WO-684949	1812
WO-681273	1808	PR-68-4020	0104.1	WO-684953	1812
WO-681274	1804	PR-68-4030	0104.1	WO-684957	1812
	1808	PR-68-4040	0104.1	WO-684961	1812
WO-681275	1804	WO-684072	1803.1	WO-684962	1812
	1808	WO-684117	1805	WO-684964	1812
WO-681347	2101	WO-684129	1803.1	WO-684972	1812
WO-681348	2101	WO-684130	1803.1	WO-684973	1812
WO-681406	1804	WO-684131	1803.1	WO-684975	1812
WO-681439	2101	WO-684132	1803.1	WO-684980	2201
WO-681440	1804	WO-684155	1803.1	WO-684988	2201
WO-681443	2101	WO-684177	1806	WO-684996	2201
WO-681444	2101	WO-684184	1806	WO-684999	1812
WO-681455	1804	WO-684185	1806	WO-685000	2201
WO-681456	1804	WO-684189	1804	WO-685056	1804
WO-681457	1804	WO-684190	1804	WO-685071	1804
WO-681458	1804	WO-684192	1805	WO-685077	1808
WO-681512	1804	WO-684239	2201	WO-685143	1806
WO-681671	1808	WO-684241	1804	WO-685149	1806
WO-681672	1808	WO-684246	1805	WO-685154	1806
WO-681758	0612	WO-684248	1805	WO-685158	1806
WO-681786	1804	WO-684249	1806	WO-685174	1504
WO-681955	1808	WO-684250	1806	WO-685257	1805
WO-681956	1808	WO-684253	1804	WO-685262	1806
WO-682074	1504	WO-684258	2201	WO-685277	1808
WO-682169	1701	WO-684278	2201	WO-685285	1806
WO-682197	1805	WO-684285	1701	WO-685286	1806
WO-682637	1804	WO-684290	0502	WO-685290	1806
WO-682803	2201	WO-684295	1808	WO-685299	1808
WO-682884	2201	WO-684296	1808	WO-685361	1812
WO-683000	2201	WO-684501	1701	WO-685362	1504
WO-683003	2201	WO-684538	0502	WO-685363	1504
WO-683009	1805	WO-684555	1804	WO-685366	1812

ORDNANCE AND MANUFACTURERS' PART NUMBER INDEX—Continued

PART NO.	SUBGROUP	PART NO.	SUBGROUP	PART NO.	SUBGROUP
WO-685369	1806	WO-685790	1808	WO-691543	1812
WO-685380	1504	WO-685809	1808	WO-691544	1812
WO-685384	1806	WO-685810	1808	WO-691545	1806
WO-685386	1806	WO-685813	1808	WO-691546	1806
WO-685387	1806	WO-685815	1808	WO-691547	1806
WO-685388	{1804	WO-685838	1803.1	WO-691549	1806
	1812	WO-685850	1812	WO-691550	1806
WO-685389	1504	WO-685851	1812	WO-691551	1806
WO-685403	0502	WO-685853	1812	WO-691552	1806
WO-685404	0502	WO-685854	1812	WO-691553	1806
WO-685405	0502	WO-685856	1812	WO-691593	1805
WO-685406	0502	WO-685858	1812	WO-K700695	1501
WO-685424	1812	WO-685865	2201	RG-O78053-9¼	1401
WO-685433	1812	WO-685867	1805	TRI-79016-4	2202
WO-685434	1804	WO-685901	1800	WO-800002	0504
WO-685447	1800	WO-685902	2201	WO-800023	1204.1
WO-685449	1806	WO-685904	1812	WO-800044	1313
WO-685451	1812	WO-685910	2201	WO-800048	1501
WO-685452	1812	WO-685911	1808	WO-800051	1503
WO-685453	2201	WO-685912	1808	WO-800068	1004
WO-685456	1804	WO-685913	1808	WO-800078	2101
WO-685467	1806	WO-685914	1808	WO-800079	0700
WO-685468	1804	WO-685928	1812	WO-800093	0102.1
WO-685471	1808	WO-685930	1812	WO-800095	1004
WO-685472	1812	WO-686135	2201	WO-800127	0602
WO-685500	1806	WO-686143	2201	WO-800173	0105.2
WO-685506	1806	WO-686144	2201	WO-800193	0612
WO-685507	1806	WO-686145	2201	WO-800200	0105.2
WO-685513	1806	WO-686146	2201	WO-800213	0610
WO-685514	1806	WO-686152	2201	WO-800226	1703
WO-685517	1806	WO-687079	1806	WO-800293	0503
WO-685521	1806	WO-687255	1806	WO-800337	1503
WO-685525	1806	WO-687682	1804	WO-800338	1503
WO-685527	1812	WO-687869	1806	WO-800347	0304.5
WO-685528	1812	WO-687887	1812	WO-800361	0302.1
WO-685536	2201	WO-687889	1812	WO-800378	0609.1
WO-685537	2201	WO-687912	1812	WO-800390	2101
WO-685539	2201	WO-687914	1812	WO-800391	0617
WO-685540	2201	WO-688119	1812	WO-800392	0617
WO-685545	2201	WO-688231	1701	WO-800393	0607
WO-685555	2201	WO-688232	1701	WO-800417	0105.1
WO-685560	2201	WO-688233	1701		0607
WO-685566	1806	WO-688234	1701		0609.1
WO-685567	1806	WO-688998	1504	WO-800422	0609.2
WO-685568	1806	WO-689016	1504		0613.1
WO-685569	1806	WO-689023	1504		0617
WO-685569	1806	WO-689537	1801	WO-800425	0613.1
WO-685679	1805	WO-691357	1804	WO-800426	0613.1
WO-685709	1812	WO-691358	1804	WO-800451	0607
WO-685716	2201	WO-691393	1806	WO-800452	0607
WO-685721	1804	WO-691394	1806	WO-800467	0613.1
WO-685739	1804	WO-691395	1806	WO-800517	0105.3
WO-685781	1812	WO-691396	1812	WO-800527	1206
WO-685783	1812	WO-691397	1812	WO-800537	2210
WO-685785	1812	WO-691537	1806	WO-800549	0106.6
WO-685786	1808	WO-691539	1806	WO-800550	0105.2
WO-685787	1808	WO-691540	1806	WO-800580	2001.1
WO-685789	{1806	WO-691541	1806	WO-800589	0105.2
	1808				

ORDNANCE AND MANUFACTURERS' PART NUMBER INDEX—Continued

PART NO.	SUBGROUP	PART NO.	SUBGROUP	PART NO.	SUBGROUP
WO-800605	1501	WO-801238	0601.1	WO-801566	1401
WO-800699	0612	WO-801243	0613.1	WO-801568	1805
WO-800713	1204.1	WO-801244	{1601.1		{0701
WO-800730	1313		{1601.3	WO-801660	{0801
WO-800737	1401	WO-801245	{1601.1		{1004
WO-800741	0302.1		{1601.3	WO-801661	{1501
WO-800766	2210	WO-801247	{0601.1		{1504
WO-800781	1501		{0601.3	WO-801662	1206
WO-800783	0312	WO-801249	0613.1	WO-801663	1206
WO-800798	1311	WO-801250	0613.1	WO-801664	1206
WO-800799	0401	WO-801251	0613.1	WO-801666	1401
WO-800802	2202	WO-801252	0613.1	WO-801682	1503
WO-800803	0312	WO-801263	0306		{0607
WO-800804	0312	WO-801264	1401		{0609.1
WO-800809	0100.2	WO-801265	1401	WO-801692	{0609.2
WO-800817	1503	WO-801266	0306		{0611
WO-800818	0804	WO-801279	1401		{0613.1
WO-800820	1503	WO-801328	0801		{0617
WO-800821	1601.1	WO-801330	0804	WO-801693	0613.1
WO-800823	1601.1	WO-801331	0804	WO-801694	0612
WO-800825	1501	WO-801332	0804	WO-801695	1501
WO-800826	0105.1	WO-801367	{0802.7	WO-801697	0612
WO-800827	0105.1		{1002	WO-801699	0505
WO-800828	0105.1	WO-801371	0104.1	WO-801707	1311
WO-800829	0105.1	WO-801386	2101	WO-801708	1311
WO-800867	1401	WO-801393	1204.5	WO-801709	1311
WO-800868	1401	WO-801394	1204.5	WO-801728	0501
WO-800876	0607	WO-801422	1401	WO-801730	0704
WO-800885	0504	WO-801423	1401	WO-801731	0704
WO-800896	1204.5	WO-801425	1401	WO-801732	0704
WO-800906	0611	WO-801458	{0607	WO-801733	0704
WO-800929	1503		{0609.2	WO-801735	1601.3
WO-800952	1204.5		{0607	WO-801736	1601.3
WO-800953	1204.5	WO-801460	{0609.2	WO-801759	1004
WO-800978	0304.5		{0613.1	WO-801762	1311
WO-800986	0105.1	WO-801476	0104.1	WO-801766	2001.1
WO-800995	2202	WO-801480	0104.1	WO-801767	2001.1
WO-801000	0101	WO-801492	0104.1	WO-801768	2001.1
WO-801042	0800	WO-801493	0104.1	WO-801770	2001.3
WO-801043	0800	WO-801494	0104.1	WO-801771	2001.3
WO-801045	{1601.1	WO-801495	0104.1	WO-801772	2001.3
	{1601.3	WO-801496	0104.1	WO-801773	2001.3
WO-801047	0503	WO-801500	0104.1	WO-801774	2002.1
WO-801048	0504	WO-801502	0104.1	WO-801778	1503
WO-801049	0504	WO-801503	0104.1	WO-801779	1503
WO-801053	0100.2	WO-801504	0104.1	WO-801780	1503
WO-801058	1805	WO-801529	0613.1	WO-801781	1503
WO-801081	0304.5	WO-801531	0617	WO-801782	1503
WO-801084	0304.5	WO-801534	0104.1	WO-801784	1503
WO-801085	0304.5	WO-801535	0104.1	WO-801785	1503
WO-801183	0802.5	WO-801536	0104.1	WO-801786	1503
WO-801186	1401	WO-801538	0104.1	WO-801787	1503
WO-801192	0613.1	WO-801539	0104.1	WO-801790	2210
WO-801193	{0613.1	WO-801540	0104.1	WO-801797	0603
	{0617	WO-801550	1401		{0612
WO-801194	0613.1	WO-801561	0306	WO-801809	{0613.1
WO-801201	{0613.1	WO-801562	0306		{2208.1
	{0617	WO-801565	1401	WO-801816	1401

ORDNANCE AND MANUFACTURERS' PART NUMBER INDEX—Continued

PART NO.	SUBGROUP	PART NO.	SUBGROUP	PART NO.	SUBGROUP
WO-801819	2210	WO-802608	0309	WO-804766	0100.1
WO-801820	2210	WO-802612	0704	WO-804782	0613.1
WO-801848	2002.5	WO-802613	0309	WO-804783	0608
WO-801860	0609.1	WO-802634	2210	WO-804784	0608
WO-801868	2001.3	WO-802635	0612	WO-804805	0201
WO-801869	2001.3	WO-802665	0304.5	WO-804812	0103
WO-801899	1313	WO-802765	1503	WO-804821	1311
WO-801900	1313	WO-802768	1503	WO-804826	0301
WO-801901	1313	WO-802825	1601.1	WO-804873	0610
WO-801926	1002	WO-802887	1104.1	WO-804975	{0615
WO-801927	1002	WO-802925	0103		}1202
WO-801929	1002	WO-802954	1601.1	WO-805003	{0306
WO-801933	0106.2	WO-803202	1401		}0603
WO-801937	1204.1	WO-803203	1401	WO-805004	{1804
	{0607	WO-803357	0312		}1812
WO-801977	{0609.2	WO-803358	{0312	WO-805005	1812
	{0613.1		}1201	WO-805014	0202
WO-802087	0106.2	WO-804041	2002.5	WO-805015	0202
WO-802088	0801	WO-804201	1204.5	WO-805016	0202
WO-802187	0505	WO-804276	0304.5	WO-805017	0201
WO-802255	2001.1	WO-804277	{0106.5	WO-805129	2208.1
WO-802295	0105.2		}0304.5	WO-805130	2208.1
WO-802298	1204.5	WO-804289	0103	WO-805238	1204.1
WO-802300	1001	WO-804306	0103	WO-805367	0105.2
WO-802311	0900	WO-804314	0103	WO-805368	0105.2
WO-802314	1006	WO-804319	0610	WO-805374	0105.2
WO-802315	1006	WO-804362	0603	WO-805375	0105.2
WO-802316	1006	WO-804367	0103	WO-805376	0105.2
WO-802319	1006	WO-804373	1804	WO-805377	0105.2
WO-802320	1006	WO-804376	0603	WO-805378	0105.2
WO-802321	1006	WO-804377	0103	WO-805472	0101
WO-802382	2202	WO-804379	0103	WO-805478	0312
WO-802410	0201	WO-804385	1401	WO-805479	0312
WO-802411	0201	WO-804386	1401	WO-805480	0312
WO-802414	0702.5	WO-804387	1401	WO-805483	0312
WO-802428	0609.1	WO-804390	1401	WO-805512	1501
WO-802429	0609.1	WO-804391	1401	WO-805513	1503
WO-802430	0609.1	WO-804392	1401	WO-805514	1501
WO-802454	{1601.1	WO-804396	0603	WO-805515	1501
	}1601.3	WO-804399	1401	WO-805518	1501
WO-802496	0106.2	WO-804402	0202	WO-805519	1501
WO-802498	1004	WO-804417	0103	WO-805520	1501
WO-802509	1204.5	WO-804418	0103	WO-805522	0100.2
WO-802550	1204.3	WO-804453	1501	WO-805545	0312
WO-802551	1204.3	WO-804484	0106.1	WO-805546	0312
WO-802552	1101	WO-804486	0106.1	WO-805547	0312
WO-802556	1101	WO-804488	0100.2	WO-805548	0312
WO-802557	1102	WO-804535	1401	WO-805552	1501
WO-802558	1102	WO-804611	2002.5	WO-805555	1501
WO-802559	1102	WO-804622	0105.2	WO-805556	1501
WO-802560	1102	WO-804623	0611	WO-805574	0608
WO-802561	1102	WO-804639	0607	WO-805575	1501
WO-802562	1102	WO-804744	0202	WO-805576	1501
WO-802563	1102	WO-804745	0202	WO-805580	{1601.1
WO-802564	1102	WO-804746	0201		}1601.3
WO-802576	0105.3	WO-804758	0603	WO-805592	1202
WO-802579	0704	WO-804764	2002.5	WO-805602	1202
WO-802587	0105.1	WO-804765	2002.5	WO-805635	1501

ORDNANCE AND MANUFACTURERS' PART NUMBER INDEX—Continued

PART NO.	SUBGROUP	PART NO.	SUBGROUP	PART NO.	SUBGROUP
WO-805643	1501	WO-806146	0104.1	WO-806435	0304.5
WO-805676	1401	WO-806153	0306	WO-806441	0304.1
WO-805677	1401	WO-806158	0306	WO-806445	0304.5
WO-805715	1501	WO-806162	1204.1	WO-806446	0304.5
WO-805719	1501	WO-806163	1204.5	WO-806447	0304.5
WO-805727	0302.1	WO-806172	0306	WO-806449	0304.5
WO-805728	0312	WO-806184	0306	WO-806450	0607
WO-805730	0101	WO-806185	0304.1	WO-806451	0304.1
WO-805767	0103	WO-806186	0304.5	WO-806515	0106.6
WO-805768	0103	WO-806187	0304.1	WO-806626	0309
WO-805777	1201	WO-806192	0103	WO-806627	0309
WO-805778	1201	WO-806206	0101	WO-806663	0306
WO-805779	0401	WO-806216	1501	WO-806664	0306
WO-805783	1004	WO-806217	1501	WO-806673	0612
WO-805784	1004	WO-806218	1501		1804
WO-805788	1000	WO-806219	1501	WO-806674	1804
WO-805789	1000	WO-806262	0605	WO-806675	0611
WO-805791	1100	WO-806266	0101	WO-806718	2208.1
WO-805815	0106.2	WO-806271	0301	WO-806719	2208.1
WO-805816	0106.6	WO-806279	0101	WO-806721	1204.5
WO-805820	0503	WO-806280	0101	WO-806746	1401
WO-805821	0503	WO-806281	0101	WO-806749	1401
WO-805822	0503	WO-806288	0101	WO-806750	1401
WO-805823	0501	WO-806317	0105.2	WO-806752	1401
WO-805824	0501	WO-806318	0105.2	WO-806764	0505
WO-805825	0501	WO-806320	0105.2	WO-806772	2210
WO-805842	0302.1	WO-806322	0502	WO-806773	2210
WO-805896	0103	WO-806330	0604.1	WO-806776	2210
WO-805905	0306	WO-806333	0312	WO-806832	0610
WO-805912	0309	WO-806334	0312	WO-806857	2210
WO-805913	0309	WO-806335	0312	WO-806876	0100.2
WO-805914	0610	WO-806337	0312	WO-806877	0101
WO-805935	0202	WO-806338	0312	WO-806878	0100.2
WO-806009	2001.3	WO-806339	0312	WO-806879	0100.2
WO-806012	0202	WO-806348	0105.1	WO-806909	1601.1
WO-806024	0802.7	WO-806357	0304.1		1601.3
WO-806025	1201	WO-806359	0304.5	WO-806910	1501
WO-806026	1201	WO-806363	0607	WO-806915	0611
WO-806027	1201	WO-806369	1401	WO-806916	0611
WO-806028	1201	WO-806370	1401	WO-806917	1401
WO-806034	1201	WO-806371	1401	WO-806950	0312
WO-806035	1201	WO-806372	1401	WO-806952	0312
WO-806036	0802.7	WO-806384	0612	WO-806953	0312
WO-806037	0802.5	WO-806388	0612	WO-806968	1601.1
WO-806038	0802.7	WO-806389	0612	WO-806969	1601.3
WO-806044	0800	WO-806393	0611	WO-806991	0106.6
WO-806045	0802.7	WO-806409	0613.1	WO-807005	0101
WO-806064	0304.5	WO-806410	0613.1	WO-807036	0101
WO-806065	0306	WO-806412	0611	WO-807111	0612
WO-806072	0601.3	WO-806413	0613.1	WO-807112	0611
WO-806115	1201	WO-806415	0613.1	WO-807134	0306
WO-806116	1201	WO-806417	0613.1	WO-807154	0617
WO-806117	1201	WO-806419	0304.5	WO-807164	0309
WO-806118	1201	WO-806420	0304.5	WO-807166	0304.5
WO-806141	0306	WO-806424	0201	WO-807176	0312
WO-806143	0104.1	WO-806428	0304.5	WO-807196	0613.1
WO-806144	0104.1	WO-806430	1401	WO-807202	0605
WO-806145	0104.1	WO-806433	0304.5	WO-807203	1204.1

ORDNANCE AND MANUFACTURERS' PART NUMBER INDEX—Continued

PART NO.	SUBGROUP	PART NO.	SUBGROUP	PART NO.	SUBGROUP
WO-807204	1204.1	WO-807695	0802.5	WO-808461	1601.1
WO-807205	0306	WO-807700	0304.5	WO-808462	1601.3
WO-807208	{0202	WO-807706	0106.6	WO-808466	1601.3
	1206	WO-807707	0105.1	WO-808467	1601.1
WO-807266	1002	WO-807708	0105.1	WO-808476	{0100.1
WO-807267	1101	WO-807709	0105.1		0503
WO-807279	{0613.1	WO-807710	0503	WO-808503	0607
	0617	WO-807711	0304.5	WO-808519	0607
WO-807281	1202	WO-807713	0106.5	WO-808565	0607
WO-807282	1202	WO-807719	1501	WO-808566	0607
WO-807283	1202	WO-807737	0605	WO-808567	0610
WO-807284	1202	WO-807738	0605	WO-808568	0607
WO-807292	1202	WO-807739	0605	WO-808569	0607
WO-807311	0607	WO-807762	0103	WO-808595	1311
WO-807325	0306	WO-807767	0802.7	WO-808610	0613.1
WO-807327	{0202	WO-807779	0900	WO-808622	0607
	1206	WO-807780	0900	WO-808666	0100.1
WO-807328	0202	WO-807781	0900	WO-808668	1605
WO-807329	1206	WO-807784	0900	WO-808672	1605
WO-807330	0306	WO-807787	1501	WO-808678	1605
WO-807331	0306	WO-807801	0900	WO-808693	1605
WO-807342	0105.1	WO-807810	0304.5	WO-808699	1605
WO-807355	0306	WO-807811	0304.5	WO-808703	1605
WO-807356	1204.3	WO-807845	2202	WO-808707	1601.3
WO-807357	1204.3	WO-807846	2202	WO-808708	1601.3
WO-807367	1202	WO-807872	1000	WO-808709	1601.1
WO-807371	1202	WO-807873	1000	WO-808710	1601.1
WO-807374	1202	WO-807874	1100	WO-808713	1605
WO-807375	1202	WO-807875	1100	WO-808714	1605
WO-807377	1202	WO-807889	0103	WO-808716	1605
WO-807378	1202	WO-807892	0802.5	WO-808717	1605
WO-807386	0106.5	WO-807941	0104.2	WO-808769	1311
WO-807390	0106.6	WO-807944	0104.2	WO-808770	1311
WO-807392	0106.6	WO-807947	0104.2	WO-808774	{0613.1
WO-807400	0304.1	WO-807948	0104.2		2202
WO-807411	1204.3	WO-807971	1808	WO-808788	1501
WO-807430	0304.5	WO-808137	{0309	WO-808789	1501
WO-807466	2210		0610	WO-808790	1501
WO-807471	0202	WO-808319	0501	WO-808793	0104.1
WO-807472	1401	WO-808333	0312	WO-808794	0104.1
WO-807473	1401	WO-808359	0106.6	WO-808795	0104.1
WO-807474	1401	WO-808363	0306	WO-808797	0104.1
WO-807475	1401	WO-808364	0306	WO-808798	0104.1
WO-807476	1401	WO-808374	2202	WO-808799	0104.1
WO-807477	1401	WO-808385	0106.1	WO-808858	0702.1
WO-807478	1401	WO-808414	1401	WO-808905	1204.5
WO-807479	1401	WO-808421	0604.1	WO-808906	1601.3
WO-807480	1401	WO-808438	1202	WO-808910	1601.3
WO-807488	0202	WO-808440	1202	WO-808913	2208.1
WO-807495	0304.5	WO-808441	1202	WO-808925	0306
WO-807499	1201	WO-808442	1401	WO-808926	0304.5
WO-807564	1503	WO-808444	1401	WO-808936	0202
WO-807578	1503	WO-808445	0607	WO-808945	1501
WO-807587	1501	WO-808450	1604.1	WO-808969	2101
WO-807690	0900	WO-808451	1604.1	WO-808980	0401
WO-807691	0900	WO-808453	1601.1	WO-808981	0401
WO-807693	1102	WO-808459	1601.3	WO-808988	1601.1
WO-807694	1002	WO-808460	1601.1	WO-808998	0306

ORDNANCE AND MANUFACTURERS' PART NUMBER INDEX—Continued

PART NO.	SUBGROUP	PART NO.	SUBGROUP	PART NO.	SUBGROUP
WO-809021	0104.1	WO-809828	0607	WO-811657	2210
WO-809022	0104.1	WO-809829	0607	WO-811673	1503
WO-809023	0104.1	WO-809830	0607	WO-811687	{0802.5
WO-809025	0104.1	WO-809831	0607		{0802.7
WO-809026	0104.1	WO-809832	0607	WO-811867	0617
WO-809027	0104.1	WO-809885	0304.1	WO-811890	{1601.1
WO-809045	0104.1	WO-809916	0106.6		{1601.3
WO-809047	0104.1	WO-809959	0611	WO-811900	0617
WO-809048	0104.1	WO-810058	0501	WO-811911	0612
WO-809049	0104.1	WO-810081	1006	WO-811913	1605
WO-809078	1401	WO-810082	1006	WO-811914	1605
WO-809082	1204.1	WO-810085	1006	WO-812050	0503
WO-809083	0304.1	WO-810086	1006	WO-812250	0610
WO-809084	0106.5	WO-810091	1006	MAT-8215-22	1601.1
WO-809118	1501	WO-810092	1006	MAT-8215-23	1601.1
WO-809119	0501	WO-810095	1006	MAT-8215-24	1601.1
WO-809120	0501	WO-810111	0306	MAT-8215-25	{1601.1
WO-809121	1501	WO-810112	0306		{1601.3
WO-809126	0306	WO-810197	0613.1	MAT-8215-26	{1601.1
WO-809149	1604.1	WO-810198	0613.1		{1601.3
WO-809161	1604.1	WO-810284	0610	MAT-8215-27	{1601.1
WO-809162	1503	WO-810289	0302.1		{1601.3
WO-809173	0611	WO-810491	0304.1	MAT-8215-28	{1601.1
WO-809189	1401	WO-810542	{1601.1		{1601.3
WO-809190	1401		{1601.3	MAT-8216-22	1601.3
WO-809191	1401	WO-810548	0613.1	MAT-8216-23	1601.3
WO-809192	1401	WO-810549	0613.1	MAT-8216-24	1601.3
WO-809200	1401	WO-810557	0312	MAT-8216-25	1601.3
WO-809228	0201	WO-810579	{1601.1	MAT-8216-26	{1601.1
WO-809236	{1601.1		{1601.3		{1601.3
	{1601.3	WO-810592	0312	MAT-8216-27	{1601.1
WO-809246	0304.5	WO-810607	0900		{1601.3
WO-809251	0610	WO-810822	1201	MAT-8216-28	{1601.1
WO-809260	0613.1	WO-810823	1201		{1601.3
WO-809261	0613.1	WO-810893	0609.2	GM-838263	0302.1
WO-809304	0103	WO-810894	0609.2	AC-855029	0302.1
WO-809403	0306	WO-810895	0609.2	CC-856464	0702.3
WO-809404	0306	WO-811211	2210	CC-856470	0702.3
WO-809429	1201	WO-811243	0607	CC-856471	0702.3
WO-809517	0106.6	WO-811244	0607	TRI-86520-1	2202
WO-809548	1101	WO-811245	0607	TRI-86521-3	2202
WO-809596	1804	WO-811246	0607	SCI-L8719-32	0617
WO-809624	0615	WO-811285	2210	TRI-P87350-1J	2202
WO-809626	0601.1	WO-811286	2210	WO-905744	0306
WO-809656	0106.5	WO-811292	0401	WO-905745	0306
WO-809689	0302.1	WO-811293	0401	WO-905857	1204.5
WO-809706	{0700	WO-811351	1311	WO-905858	1204.5
	{2001.3	WO-811407	1401	WO-906054	0610
WO-809723	1401	WO-811417	0306	WO-906062	0306
WO-809807	{1601.1	WO-811418	0306	WO-906171	1204.1
	{1601.3	WO-811439	0306	WO-906263	1501
WO-809816	0610	WO-811440	0306	WO-906408	1501
WO-809817	0607	WO-811473	1201	WO-906424	1501
WO-809819	2208.1	WO-811475	1201	WO-906638	{0202
WO-809820	0610	WO-811540	0401		{1206
WO-809821	0607	WO-811545	1605	WO-906703	1006
WO-809822	0607	WO-811598	1201	WO-906739	1501
WO-809823	0607	WO-811645	1204.1	WO-907147	1501

ORDNANCE AND MANUFACTURERS' PART NUMBER INDEX—Continued

PART NO.	SUBGROUP	PART NO.	SUBGROUP	PART NO.	SUBGROUP
WO-907818	1601.1	AC-1523122	0302.1	DR-1916107	0601.3
WO-907838	1601.1	AC-1523221	0302.1	DR-1916133	0601.3
WO-907878	0101	AC-1523259	0302.1	DR-1916134	0601.3
WO-907879	0105.3	AC-1523664	0302.1	DR-1916135	0601.3
WO-908301	1102	AC-1523802	0302.1	DR-1916137	0601.3
WO-908715	0302.1	AC-1523803	0302.1	DR-1916139	0601.3
WO-908767	0609.1	AC-1523805	0302.1	DR-1916140	0601.3
WO-908768	0609.1	AC-1537096	0302.1	DR-1916141	0601.3
WO-909342	2210	AC-1537195	0302.1	DR-1916143	0601.3
WO-909393	{0103	AC-1537811	0302.1	DR-1916149	0601.3
	1202	AC-1538355	0302.1	DR-1916150	0601.3
WO-909548	1311	AC-1538356	0302.1	DR-1916152	0601.3
WO-909663	1501	AC-1538357	0302.1	DR-1916153	0601.3
GL-918888	0609.1	AC-1538358	0302.1	DR-1916154	0601.3
GL-923121	0609.1	AC-1539810	0302.1	DR-1916155	0601.3
GL-928562	0607	AC-1542336	0304.5	DR-1916157	0601.3
GL-929353	0607	AC-1542837	0304.5	DR-1916158	0601.3
RG-9472-42 $\frac{3}{8}$	1401	AC-1542947	0304.5	DR-1916160	0601.3
WO-950984	1808	AC-1543013	0304.5	DR-1916209	0601.3
IHC-103299K1	0609.1	AC-1543018	0304.5	DR-1916211	0601.3
IHC-103305R1	0609.1	AC-1567648	0302.1	DR-1916320	0601.3
DR-1117495	0601.3	AC-1568220	2208.1	DR-1916321	0601.3
CC-1271718	0609.2	AC-1568362	2208.1	DR-1916322	0601.3
CC-1273325	0609.1	AC-1580260	2208.1	DR-1916325	0601.3
CC-1273326	0609.1	AC-1580377	0607	DR-1916413	0601.3
CC-1273357	0609.1	AC-1580677	0607	DR-1916415	0601.3
CC-1273439	0601.1	AC-1580678	0607	DR-1916416	0601.3
CC-1273972	0609.1	AC-1580684	0607	DR-1916417	0601.3
AC-1411094	0302.1	AC-1580690	0607	DR-1916419	0601.3
AC-1501207	0607	AC-1580836	0607	DR-1916541	0601.3
AC-1501244	0607	AC-1580890	0607	DR-1916542	0601.3
AC-1501463	0607	AC-1580891	0607	DR-1916642	0601.3
AC-1501476	0607	AC-1580892	0607	DR-1916643	0601.3
AC-1507429	0607	AC-1581351	2208.1	DR-1916646	0601.3
AC-1507430	0607	AC-1581436	2208.1	DR-1916773	0601.3
AC-1507492	0610	AC-1581449	2208.1	DR-1917894	0601.3
AC-1507502	0607	AC-1582076	0607	DR-1917993	0601.3
AC-1507680	0607	AC-1582077	0607	DR-1918043	0601.3
AC-1507975	0607	AC-1582314	0607	DR-1919234	0601.3
AC-1507980	0610	AC-1582371	0607	DR-1921747	0601.3
AC-1508003	0607	AC-1582372	0607	DR-1921755	0601.3
AC-1512422	0607	AC-1582890	0607	DR-1921760	0601.3
AC-1512423	0610	TI-S159-1864	0605	DR-1921761	0601.3
AC-1512669	0607	UCI-160334-1	0607	DR-1921762	0601.3
AC-1512676	0607	UCI-160334-9	0607	DR-1921764	0601.3
AC-1516860	0607	TD-1729-S227	1201	DR-1921772	0601.3
AC-1517561	0607	AXS-1819SV18/2	0609.2	DR-1921773	0601.3
AC-1517756	0610	SP-18-453-10	2208.1	DR-1922304	0601.3
AC-1517871	0607	DR-1903433	0607	DR-1997856	0607
AC-1521288	0302.1	DR-1904514	0601.3	SP-200121-1	0900
AC-1521906	0302.1	DR-1904516	0601.3	SP-200122-1	0900
AC-1521907	0302.1	DR-1906927	0601.3	SP-200122-2	0900
AC-1521908	0302.1	DR-1913360	0607	SP-22-381-19	0802.5
AC-1521909	0302.1	DR-1913678	0601.3	42-C-16600	2201
AC-1521953	0302.1	DR-1914906	0601.3	5160323	1204.1
AC-1522023	0302.1	DR-1915853	0601.3	5167516	0802.7
AC-1523043	0302.1	DR-1916007	0601.3	5175255	1401
AC-1523120	0302.1	DR-1916106	0601.3		

ORDNANCE AND MANUFACTURERS' PART NUMBER INDEX--Continued

PART NO.	SUBGROUP	PART NO.	SUBGROUP	PART NO.	SUBGROUP
5196397	{1005.5	AC-5592920	0302.1	7032628	0704
	{1105.5	AC-5592921	0302.1	7032624	0704
5214539	{0603	AC-5593181	0302.1	7032625	1204.5
	{1204.1	AC-5593764	0302.1	7032626	1006
5214776	0804	AC-5594069	0302.1	7032628	1004
5214784	0804	AC-5594260	0302.1	7032629	1101
5229645	2202	5701238	0601.3	7032630	1102
5232404	1311	GL-5932467	0609.1	7032631	1102
5232405	1311	GL-5933064	0609.1	7032632	1102
5246557	0202	IL-5935713	0609.1	7032633	1102
5246558	0202	GL-5935713	0609.1	7032634	1102
5261672	0302.1	GL-5937374	0609.1	7032635	{0802.5
5262210	0501	GL-5938368	0609.1		{0802.7
5276883	0702.1	IL-5939695	0609.1		{1002
5291787	0304.5	GL-5939695	0609.1		{1102
PC-5292274	0613.1	GL-5939696	0609.1	7036380	0802.7
PC-5292276	0617	IL-5939697	0609.1	7036567	1401
PC-5292376	0612	GL-5939697	0609.1	7036575	0304.1
PC-5293257	0605	IL-5939700	0609.1	7036578	0106.6
5294507	0609.1	GL-5939700	0609.1	7036584	1401
5304050	1202	IL-5939701	0609.1	7036585	1401
5307283	0604.1	GL-5939701	0609.1	7036587	1401
5307289	0900	GL-5939703	0609.1	7036588	1401
5307299	0900	GL-5939705	0609.1	7039934	0106.2
5308275	0603	IL-5939708	0609.1	7044253	1503
5308280	0106.2	GL-5939708	0609.1	7047970	0304.5
5308281	0106.2	GL-5939709	0609.1	7047998	{0304.5
5308307	0603	IL-5939710	0609.1	7048736	{0613.1
5322952	1401	GL-5939710	0609.1		0401
5327338	2202	IL-5939713	0609.1	7056639	0612
5336400	0304.5	GL-5939713	0609.1	7056708	{0609.1
5346760	0603	GL-5939715	0609.1		{0613.1
5346762	0603	IL-5939716	0609.1		{0617
5346767	0604.1	GL-5939716	0609.1	7056715	0613.1
5346768	0604.1	IL-5939719	0609.1	7058965	2202
5346774	0604.1	GL-5939719	0609.1	7065900	0704
5346775	0604.1	IL-5939730	0609.1	7073209	1503
5346784	0604.1	GL-5939730	0609.1	7073213	1503
5381088	0607	GL-5939750	0607	7099460	2202
AC-5569469	0605	AC-5939764	0607	TD-TI-722-8-333	1201
AC-5590046	0302.1	GL-5939765	0607	7320642	0609.1
AC-5590460	0302.1	GL-5939768	0607	7320658	0609.1
AC-5590533	0302.1	GL-5939781	0609.1	7324058	0301
AC-5591830	0302.1	GL-5939783	0609.1	7324060	0301
AC-5591860	0302.1	6210568	0609.1	7324833	0612
AC-5592251	0302.1	6245928	0106.2	7324835	0312
AC-5592291	0302.1	SP-6-73-1117	1004	7324840	{0103
AC-5592295	0302.1	7000997	2202	7324841	{0104.1
AC-5592300	0302.1	7001411	1202		0201
AC-5592332	0302.1	7001905	0302.1	7324918	1201
AC-5592406	0302.1	7001906	0302.1	7326118	0202
AC-5592409	0302.1	7010695	0302.1	7327479	0304.1
AC-5592835	0302.1	7010699	0302.1	7328291	1311
AC-5592836	0302.1	7016403	0302.1	7328292	1311
AC-5592839	0302.1	UTS-TO70D17775	0304.1	7328293	1311
AC-5592893	0302.1	7032605	0304.5	7328294	1311
AC-5592898	0302.1	7032606	1104.1	7328371	1311
AC-5592899	0302.1	7032607	0304.5	7328375	1311
				7328376	1311

ORDNANCE AND MANUFACTURERS' PART NUMBER INDEX—Continued

PART NO.	SUBGROUP	PART NO.	SUBGROUP	PART NO.	SUBGROUP
7329277	0104.1	7353508	0609.1	7371195	{0613.1
7329386	0604.1	7353590	0609.1		}2202
7330714	0104.1	7355736	0601.3	7371204	0802.7
7340237	1206	7355830	2208.1	7371210	0801
7343032	1604.1	7355938	0617	7371212	0802.5
7343086	0613.1	7358569	0604.1	7371213	0802.3
7343368	0301	7358618	0607	7371226	0102.1
7346940	0612	7358619	0607	7371227	0102.2
	{0612	7358620	0607	7371229	0102.2
7346945	{0613.1	7358621	0607	7371231	0103
	}2208.1	7358623	0607	7371235	0105.1
7346969	0604.1	7358626	0607	7371237	0105.1
7347355	0604.1	7361994	{0312	7371238	0105.1
7347547	0604.1		}2002.5	7371258	0105.2
7347560	0602	7362105	0504	7371264	0106.6
7347568	0603	7362371	1204.1	7371267	0106.6
7347571	0603	7367859	1401	7371268	0106.1
7347572	0603	7368260	0202	7371270	0106.1
7347573	0601.1	7368267	0106.5	7371271	0106.1
7347733	1006	7368702	0607	7371272	0106.5
7348525	2201	7369850	0801	7371275	0106.1
7348567	{1804	7369880	0501	7371278	0106.6
	}1805	7369881	0106.2	7371279	0106.1
7348568	0304.5	7369888	0603	7371281	0102.2
7348571	0503	7369889	0603	7371283	0106.6
7348574	0611	7369951	2201	7371286	0106.5
7348578	0604.1	7371009	1204.5	7371311	0615
7348602	1001	7371030	1401	7371337	0202
7348603	1002	7371035	0802.7	7371338	0202
7348604	{1002	7371037	{0800	7371339	0202
	}1102		}1501	7371340	0202
7348605	1004	7371047	0401	7371342	0202
7348609	1204.3	7371055	{1601.1	7371363	0202
7348610	1204.3		}1601.3	7371364	0202
7348611	1201	7371056	1501	7371366	0202
7348759	1006	7371061	{1601.1	7371368	0201
7348762	1006		}1601.3	7371371	0802.5
7348763	1006	7371090	{1601.1	7371376	0102.1
7348764	1006		}1601.3	7371383	0504
7348765	1006	7371099	0802.7	7371385	0504
7348766	1006	7371102	1002	7371390	0401
7348767	1006	7371103	1001	7371454	0312
7348768	1006	7371105	1004	7371493	0102.2
7348852	1204.3	7371106	1311	7371503	0102.2
7348949	0602	7371108	1004	7371504	0102.2
7350113	0702.3	7371110	1006	7371759	0800
7351052	0704	7371112	1204.3	7372262	2202
7351133	0604.1	7371144	0104.1	7372318	1204.1
7351313	1104.1	7371145	0104.1	7372342	1204.1
7351314	1805	7371146	0104.1	7372343	1204.5
7351315	0309	7371147	0104.1	7372447	0704
7351316	0309	7371159	0105.5	7372448	0704
7351376	1401	7371160	0102.1	7372456	0704
7351395	0202	7371161	0102.1	7372500	0301
7351403	1006	7371188	{0601.1	7372502	0301
7351404	1006		}0601.3	7372506	1501
7351413	0105.3	7371193	0312	7372507	1501
7351892	0106.6	7371194	0312	7372511	0301

ORDNANCE AND MANUFACTURERS' PART NUMBER INDEX—Continued

PART NO.	SUBGROUP	PART NO.	SUBGROUP	PART NO.	SUBGROUP
7372512	0301	7372807	0504	7372865	1006
7372513	0301	7372808	0503	7372866	1006
7372514	0301	7372809	0504	7372867	1006
7372517	0301	7372810	0504	7372868	{0802.5
7372518	0301	7372814	0504		{0802.7
7372519	0301	7372816	0505	7372869	{1102
7372520	0301	7372818	2101		{1006
7372521	0301	7372819	2101	7372870	1006
7372522	0301	7372820	2101	7372872	1006
7372525	0301	7372822	0202	7372873	0104.1
7372527	0301	7372823	0202	7372874	0104.1
7372528	0301	7372826	0202	7372875	0104.1
7372529	0301	7372827	{0202	7372876	0104.1
7372530	0301	7372832	{1206	7372877	0701
7372531	0301		{0106.6	7372878	0800
7372533	0301	7372833	1204.5	7372879	{0701
7372534	0301	7372834	1204.5		{0801
7372536	0301	7372835	1204.5	7372885	{1004
7372537	0301	7372836	1204.5		{0609.2
7372538	0301	7372837	1204.5	7372886	{1804
7372539	0301	7372838	1204.3		{1806
7372541	0301	7372839	1204.5	7372889	{1808
7372542	0301	7372840	1206		{1701
7372544	0100.2	7372842	1001	7372890	{2101
7372545	0100.2	7372843	{1002		{2201
7372551	0100.2	7372844	{1102	7372891	2201
7372554	0304.5		{1002	7372898	2201
7372557	0106.6	7372845	{1102	73729108	1006
7372558	0102.1		{1002	7373111	1401
7372559	0102.1	7372846	{1102	7373112	0804
7372560	0102.1		{1002	7373115	0802.7
7372564	0102.2	7372847	{1102	7373116	0804
7372565	0102.2		{1002	7373117	0804
7372566	0102.2	7372848	{1102	7373118	0804
7372567	0102.2		{1002	7373119	0804
7372568	0102.2	7372849	{1102	7373121	1002
7372569	0102.2		{1002	7373146	1002
7372570	0102.2	7372850	{1102	7373148	1004
7372571	0102.2		{1002	7373156	0802.5
7372572	0102.2	7372851	{1102	7373157	{0802.5
7372573	0102.2		{1002	7373158	{0802.7
7372574	0102.2	7372852	{1102		{0802.7
7372575	0102.2		{1002	7373159	0802.7
7372576	0105.5	7372853	{1102	7373160	0802.7
7372578	0105.5		{1002	7373162	0801
7372579	0105.5	7372854	{1102	7373165	0802.5
7372585	0105.2		{1002	7373166	0802.7
7372586	0106.1	7372855	1002	7373185	0802.5
7372587	0106.1	7372856	{1102	7373188	1004
7372661	0201		{1002	7373350	0601.3
7372667	0702.5	7372857	1002	7373354	1204.1
7372670	1806	7372858	{1002	7374746	0601.1
7372678	1101	7372859	{1102	7374748	0601.1
7372679	1102		{1002	7374749	0601.1
7372727	0607	7372860	1002	7374750	0601.1
7372738	0607	7372863	{1002	7374822	0602
7372752	0304.5	7372864	{1102	7374823	0602
7372806	0504		{1006		

ORDNANCE AND MANUFACTURERS' PART NUMBER INDEX—Continued

PART NO.	SUBGROUP	PART NO.	SUBGROUP	PART NO.	SUBGROUP
7374825	0602	7374978	0704	7375081	0800
7374851	0601.1	7374979	0704	7375082	0800
7374852	0601.1	7374980	0704	7375110	0604.1
7374853	0601.1	7374983	1104.1	7375112	0312
7374854	0601.1	7374984	1104.1	7375114	0312
7374855	0601.1	7374985	1104.1	7375128	0304.5
7374856	0601.1	7374986	1104.1	7375129	0312
7374857	0601.1	7374987	1104.1	7375131	0802.1
7374858	0601.1	7374988	1104.1	7375132	0802.1
7374859	0601.1	7374990	0802.5	7375133	0802.3
7374860	0601.1	7374991	0702.3	7375134	0802.3
7374861	0601.1	7374992	0702.3	7375135	0802.3
7374862	0601.1	7374993	0702.3	7375136	1104.1
7374863	0601.1	7374994	0702.3	7375137	1311
7374865	0601.3	7374995	0702.3	7375138	1104.1
7374866	0601.3	7374996	0702.3	7375139	1311
7374878	0604.1	7374998	0702.3	7375142	1311
7374881	0604.1	7374999	0702.3	7375143	1311
7374882	{0604.1	7375000	1601.3	7375144	1311
	{0605	7375001	1601.3	7375146	0610
7374885	0604.1	7375005	1601.3	7375153	2002.5
7374886	0601.1	7375006	{1601.1	7375155	1401
7374887	0604.1		{1601.3	7375158	1805
7374888	0604.1	7375007	1806	7375163	1808
7374893	0604.1	7375008	1806	7375166	1808
7374894	0604.1	7375012	0306	7375169	1808
7374895	0604.1	7375020	0306	7375170	1805
7374917	0602	7375021	0505	7375174	{0601.1
7374918	0602	7375022	0609.1		{0601.3
7374919	0602	7375023	0609.1	7375175	{0601.1
7374920	0602	7375024	0609.1		{0601.3
7374921	0602	7375028	0102.1	7375176	1204.1
7374922	0602	7375030	0501	7375177	1401
7374923	0602	7375032	0105.1	7375178	1401
7374924	0602	7375033	0105.1	7375179	1401
7374925	0602	7375034	0105.1	7375180	1401
7374930	0603	7375035	0105.1	7375181	1401
7374938	0603	7375036	0306	7375182	1401
7374940	0603	7375045	1004	7375183	1401
7374943	0602	7375048	1004	7375185	1401
7374944	0602	7375049	1004	7375189	2202
7374945	0602	7375051	0801	7375190	2202
7374960	0602	7375052	0801	7375192	1102
7374961	0602	7375053	0801	7375195	1102
7374964	0602	7375056	0106.2	7375197	1102
7374965	0602	7375057	0106.2	7375301	0603
7374966	0804	7375058	0106.2	7375312	1804
7374967	0804	7375059	0106.2	7375324	2201
7374968	0804	7375060	0106.2	7375328	0601.1
7374969	0704	7375063	0304.5	7375329	0601.1
7374970	0704	7375064	0312	7375330	0601.1
7374971	0704	7375065	{0202	7375336	1401
7374972	0704		{1206	7375337	1401
7374973	0704	7375071	{0601.1	7375339	1401
7374974	0704		{0601.3	7375341	1401
7374975	0704	7375075	0401	7375347	1401
7374976	0704	7375076	0401	7375348	1401
7374977	0704	7375077	0401	7375349	1401

ORDNANCE AND MANUFACTURERS' PART NUMBER INDEX—Continued

PART NO.	SUBGROUP	PART NO.	SUBGROUP	PART NO.	SUBGROUP
7375350	1808	7410838	1503	7411971	2002.1
7375351	1808	7411069	1204.1	7411972	2002.1
7375353	1808	7411250	0504	7411973	2002.5
7375354	1808	7411646	2001.3	7411974	2002.5
7375355	1808	7411677	2001.3	7411975	2002.5
7375357	0602	7411681	2001.3	7411976	2002.5
7375358	1808	7411685	2001.3	7411977	2002.5
7375371	{0602	7411687	2001.3	7411979	2002.5
	{0604.1	7411690	{2001.3	7411980	2002.5
7375372	0604.1		{2002.1	7411981	2002.5
7375373	0604.1	7411799	2001.1	7411982	2002.5
7375376	0604.1	7411800	2001.1	7411983	2002.5
7375377	0604.1	7411801	2001.1	7412179	1202
7375378	0604.1	7411802	2001.1	7412437	0601.1
7375381	0302.1	7411803	2001.1	7412438	0601.1
7375382	0302.1	7411804	2001.1	7412442	0611
7375383	0302.1	7411805	2001.1	7412445	1401
7375385	0302.1	7411920	2001.1	7412446	1401
7375388	{0601.1	7411921	2001.1	7412573	0612
	{0601.3	7411922	2001.1	7412576	1401
7375389	{0601.1	7411923	2001.1	7412577	1401
	{0601.3	7411924	2001.1	7412579	1401
7375392	0312	7411925	2001.1	7412580	1401
7375399	1808	7411926	2001.1	7412583	2210
7375440	1204.1	7411927	2001.1	7412641	0607
7375694	0609.1	7411930	2001.1	7412643	0613.1
7375797	0202	7411931	2001.1	7412783	0609.2
7376248	0106.5	7411932	2001.1	7412959	0301
7376393	0604.1	7411933	2001.1	7412960	0604.1
7376904	0106.6	7411934	2001.1	7413199	0302.1
7376905	1806	7411935	2001.1	7413226	0601.3
7376907	0106.1	7411936	2001.1	7413315	0601.3
7378054	0301	7411937	2001.1	7413317	0601.3
7378081	0301	7411938	2001.1	7413318	0601.3
7378099	0301	7411939	2001.1	7413319	0601.3
7384388	0607	7411940	{2001.1	7416462	1401
7384389	0607		{2002.1	7416478	0302.1
7384390	0607	7411941	2001.1	7416485	1006
7384392	0607	7411942	2001.1	7416486	1006
7385244	0607	7411943	2001.1	7416495	0302.1
7385245	0607	7411944	2001.1	7416521	0608
7387807	1311	7411945	2001.1	7416524	1204.1
7388074	0106.6	7411950	2001.3	7417607	1204.1
7388319	{0601.1	7411953	2001.3	7418111	0104.1
	{0601.3	7411954	2001.5	7418112	0104.1
7388377	0601.3	7411955	2001.5	7418113	0104.1
7388813	0608	7411956	2001.5	7418114	0104.1
7389566	0610	7411957	2001.5	7418115	0104.1
7389567	0607	7411958	2001.5	7418140	1204.1
7389881	2208.1	7411959	2001.5	7418146	1204.5
7391017	0601.3	7411961	2002.1	7418147	1804
7391018	0601.3	7411962	2002.1	7418148	1804
7409316	1204.1	7411963	2002.1	7418343	0609.1
7409702	2208.1	7411964	2002.1	7418660	1812
7410270	0302.1	7411965	2002.1	7418835	0607
7410836	{0106.5	7411966	2002.1	7520991	1004
	{0304.5	7411967	2002.1	7521218	0102.2
7410837	1503	7411970	2002.1	7524309	0602

ORDNANCE AND MANUFACTURERS' PART NUMBER INDEX—Continued

PART NO.	SUBGROUP	PART NO.	SUBGROUP	PART NO.	SUBGROUP
7524312	1503	7526596	0607	7696491	{0804
7524313	1503	7526600	0607		}2002.5
7524314	1503	7526601	0607	7696494	0802.5
7524315	1503	7526940	0605	7696512	1002
7524316	1503	7526949	{0605	7696518	1004
	{0607		}1201	7696520	1311
	{0609.1	7526951	0605	7696521	1311
7524649	{0609.2	7526961	0605	7696523	1004
	{0611	7528187	0605	7696526	1004
	{0613.1	7528193	0605	7697417	2201
	{0617	7528197	0605	7697418	2201
7524913	{0607	7528200	0605	7697419	0702.5
	{0609.2	7529093	0106.2	7697421	0702.5
7524915	0613.1	7529242	0609.1	7697422	0702.5
7524916	0613.1	7529480	0607	7697423	0702.5
7525365	0609.1	7538146	0609.1	7697424	0702.5
7525934	0613.1	7538582	0609.1	7697425	0702.5
7525935	0609.1	7538747	0601.3	7697427	0702.5
7525936	0609.1	7538749	0601.3	7697428	0702.5
7525937	0609.1	7538750	0601.3	7697429	0702.5
7525938	0609.1	7538751	0601.3	7697436	1504
7525939	0609.1	7538753	0601.3	7697439	1504
7525940	0609.1	7538754	0601.3		{1703
7525998	0609.1	7538756	0601.3	7697440	}1804
7525999	0609.1	7538757	0601.3		}2201
7526000	0609.1	7538759	0601.3	7697441	1504
7526001	0609.1	7538760	0601.3	7697446	{1803.1
7526002	0609.1	7538761	0601.3		}2101
7526003	0609.1	7538762	0601.3	7697447	1803.1
7526004	0609.1	7538763	0601.3	7697452	1206
7526005	0609.1	7538765	0601.3	7697453	1206
7526007	0609.1	7538767	0601.3	7697454	{0202
7526008	0609.1	7538777	0601.3		}1206
7526009	0609.1	7538783	0601.3	7697459	1204.3
7526010	0609.1	7538784	0601.3	7697460	1204.3
7526011	0609.1	7538785	0601.3	7697461	1204.3
7526012	0609.1	7538786	0601.3	7697462	1204.3
7526013	0609.1	7538787	0601.3	7697463	1202
7526014	0609.1	7539125	0302.1	7697464	1202
7526015	0609.1	7539310	1204.1	7697465	1204.1
7526016	0609.1	7539516	0607	7697466	1206
7526017	0609.1	7539517	0607	7697467	0802.7
7526018	0609.1	7539519	0607	7697468	0802.7
7526019	0609.1	7539688	2208.1	7697470	0804
7526020	0609.1	7539689	2208.1	7697471	0700
7526021	0609.1	7540093	1006	7697473	1204.1
7526022	0609.1	7540096	1006	7697476	1204.1
7526023	0609.1	7696350	1401	7697477	1204.1
7526025	0609.1	7696351	1401	7697478	1204.1
7526026	0609.1	7696352	1401	7697483	1703
7526027	0609.1	7696370	1401	7697487	1703
7526028	0609.1	7696371	1401	7697489	1503
7526289	0609.1	7696374	1401	7697490	1503
7526590	0607	7696420	0702.5	7697497	1804
7526591	0607	7696479	{0802.5	7697499	1806
7526592	0607		}0802.7	7697501	1806
7526594	0607	7696481	0804	7697502	1806
7526595	0607	7696482	1004	7697505	1806

ORDNANCE AND MANUFACTURERS' PART NUMBER INDEX—Continued

PART NO.	SUBGROUP	PART NO.	SUBGROUP	PART NO.	SUBGROUP
7697506	1806	7697595	2201	7728854	0607
7697507	1806	7697596	{1601.1	7728856	0610
7697508	1806		{1601.3	7729791	0609.1
7697509	1806	7697598	{1601.1	7729792	0609.1
7697510	1806		{1601.3	7729793	0609.1
7697512	1503	7697600	1601.1	7729796	0609.1
7697513	1801	7697601	1601.1	7729797	0609.1
7697514	1801	7697602	{1601.1	7729798	0609.1
7697515	1805		{1601.3	7729799	0609.1
7697519	1805	7697606	1002	7729802	0609.1
7697520	1805	7697608	0900	7730893	0613.1
7697521	1805	7697611	0900	7731428	0617
7697522	1805	7697613	0900	7731429	0617
7697523	1805	7697614	0505	7731435	0613.1
7697525	1805	7697855	1201	7732849	0609.2
7697526	1805	7697864	0102.1	7735289	1204.5
7697527	1805	7697870	1501	7735312	1204.3
7697531	1806	7698489	1808	7735833	{1601.1
7697534	1806	7698490	1808		{1601.3
7697535	1806	7701013	0108	7735842	1601.1
7697536	1806	7701327	1801	7735843	{1601.1
7697537	1806	7701328	1801		{1601.3
7697538	1806	7702465	0900	7741406	0105.5
7697539	1806	7702608	0602	7741407	0105.3
7697546	0702.5	7702645	0602	7741414	0105.5
7697547	0702.5	7702646	0602	7741415	0105.5
	{1701	7702665	0602	7741419	0105.5
7697548	1804	7705721	0201	7741420	0105.1
	{2101	7706790	0604.1	7741427	0105.5
7697550	2101	7712833	0609.1	7743569	0105.2
7697554	2210		{0601.1	7743652	0802.1
7697555	2210	7716562	{0601.3	7743751	0104.2
7697561	2210		{0602	7743752	0104.2
7697562	2210	7716690	{0601.1	7743818	0102.1
7697564	0702.1		{0601.3	7744319	0105.3
7697566	0702.1	7716895	0613.1	7744324	0106.1
7697567	0702.1	7717021	2001.1	7744331	0106.1
7697568	0702.1	7720495	0613.1	7744332	0106.1
7697569	0702.1	7720853	0613.1	7744333	0106.1
7697570	0702.1	7722333	{0613.1	7744469	0102.1
7697571	0702.1		{0617	7744471	0104.2
7697572	0702.1	7722343	0613.1	7744472	{0104.2
7697574	1501	7722367	0613.1		{0105.2
7697577	1805	7722368	0613.1	7744473	0102.1
7697578	1805	7723306	0613.1	7760396	2208.1
7697579	1805	7723308	0613.1	7760409	0607
7697581	{1805	7723309	{0613.1	7760412	0607
	{1808		{0617	7760417	0608
7697588	0503	7723899	0609.1	7760418	0607
	{1703		{0607	7760503	0609.1
	{1803.1	7726804	{0609.2	7760504	0609.1
7697591	1804		{0613.1	7760505	0609.1
	{1806	7726808	{0607	7760506	0609.1
	{1808		{0609.2	7760507	0609.1
7697592	{1803.1		{0613.1		{0607
	{2101	7728341	0611		{0609.1
7697593	2201	7728788	0608	7760598	{0609.2
7697594	2201	7728852	0607		{0613.1
		7728853	0607		{0617

ORDNANCE AND MANUFACTURERS' PART NUMBER INDEX—Continued

PART NO.	SUBGROUP	PART NO.	SUBGROUP	PART NO.	SUBGROUP
7760599	0609.1	8328066	0603	8328446	1501
	0609.2	8328067	0603	8328448	1503
	0611	8328069	0603	8328449	0605
	0613.1	8328071	0603	8328455	0503
7762605	0613.1	8328076	0604.1	8328456	0503
7762624	0607	8328125	0103	8328457	0503
7762642	0613.1	8328126	0105.1	8328458	0503
	0609.1	8328127	0201	8328461	1703
7762687	0613.1	8328129	0202	8328463	0101
	0617	8328130	0202	8328464	1804
	0609.1	8328132	0603	8328465	1804
7762750	0613.1	8328133	0603	8328468	1804
	0617	8328134	0603	8328469	1703
	0609.1	8328135	0603	8328470	1703
7762751	0613.1	8328136	0603	8328471	1703
	0617	8328139	0603	8328472	1703
7765214	0609.1	8328140	0603	8328474	0101
7954230	0607	8328141	0603	8328475	1501
7954231	0610	8328144	0603	8328478	0802.7
7954265	0202	8328252	0613.1	8328479	0802.7
	1206	8328264	1503	8328480	2208.1
7954266	1804	8328265	0201	8328481	2208.1
7954511	0607	8328310	0103	8328483	0103
7954878	0607	8328311	0103	8328484	0103
7954879	0607	8328312	0103	8328486	1806
7971279	0302.1	8328313	0103	8328487	1806
7980860	0604.1	8328371	1311	8328488	1806
7994148	2002.1	8328391	0100.2	8328489	1806
7994190	2001.3	8328393	0100.2	8328490	0501
7994191	2001.1	8328396	0100.1	8328491	0501
7994192	2001.1	8328397	1004	8328492	0501
7994193	2001.1	8328398	1004	8328493	0501
7994194	2001.3	8328405	0106.6	8328495	0900
7994195	2001.1	8328406	0106.6	8328496	0900
7994196	2001.3	8328407	0106.6	8328497	0900
7994197	2001.3	8328408	0106.6	8328498	0900
7994200	2001.1	8328409	0106.6	8328499	0900
7994778	1004	8328410	0106.6	8329517	0105.1
7994785	1004	8328412	1703	8329518	0105.1
7994786	0702.3	8328414	1002	8329519	0105.1
7994912	1102	8328417	1701	8329600	1601.1
7994913	1102	8328418	1701		1601.3
TRI-82812-41	2202	8328420	1701	8329601	1601.1
8327721	0601.1	8328421	1701	8329602	1601.1
8328005	1102	8328422	0106.2		1601.3
8328043	0100.2		1803.1	8329605	0604.1
8328046	0103	8328423	1804	8329606	0304.5
8328047	0103		2201	8329607	1202
8328048	0103	8328436	0202	8329608	1202
8328049	0103		1206	8329609	1202
8328056	0603	8328437	0202	8329611	1202
8328057	0603	8328439	0202	8329613	0306
8328058	0603	8328440	0802.5	8329614	0306
8328061	0603	8328441	0309	8329615	0306
8328062	0603	8328442	1204.3	8329616	0306
8328063	0603	8328443	1204.3	8329617	0306
8328064	0603	8328444	1204.3	8329618	0306
8328065	0603	8328445	1204.3	8329619	0306

ORDNANCE AND MANUFACTURERS' PART NUMBER INDEX—Continued

PART NO.	SUBGROUP	PART NO.	SUBGROUP	PART NO.	SUBGROUP
8329621	0306	8329694	0105.1	8329761	0312
8329623	1201	8329695	0105.1	8329762	0312
8329624	{0304.5	8329696	0105.1	8329763	0312
	2202	8329697	0105.1	8329764	0312
8329625	1201	8329698	0105.3	8329765	0312
8329626	1201	8329699	0108	8329766	0312
8329627	1201	8329700	0900	8329767	0312
8329629	1201	8329701	0302.1	8329768	0312
8329630	1201	8329702	0302.1	8329769	0312
8329632	1201	8329703	0302.1	8329770	0312
8329633	1201	8329704	0302.1	8329771	0301
8329634	0304.5	8329705	0302.1	8329772	0301
8329636	0304.5	8329706	0302.1	8329773	0301
8329637	0304.5	8329707	0302.1	8329774	0301
8329638	0304.5	8329708	0302.1	8329775	0306
8329639	0304.5	8329709	0302.1	8329777	0306
8329640	0304.5	8329710	0105.2	8329778	0306
8329641	0304.5	8329711	0105.2	8329779	1804
8329642	0304.1	8329712	0105.2	8329781	0306
8329643	0304.1	8329713	0105.2	8329782	0306
8329644	0304.1	8329714	0105.2	8329783	0306
8329645	0304.5	8329715	0105.2	8329784	0604.1
8329646	0304.1	8329716	0105.2	8329785	0604.1
8329647	0304.1	8329717	0105.2	8329786	0604.1
8329648	0304.1	8329718	0105.2	8329787	0604.1
8329649	1601.1	8329719	0105.2	8329825	0301
8329650	1808	8329720	0105.2	8329826	0301
8329651	1804	8329721	0105.2	8329828	0301
8329652	1804	8329723	1401	8329830	0301
8329653	1804	8329724	1401	8329831	0301
8329654	1808	8329725	1401	8329832	0301
8329655	1808	8329726	1401	8329833	0301
8329656	1804	8329727	1401	8329834	0301
8329658	1804	8329728	1401	8329835	0301
8329659	1804	8329729	1401	8329836	0301
8329662	0613.1	8329730	1401	8329837	0301
8329663	0612	8329731	1311	8329850	1101
8329664	0612	8329732	1311	8329852	{1002
8329665	0612	8329733	1805		{1102
8329666	0612	8329734	1808	8329853	0701
8329668	1204.1	8329735	1805	8329854	1100
8329669	1401	8329736	0613.1		{0105.1
8329674	0802.5	8329738	0605	8329873	{0702.1
8329675	0101	8329739	0401		{0702.5
8329676	0101	8329740	0603		{0704
8329677	0101	8329741	1401	8329889	2002.5
8329678	0101	8329742	1401	8329966	0503
8329679	0101	8329743	1401	8329975	2101
8329680	0101	8329744	1401	8329976	2101
8329683	0106.5	8329746	1401	8329977	2101
8329684	0106.5	8329747	1401	8329978	1601.1
8329686	0610	8329748	1401	8329979	2101
8329687	0610	8329750	0108	8329982	1808
8329688	0611	8329751	0108	8329983	1808
8329689	0611	8329754	2201		{0105.2
8329690	0611	8329756	1804	8329984	{1808
8329691	0105.1	8329759	0312		{1812
8329693	0105.1	8329760	0312	8329985	0613.1

ORDNANCE AND MANUFACTURERS' PART NUMBER INDEX—Continued

PART NO.	SUBGROUP	PART NO.	SUBGROUP	PART NO.	SUBGROUP
8329987	1808	8332063	0612	8333280	0610
8329988	{1804	8332065	1804	8333281	0613.1
	{1808	8332071	0100.1	8333282	0613.1
8329991	1808	8332072	0202	8333283	0900
8329992	1000	8332074	1503	8333284	1201
8329993	0800	8332076	2202	8333285	1601.1
8329994	0704	8332077	{0309	8333286	1601.1
8329996	2202		{0610	8333287	{1601.1
8329997	2202	8332078	0602		{1601.3
8330073	0105.2	8332080	0302.1	8333288	1601.3
8330124	0304.1	8332083	1204.1	8333289	1604.1
8330125	0304.1	8332084	0304.5	8333290	1604.1
8330126	0304.1	8332085	0106.5	8333291	1605
8330127	0304.1	8332124	2001.3	8333292	1605
8330128	0304.1	8332226	0601.1	8333293	1605
8330129	0304.1	8332277	0306	8333294	1605
8330225	0105.2	8332473	0502	8333295	1605
8330238	2202	8332474	1401	8333296	1605
8330239	0103	8332475	1401	8333297	1605
8330271	0106.2	8332476	1401	8333298	1605
8330272	0106.6	8332513	1806	8333299	1605
8330507	1601.1	8332514	{0700	8333364	0312
8330508	1601.3		{2001.3	8333365	0312
8330509	1601.1	8332515	1401	8333378	1311
8330510	1601.1	8332516	1401	8333425	1605
8330511	1601.3	8332517	1401	8333426	2210
8330512	1604.1	8332518	0611	8333427	2210
8330513	1604.1	8332519	1311	8333428	2210
8330745	0104.2	8332520	0301	8333429	2210
8330746	0104.2	8332521	0302.1	8333722	0306
8330747	0104.2	8332522	0601.1	8333767	1601.1
8330748	0104.2	8332524	0610	8333800	1601.3
8330945	1805	8332529	{1601.1	8344313	1601.3
8330946	0306		{1601.3	8357724	0605
8330947	0312	8332530	0106.6	8376209	0617
8330948	{0312	8332534	0302.1	8376244	0702.3
	{1201	8332535	0302.1	8376245	0702.3
8330950	1504	8332549	1401	8376246	0702.3
8331232	1601.1	8332550	1401	8376374	0607
8331234	1601.1	8332551	1401	8376375	2208.1
8331235	1601.1	8332552	1401	8376377	0607
8331236	1601.3	8332553	1401	8376378	0607
8331237	1601.3	8332556	0304.5	8376379	0607
8331238	1601.3	8332574	1804	8376380	0607
8331239	1601.3	8332675	0304.1	8376619	0607
8331246	0106.1	8332677	0611	8386439	2210
8331730	0702.5	8332928	{1601.1	8386440	2210
8331732	0702.3		{1601.3	8387940	{0202
8331733	0702.3	8333019	1601.1		{1206
8331793	{0802.5	8333061	0900	8392985	1804
	{0802.7	8333106	1311	8393045	0202
8331831	2101	8333138	{1601.1	8393046	1501
8331874	1204.1		{1601.3	8393048	1401
8331932	0106.6	8333257	0613.1	8393055	1401
8331933	0306	8333259	{1601.1	8393066	1701
8331954	1805		{1601.3	8393069	0612
8332058	1101	8333278	0401	8393076	0612
8332060	0503	8333279	0401	8393078	0304.5

ORDNANCE AND MANUFACTURERS' PART NUMBER INDEX—Continued

PART NO.	SUBGROUP	PART NO.	SUBGROUP	PART NO.	SUBGROUP
8393084	0104.1	8673521	1100	8677293	1501
8393090	0602	8673949	0702.1	8677294	1102
8393091	0602	8673952	0106.1	8677295	1102
8393092	0602	8673956	0106.1	8677296	0105.2
8393093	0602	8673965	0503	8677304	1204.1
8393094	0602	8673967	1204.1	8677314	1805
8393095	0602	8673968	1501	8677315	2201
8393107	0612	8673988	1806		0612
8393111	1311	8673998	1800		1701
8393194	1804	8673999	0612	8677317	1703
8393195	0612		1804		1804
8393196	0612	8676953	1803		1805
8393197	0612		2201		1808
8393198	1701	8676956	1800	8677333	1401
8393199	0612		1703	8677344	1204.5
8393202	0612		1804	8677345	1204.5
8393203	1804	8676969	1805	8677346	1401
8393204	1804		1808	8677394	0612
8393205	1703		2101	8677400	1703
8393223	0612	8676970	1806	8677401	1808
8393224	1808	8676975	1313	8677402	1804
8393225	1808	8676979	1503	8677403	1804
8393226	1703	8676987	1401	8677416	1501
8393228	1804	8677008	0103	8677419	1501
8393332	2101	8677013	1002	8677420	1501
8672285	0602	8677015	0104.2	8677421	1501
8672286	0602	8677020	1401	8677426	1204.5
8673315	1311	8677028	0304.5	8677428	1501
8673316	1206	8677029	0104.1	8677429	1501
8673318	0617	8677030	0104.1	8677431	0613.1
8673345	1808	8677031	0104.1	8677432	0304.5
8673350	0601.1	8677035	1401	8677436	2210
8673354	0101	8677040	1501	8677437	0101
8673356	0304.5		1504	8677448	1805
8673357	0304.5	8677053	0201	8677498	0105.2
8673359	2210	8677054	1204.5	8677499	0105.2
8673366	1206	8677058	0104.1	8677500	1501
8673368	1401	8677059	0613.1	8677501	0312
8673384	1501	8677061	1401	8677502	0312
8673393	0104.2	8677065	1503	8677503	1501
8673397	1206	8677069	2210	8677504	1501
8673464	1002	8677073	1313	8677505	1501
8673467	1501	8677074	1313	8677507	0309
8673471	0602	8677075	1313	8677508	0309
8673473	1204.5	8677076	1002	8677509	0802.7
8673474	1204.5	8677079	1006	8677510	0802.5
8673476	0102.1	8677080	1006	8677512	0104.1
8673477	1501	8677256	1806	8677517	1501
8673482	1206	8677259	1504	8677519	1401
8673489	1806	8677261	0612	8677520	0613.1
8673507	1501	8677266	2202	8677521	0304.5
8673512	1006	8677275	0202	8677523	0304.5
8673513	0609.1	8677281	1104.1	8677525	0309
8673515	1501	8677283	1501	8677526	1501
8673516	0900	8677287	1002	8677533	1401
8673517	0900	8677288	1002	8677534	1501
8673518	1501	8677289	1501	8677537	0105.1
8673520	1000	8677291	1501	8677538	0304.5

ORDNANCE AND MANUFACTURERS' PART NUMBER INDEX—Continued

PART NO.	SUBGROUP	PART NO.	SUBGROUP	PART NO.	SUBGROUP
8677539	0900	8677636	0612	SCI-10-40813-5	0613.1
8677545	0612	8677639	1804	SCI-10-42222-2S	0601.1
8677546	1808	8677641	0612	17-T-1745-60	{0609.1
8677551	0612	8677644	0108		{0611
8677552	1804	8677648	1501		{0613.1
8677554	0612	8677649	1501	SP-2-62-3-2122X	0900
8677557	1804	8677650	1501	44-T-5080-10	1204.5
8677558	1804	8677658	1504	44-T-5080-15	2202
8677559	1804	8679542	0105.2	SCI-60-42613-5S	0613.1
8677565	2202	8679978	1006	SCI-60-42622-2S	0613.1
8677566	2101	8680526	1804	SCI-60-42622-22P	0613.1
8677577	1100	8680884	1800	SHA-9805-20-00	0607
8677578	1501	8680895	0312	SCI-10-40822-54	0613.1
8677579	1501	8720570	0302.1	SCI-10-40828-51	0617
8677588	1805	BX-904616-K6	1202	15-C-2165-170	{0611
8677594	1804	9407716	0609.2		{0613.1
8677596	0612	9409097	{1806	15-C-2165-200	0613.1
8677598	1703		{1812	15-C-2165-250	0613.1
8677599	1804	9409098	1806	22W-1631-110	0804
8677600	2101		{1601.1	SP-2-60-20-1519X	0900
8677601	1808	9409102	{1601.3	SP-2-60-20-1519	0900
8677605	0502		{1812	SP-2-60-20-3505X	0900
8677606	1805		{2201	SP-402-94622-1	0802.3
8677608	1805	9409103	1206	42-C-14761-10	2001.1
8677609	1701	9409106	1703	51A-1562-255	0612
8677616	1202	9409107	{0611	TI-C57901-2600	0605
8677617	1202		{1804	SCI-60-36028-51S	0617
8677618	1204.5	9409110	{0609.1	SCI-60-36030-51S	0617
8677619	0304.5		{2202	SCI-60-36397-28	0617
8677620	0105.2	9409113	1504	SCI-60-42628-51S	0613.1
8677622	0101	9409115	1701	SCI-60-37005-131	0613.1
8677623	0101	9409116	1204.1	SCI-60-37005-221	0613.1
8677625	0503	WH-100-23123	0304.5	SCI-60-37005-281	{0613.1
8677628	1401	WH-103-40004	0304.5		{0617
8677629	1804	WH-103-60002	0106.5	RG-TL142002-447/441	1401
8677630	1805				

ORDNANCE STOCK NUMBER INDEX

This index includes one type of stock number — the SNL-prefix type (G758-8329600). These numbers are each arranged numerically by types. H-, J-, and K-group numbers are not included generally in this index because they refer to standard items which may appear in various groups or already have a common application in the supply system and are not necessarily peculiar within an index of this kind.

STOCK NO.	SUBGROUP	STOCK NO.	SUBGROUP	STOCK NO.	SUBGROUP
G067-0905540	0609.1	G244-7726808	0607	G262-7353590	0609.1
G067-1500270	0302.1		0609.2	G262-7416495	0302.1
G067-1501920	0302.1		0613.1	G501-5262210	0501
G085-3004220	0301	G244-7729791	0609.1	G502-0180653	2202
G085-3004900	0301	G244-7729793	0609.1	G502-0389787	2202
G085-3005020	0301	G244-7729796	0609.1	G502-0482430	2202
G085-5307299	0900	G244-7729797	0609.1	G502-5327338	2202
G085-7735289	1204.5	G244-7729802	0609.1	G502-5346760	0603
G085-7735312	1204.3	G244-7760598	0607	G502-7324058	0301
G102-0101396	0103		0609.1	G502-7324060	0301
G102-5175255	1401		0609.2	G502-7329386	0604.1
G102-5214759	0302.1		0613.1	G502-7350113	0702.3
G102-5214761	0302.1		0617	G502-7702665	0602
G102-5292984	0302.1	G244-7762605	0613.1	G503-0169093	0304.1
G102-5322952	1401	G251-7320642	0609.1	G503-0194022	0105.1
G104-5246558	0202	G251-7525938	0609.1	G503-0194032	0105.1
G104-6184238	0302.1	G251-7525939	0609.1		0702.1
G116-0400060	0604.1	G251-7526005	0609.1		0702.5
G136-7376248	0106.5	G251-7526007	0609.1	0704	
G136-7376393	0604.1	G251-7526026	0609.1	G503-5214776	0804
G147-0389807	0302.1	G251-7526028	0609.1	G503-5214784	0804
G160-7372262	2202	G251-7722343	0613.1	G503-5246557	0202
G160-7980860	0604.1	G251-7729799	0609.1	G503-5261672	0302.1
G162-1449805	0609.1	G251-7762642	0613.1	G503-5281457	0301
G176-5276883	0702.1	G251-7762751	0613.1	G503-5293029	0301
G179-5308280	0106.2	G252-7056639	0612	G503-5307289	0900
G179-8331730	0702.5	G252-7524649	0607	G503-5381088	0607
G179-8331732	0702.3		0609.1	G503-7036567	1401
G179-8331733	0702.3		0609.2	G503-7036575	0304.1
G184-5229645	2202		0611	G503-7036578	0106.6
G200-7412573	0612	G252-7525934	0613.1	G503-7036584	1401
G226-5214739	0302.1		0613.1	G503-7036585	1401
G226-5214746	0302.1		0617	G503-7036587	1401
G244-7524913	0607		0617	G503-7036587	1401
	0609.2		0609.1	G503-7036588	1401
	0601.1	G256-7762750	0613.1	G503-7044253	1503
	0601.3		0617	G503-7073209	1503
	0602	G256-7762751	0609.1	G503-7073213	1503
	0613.1		0617	G503-7099460	2202
G244-7716895	0613.1	G256-7762750	0613.1	G503-7324833	0612
G244-7720495	0613.1	G256-7762751	0609.1	G503-7324835	0312
G244-7723306	0613.1		0617	G503-7324840	0103
G244-7723308	0613.1	G258-8376209	0617	G503-7324841	0201
G244-7723899	0609.1	G260-7358618	0607		0104.1
	0607	G260-7388319	0607	G503-7324918	1201
	0609.2		0601.1	G503-7326118	0202
	0613.1	G260-7526001	0609.1	G503-7327479	0304.1
G244-7726804	0609.2	G260-7526289	0609.1	G503-7329277	0104.1
	0613.1	G260-7765214	0609.1	G503-7330714	0104.1

ORDNANCE STOCK NUMBER INDEX—Continued

STOCK NO.	SUBGROUP	STOCK NO.	SUBGROUP	STOCK NO.	SUBGROUP
G503-7340237	1206	G503-7371238	0105.1	G503-7373165	0802.5
G503-7343032	1604.1	G503-7371258	0105.2	G503-7373166	0802.7
G503-7343086	0613.1	G503-7371264	0106.6	G503-7373185	0802.5
G503-7343368	0301	G503-7371267	0106.6	G503-7373188	1004
G503-7348852	1204.3	G503-7371268	0106.1	G503-7375440	1204.1
G503-7351395	0202	G503-7371270	0106.1	G503-7375797	0202
G503-7361994	{0312	G503-7371271	0106.1	G503-7378054	0301
	{2002.5	G503-7371272	0106.5	G503-7378081	0301
G503-7362105	0504	G503-7371275	0106.1	G503-7378099	0301
G503-7362371	1204.1	G503-7371278	0106.6	G503-7387807	1311
G503-7367859	1401	G503-7371279	0106.1	G503-7388074	0106.6
G503-7368260	0202	G503-7371281	0102.2	G503-7416462	1401
G503-7368267	0106.5	G503-7371283	0106.6	G503-7416485	1006
G503-7371009	1204.5	G503-7371286	0106.5	G503-7416486	1006
G503-7371030	1401	G503-7371311	0615	G503-7417607	1204.1
G503-7371035	0802.7	G503-7371337	0202	G503-7418660	1812
G503-7371037	{0800	G503-7371338	0202	G503-7520991	1004
	{1501	G503-7371339	0202	G503-7521218	0102.2
G503-7371047	0401	G503-7371340	0202	G503-7524312	1503
G503-7371055	{1601.1	G503-7371342	0202	G503-7524313	1503
	{1601.3	G503-7371363	0202	G503-7524315	1503
G503-7371056	1501	G503-7371364	0202	G503-7540093	1006
G503-7371061	{1601.1	G503-7371366	0202	G503-7540096	1006
	{1601.3	G503-7371368	0201	G503-7696350	1401
G503-7371090	{1601.1	G503-7371371	0802.5	G503-7696351	1401
	{1601.3	G503-7371376	0102.1	G503-7696352	1401
G503-7371099	0802.7	G503-7371383	0504	G503-7696370	1401
G503-7371102	1002	G503-7371385	0504	G503-7696371	1401
G503-7371103	1001	G503-7371390	0401	G503-7696374	1401
G503-7371105	1004	G503-7371454	0312	G503-7696479	{0802.5
G503-7371106	1311	G503-7371493	0102.2		{0802.7
G503-7371108	1004	G503-7371503	0102.2	G503-7696481	0804
G503-7371110	1006	G503-7371504	0102.2	G503-7696482	1004
G503-7371112	1204.3	G503-7371759	0800	G503-7696491	{0804
G503-7371144	0104.1	G503-7372318	1204.1		{2002.5
G503-7371145	0104.1	G503-7372342	1204.1	G503-7696494	0802.5
G503-7371146	0104.1	G503-7372343	1204.5	G503-7696512	1002
G503-7371147	0104.1	G503-7372447	0704	G503-7696518	1004
G503-7371159	0105.5	G503-7372448	0704	G503-7696520	1311
G503-7371160	0102.1	G503-7372456	0704	G503-7696521	1311
G503-7371161	0102.1	G503-7373108	1006	G503-7696523	1004
G503-7371188	{0601.1	G503-7373111	1401	G503-7696526	1004
	{0601.3	G503-7373112	0804	G503-7697855	1201
G503-7371193	0312	G503-7373115	0802.7	G503-7697864	0102.1
G503-7371194	0312	G503-7373116	0804	G503-7697870	1501
G503-7371195	{0613.1	G503-7373117	0804	G503-7698489	1808
	{2202	G503-7373118	0804	G503-7698490	1808
G503-7371204	0802.7	G503-7373119	0804	G503-7701013	0108
G503-7371210	0801	G503-7373121	1002	G503-7701327	1801
G503-7371212	0802.5	G503-7373146	1002	G503-7701328	1801
G503-7371213	0802.3	G503-7373148	1004	G503-7702465	0900
G503-7371226	0102.1	G503-7373156	0802.5	G503-7706790	0604.1
G503-7371227	0102.2	G503-7373157	{0802.5	G503-7735833	{1601.1
G503-7371229	0102.2		{0802.7		{1601.3
G503-7371231	0103	G503-7373158	0802.7	G503-7735842	1601.1
G503-7371235	0105.1	G503-7373159	0802.7	G503-7735843	{1601.1
G503-7371237	0105.1	G503-7373160	0802.7		{1601.3
		G503-7373162	0801	G503-7741406	0105.5

ORDNANCE STOCK NUMBER INDEX—Continued

STOCK NO.	SUBGROUP	STOCK NO.	SUBGROUP	STOCK NO.	SUBGROUP
G503-7741407	0105.3	G518-0389792	1202	G740-7348604	{1002
G503-7741414	0105.5	G518-5304050	1202		{1102
G503-7741415	0105.5	G518-7000997	2202	G740-7348605	1004
G503-7741419	0105.5	G518-7001411	1202	G740-7348609	1204.3
G503-7741420	0105.1	G529-7412179	1202	G740-7348610	1204.3
G503-7741427	0105.5	G592-7722333	{0613.1	G740-7348611	1201
G503-7743569	0105.2		{0617	G740-7348759	1006
G503-7743652	0802.1	G592-7723309	{0613.1	G740-7348762	1006
G503-7743751	0104.2		{0617	G740-7348763	1006
G503-7743752	0104.2	G592-7731428	0617	G740-7348764	1006
G503-7743818	0102.1	G671-7001905	0302.1	G740-7348765	1006
G503-7744319	0105.3	G671-7001906	0302.1	G740-7348766	1006
G503-7744324	0106.1	G716-5293056	0301	G740-7348767	1006
G503-7744331	0106.1	G716-7347355	0604.1	G740-7348768	1006
G503-7744332	0106.1	G716-7411250	0504	G740-7351313	1104.1
G503-7744333	0106.1	G716-8329517	0105.1	G740-7351314	1805
G503-7744469	0102.1	G716-8329518	0105.1	G740-7351315	0309
G503-7744471	0104.2	G716-8329519	0105.1	G740-7351316	0309
G503-7744472	{0104.2	G716-8329694	0105.1	G740-7351376	1401
	{0105.2	G716-8329966	0503	G740-7351403	1006
G503-7744473	0102.1	G716-8673476	0102.1	G740-7351404	1006
G503-8387940	{0202	G732-5214750	0302.1	G740-7351413	0105.3
	{1206	G740-5336400	0304.5	G740-7369850	0801
G503-8393055	1401	G740-7032605	0304.5	G740-7369880	0501
G505-0682454	0609.1	G740-7032606	1104.1	G740-7369881	0106.2
G505-5346736	0301	G740-7032607	0304.5	G740-7369951	2201
G505-8376245	0702.3	G740-7032623	0704	G740-7372448	0704
G505-8376246	0702.3	G740-7032624	0704	G740-7372500	0301
G506-7538146	0609.1	G740-7032625	1204.5	G740-7372502	0301
G506-7538582	0609.1	G740-7032626	1006	G740-7372506	1501
G507-5293063	0301	G740-7032628	1004	G740-7372507	1501
G507-5307283	0604.1	G740-7032629	1101	G740-7372511	0301
G507-5308275	0603	G740-7032630	1102	G740-7372512	0301
G507-5308307	0603	G740-7032631	1102	G740-7372513	0301
G507-5312057	0301	G740-7032632	1102	G740-7372514	0301
G507-5346738	0301	G740-7032633	1102	G740-7372517	0301
G507-5346767	0604.1	G740-7032634	1102	G740-7372518	0301
G507-5346768	0604.1	G740-7047970	0304.5	G740-7372519	0301
G507-5346774	0604.1	G740-7047998	{0304.5	G740-7372520	0301
G507-5346775	0604.1		{0613.1	G740-7372521	0301
G507-5346784	0604.1	G740-7048736	0401	G740-7372522	0301
G507-6245928	0106.2	G740-7065900	0704	G740-7372525	0301
G507-7410270	0302.1	G740-7346940	0612	G740-7372527	0301
G507-7702608	0602		{0612	G740-7372528	0301
G507-7702645	0602	G740-7346945	{0613.1	G740-7372529	0301
G507-7702646	0602		{2208.1	G740-7372530	0301
G508-5160323	1204.1	G740-7347733	1006	G740-7372531	0301
G508-5214539	{0603	G740-7348525	2201	G740-7372533	0301
	{1204.1	G740-7348567	{1804	G740-7372534	0301
G508-5214752	0302.1		{1805	G740-7372536	0301
G508-5214889	0302.1	G740-7348568	0304.1	G740-7372537	0301
G508-5214987	0302.1	G740-7348571	0503	G740-7372538	0301
G508-5293034	0301	G740-7348574	0611	G740-7372539	0301
G509-0389511	0106.2	G740-7348578	0604.1	G740-7372541	0301
G509-5308281	0106.2	G740-7348602	1001	G740-7372542	0301
G509-7016403	0302.1	G740-7348603	1002	G740-7372544	0100.2
G509-7058965	2202			G740-7372545	0100.2
G509-7529093	0106.2			G740-7372551	0100.2
				G740-7372554	0304.5

ORDNANCE STOCK NUMBER INDEX—Continued

STOCK NO.	SUBGROUP	STOCK NO.	SUBGROUP	STOCK NO.	SUBGROUP
G740-7372557	0106.6	G740-7372846	{1002	G740-7374967	0804
G740-7372558	0102.1		{1102	G740-7374968	0804
G740-7372559	0102.1	G740-7372847	{1002	G740-7374969	0704
G740-7372560	0102.1		{1102	G740-7374970	0704
G740-7372564	0102.2	G740-7372848	{1002	G740-7374971	0704
G740-7372565	0102.2		{1102	G740-7374972	0704
G740-7372566	0102.2	G740-7372849	{1002	G740-7374973	0704
G740-7372567	0102.2		{1102	G740-7374974	0704
G740-7372568	0102.2	G740-7372850	{1002	G740-7374975	0704
G740-7372569	0102.2		{1102	G740-7374976	0704
G740-7372570	0102.2	G740-7372851	{1002	G740-7374977	0704
G740-7372571	0102.2		{1102	G740-7374978	0704
G740-7372572	0102.2	G740-7372852	{1002	G740-7374979	0704
G740-7372573	0102.2		{1102	G740-7374980	0704
G740-7372574	0102.2	G740-7372853	{1002	G740-7374983	1104.1
G740-7372575	0102.2		{1102	G740-7374984	1104.1
G740-7372576	0105.5	G740-7372854	1002	G740-7374985	1104.1
G740-7372578	0105.5	G740-7372855	{1002	G740-7374986	1104.1
G740-7372579	0105.5		{1102	G740-7374987	1104.1
G740-7372585	0105.2	G740-7372856	1002	G740-7374990	0802.5
G740-7372586	0106.1	G740-7372857	1002	G740-7374991	0702.3
G740-7372587	0106.1	G740-7372858	{1002	G740-7374992	0702.3
G740-7372661	0201		{1102	G740-7374993	0702.3
G740-7372667	0702.5	G740-7372859	1002	G740-7374994	0702.3
G740-7372670	1806	G740-7372860	1002	G740-7374995	0702.3
G740-7372678	1101	G740-7372863	{1002	G740-7374996	0702.3
G740-7372679	1102		{1102	G740-7374998	0702.3
G740-7372806	0504	G740-7372864	1006	G740-7374999	0702.3
G740-7372807	0504	G740-7372865	1006	G740-7375000	1601.3
G740-7372808	0503	G740-7372866	1006	G740-7375001	1601.3
G740-7372809	0504	G740-7372867	1006	G740-7375005	1601.3
G740-7372810	0504		{0802.5	G740-7375006	{1601.1
G740-7372816	0505	G740-7372868	{0802.7		{1601.3
G740-7372818	2101		{1102	G740-7375007	1806
G740-7372819	2101	G740-7372869	1006	G740-7375008	1806
G740-7372820	2101	G740-7372870	1006	G740-7375012	0306
G740-7372822	0202	G740-7372872	1006	G740-7375020	0306
G740-7372823	0202	G740-7372873	0104.1	G740-7375021	0505
G740-7372826	0202	G740-7372874	0104.1	G740-7375022	0609.1
G740-7372827	{0202	G740-7372875	0104.1	G740-7375023	0609.1
	{1206	G740-7372876	0104.1	G740-7375024	0609.1
G740-7372832	0106.6	G740-7372877	0701	G740-7375028	0102.1
G740-7372833	1204.5	G740-7372878	0800	G740-7375030	0501
G740-7372834	1204.5		{0701	G740-7375032	0105.1
G740-7372835	1204.5	G740-7372879	{0801	G740-7375033	0105.1
G740-7372836	1204.5		{1004	G740-7375034	0105.1
G740-7372837	1204.5		{0609.2	G740-7375035	0105.1
G740-7372838	1204.3	G740-7372885	{1804	G740-7375036	0306
G740-7372839	1204.5		{1805	G740-7375045	1004
G740-7372840	1206		{1806	G740-7375048	1004
G740-7372842	1001		{1808	G740-7375049	1004
G740-7372843	{1002	G740-7372886	{1701	G740-7375051	0801
	{1102		{2101	G740-7375052	0801
G740-7372844	{1002	G740-7372889	2201	G740-7375053	0801
	{1102	G740-7372890	2201	G740-7375056	0106.2
G740-7372845	{1002	G740-7372891	2201	G740-7375057	0106.2
	{1102	G740-7372898	2201	G740-7375058	0106.2
		G740-7372899	2201	G740-7375059	0106.2
		G740-7374966	0804	G740-7375060	0106.2

ORDNANCE STOCK NUMBER INDEX—Continued

STOCK NO.	SUBGROUP	STOCK NO.	SUBGROUP	STOCK NO.	SUBGROUP
G740-7375063	0304.5	G740-7375337	1401	G740-7411927	2001.1
G740-7375064	0312	G740-7375339	1401	G740-7411930	2001.1
G740-7375065	{0202	G740-7375341	1401	G740-7411931	2001.1
	{1206	G740-7375347	1401	G740-7411932	2001.1
G740-7375071	{0601.1	G740-7375348	1401	G740-7411933	2001.1
	{0601.3	G740-7375349	1401	G740-7411934	2001.1
G740-7375075	0401	G740-7375350	1808	G740-7411935	2001.1
G740-7375076	0401	G740-7375351	1808	G740-7411936	2001.1
G740-7375077	0401	G740-7375353	1808	G740-7411937	2001.1
G740-7375081	0800	G740-7375354	1808	G740-7411938	2001.1
G740-7375082	0800	G740-7375355	1808	G740-7411939	2001.1
G740-7375110	0604.1	G740-7375357	0602	G740-7411940	{2001.1
G740-7375112	0312	G740-7375358	1808		{2002.1
G740-7375114	0312	G740-7375371	{0602	G740-7411941	2001.1
G740-7375128	0304.5		{0604.1	G740-7411942	2001.1
G740-7375129	0312	G740-7375372	0604.1	G740-7411943	2001.1
G740-7375131	0802.1	G740-7375373	0604.1	G740-7411944	2001.1
G740-7375132	0802.1	G740-7375376	0604.1	G740-7411945	2001.1
G740-7375133	0802.3	G740-7375377	0604.1	G740-7411950	2001.3
G740-7375134	0802.3	G740-7375378	0604.1	G740-7411953	2001.3
G740-7375135	0802.3	G740-7375381	0302.1	G740-7411954	2001.5
G740-7375136	1104.1	G740-7375382	0302.1	G740-7411955	2001.5
G740-7375137	1311	G740-7375383	0302.1	G740-7411956	2001.5
G740-7375138	1104.1	G740-7375385	0302.1	G740-7411957	2001.5
G740-7375139	1311	G740-7375388	{0601.1	G740-7411958	2001.5
G740-7375142	1311		{0601.3	G740-7411959	2001.5
G740-7375143	1311	G740-7375389	{0601.1	G740-7411961	2002.1
G740-7375144	1311		{0601.3	G740-7411962	2002.1
G740-7375146	0610	G740-7375392	0312	G740-7411963	2002.1
G740-7375153	2002.5	G740-7375399	1808	G740-7411964	2002.1
G740-7375155	1401	G740-7376904	0106.6	G740-7411965	2002.1
G740-7375158	1805	G740-7376905	1806	G740-7411966	2002.1
G740-7375163	1808	G740-7376907	0106.1	G740-7411967	2002.1
G740-7375166	1808	G740-7410836	{0106.5	G740-7411970	2002.1
G740-7375169	1808		{0304.5	G740-7411971	2002.1
G740-7375170	1805	G740-7410837	1503	G740-7411972	2002.1
G740-7375174	{0601.1	G740-7410838	1503	G740-7411973	2002.5
	{0601.3	G740-7411646	2001.3	G740-7411974	2002.5
G740-7375175	{0601.1	G740-7411677	2001.3	G740-7411975	2002.5
	{0601.3	G740-7411681	2001.3	G740-7411976	2002.5
G740-7375176	1204.1	G740-7411685	2001.3	G740-7411977	2002.5
G740-7375177	1401	G740-7411687	2001.3	G740-7411979	2002.5
G740-7375178	1401	G740-7411690	{2001.3	G740-7411980	2002.5
G740-7375179	1401		{2002.1	G740-7411981	2002.5
G740-7375180	1401	G740-7411799	2001.1	G740-7411982	2002.5
G740-7375181	1401	G740-7411800	2001.1	G740-7411983	2002.5
G740-7375182	1401	G740-7411801	2001.1	G740-7412437	0601.1
G740-7375183	1401	G740-7411802	2001.1	G740-7412438	0601.1
G740-7375189	2202	G740-7411803	2001.1	G740-7412442	0611
G740-7375190	2202	G740-7411804	2001.1	G740-7412445	1401
G740-7375192	1102	G740-7411805	2001.1	G740-7412446	1401
G740-7375195	1102	G740-7411920	2001.1	G740-7412576	1401
G740-7375197	1102	G740-7411921	2001.1	G740-7412577	1401
G740-7375301	0603	G740-7411922	2001.1	G740-7412579	1401
G740-7375312	1804	G740-7411923	2001.1	G740-7412580	1401
G740-7375324	2201	G740-7411924	2001.1	G740-7412583	2210
G740-7375330	0601.1	G740-7411925	2001.1	G740-7412641	0607
G740-7375336	1401	G740-7411926	2001.1	G740-7412643	0613.1

ORDNANCE STOCK NUMBER INDEX—Continued

STOCK NO.	SUBGROUP	STOCK NO.	SUBGROUP	STOCK NO.	SUBGROUP
G740-7412959	0301	G740-7697499	1806	G740-7697596	{1601.1
G740-7412960	0604.1	G740-7697501	1806		{1601.3
G740-7416478	0302.1	G740-7697502	1806	G740-7697598	{1601.1
G740-7416521	0608	G740-7697505	1806		{1601.3
G740-7416524	1204.1	G740-7697506	1806	G740-7697600	1601.1
G740-7418140	1204.1	G740-7697507	1806	G740-7697601	1601.1
G740-7418146	1204.5	G740-7697508	1806	G740-7697602	{1601.1
G740-7418147	1804	G740-7697509	1806		{1601.3
G740-7418148	1804	G740-7697510	1806	G740-7697606	1002
G740-7418343	0609.1	G740-7697512	1503	G740-7697608	0900
G740-7418835	0607	G740-7697513	1801	G740-7697611	0900
G740-7524316	1503	G740-7697514	1801	G740-7697613	0900
G740-7539310	1204.1	G740-7697515	{1804	G740-7697614	0505
G740-7697418	2201		{1805	G740-7716654	0601.1
G740-7697419	0702.5	G740-7697519	1805	G740-7731429	0617
G740-7697420	0702.5	G740-7697520	1805	G740-7760417	0603
G740-7697421	0702.5	G740-7697521	1805	G740-7994190	2001.3
G740-7697422	0702.5	G740-7697522	1805	G740-7994194	2001.3
G740-7697423	0702.5	G740-7697523	1805	G740-7994778	1004
G740-7697424	0702.5	G740-7697525	1805	G740-8328043	0100.2
G740-7697425	0702.5	G740-7697526	1805	G740-8328046	0103
G740-7697427	0702.5	G740-7697527	{1804	G740-8328047	0103
G740-7697428	0702.5		{1805	G740-8328048	0103
G740-7697429	0702.5	G740-7697534	1806	G740-8328049	0103
G740-7697436	1504	G740-7697535	1806	G740-8328125	0103
G740-7697439	1504	G740-7697536	1806	G740-8328126	0105.1
	{1703	G740-7697537	1806	G740-8328127	0201
G740-7697440	{1804	G740-7697538	1806	G740-8328129	0202
	{2201	G740-7697539	1806	G740-8328130	0202
G740-7697441	1504	G740-7697546	0702.5	G740-8328132	0603
G740-7697446	{1803.1	G740-7697547	0702.5	G740-8328133	0603
	{2101		{1701	G740-8328134	0603
G740-7697447	1803.1	G740-7697548	{1804	G740-8328135	0603
G740-7697452	1206		{2101	G740-8328136	0603
G740-7697453	1206	G740-7697554	2210	G740-8328139	0603
G740-7697454	{0202	G740-7697555	2210	G740-8328140	0603
	{1206	G740-7697561	2210	G740-8328141	0603
G740-7697459	1204.3	G740-7697562	2210	G740-8328144	0603
G740-7697460	1204.3	G740-7697564	0702.1	G740-8328264	1503
G740-7697461	1204.3	G740-7697566	0702.1	G740-8328265	0201
G740-7697462	1204.3	G740-7697567	0702.1	G740-8328310	0103
G740-7697463	1202	G740-7697568	0702.1	G740-8328311	0103
G740-7697464	1202	G740-7697569	0702.1	G740-8328312	0103
G740-7697465	1204.1	G740-7697570	0702.1	G740-8328313	0103
G740-7697466	1206	G740-7697571	0702.1	G740-8329889	2002.5
G740-7697467	0802.7	G740-7697572	0702.1	G740-8330745	0104.2
G740-7697468	0802.7	G740-7697574	1501	G740-8330746	0104.2
G740-7697470	0804	G740-7697577	1805	G740-8330747	0104.2
G740-7697471	0700	G740-7697578	1805	G740-8330748	0104.2
G740-7697473	1204.1	G740-7697579	1805	G740-8332072	0202
G740-7697476	1204.1	G740-7697581	{1805	G740-8376244	0702.3
G740-7697477	1204.1		{1808	G741-5214758	0302.1
G740-7697478	1204.1	G740-7697588	0503	G741-5293030	0301
G740-7697483	1703	G740-7697592	{1803.1	G741-5346762	0603
G740-7697487	1703		{2101	G741-6170220	0302.1
G740-7697489	1503	G740-7697593	2201	G741-7010695	0302.1
G740-7697490	1503	G740-7697594	2201	G741-7346969	0604.1
G740-7697497	1804	G740-7697595	2201	G741-7347547	0604.1

ORDNANCE STOCK NUMBER INDEX—Continued

STOCK NO.	SUBGROUP	STOCK NO.	SUBGROUP	STOCK NO.	SUBGROUP
G741-7347560	0602	G741-7374945	0602	G742-7526601	0607
G741-7347568	0603	G741-7374960	0602	G742-7529242	0609.1
G741-7347571	0603	G741-7374961	0602	G742-7538749	0601.3
G741-7347572	0603	G741-7374964	0602	G742-7538750	0601.3
G741-7347573	0601.1	G741-7374965	0602	G742-7538751	0601.3
G741-7348949	0602	G741-7412783	0609.2	G742-7538753	0601.3
G741-7351052	0704	G741-7413199	0302.1	G742-7538754	0601.3
G741-7351133	0604.1	G741-7413315	0601.3	G742-7538756	0601.3
G741-7355736	0601.3	G741-7413317	0601.3	G742-7538757	0601.3
G741-7369888	0603	G741-7413318	0601.3	G742-7538759	0601.3
G741-7369889	0603	G741-7413319	0601.3	G742-7538760	0601.3
G741-7374746	0601.1	G741-7524309	0602	G742-7538761	0601.3
G741-7374748	0601.1	G741-7526592	0607	G742-7538762	0601.3
G741-7374749	0601.1	G741-7526594	0607	G742-7538763	0601.3
G741-7374750	0601.1	G741-7526595	0607	G742-7538765	0601.3
G741-7374822	0602	G741-7526596	0607	G742-7538767	0601.3
G741-7374823	0602	G741-7526600	0607	G742-7538777	0601.3
G741-7374825	0602	G741-7705721	0201	G742-7538783	0601.3
G741-7374851	0601.1	G741-7722367	0613.1	G742-7538784	0601.3
G741-7374852	0601.1	G741-7722368	0613.1	G742-7538785	0601.3
G741-7374853	0601.1	G741-7760504	0609.1	G742-7538786	0601.3
G741-7374854	0601.1	G741-8327721	0601.1	G742-7538787	0601.3
G741-7374855	0601.1	G741-8328056	0603	G742-7539125	0302.1
G741-7374856	0601.1	G741-8328057	0603	G742-7539516	0607
G741-7374857	0601.1	G741-8328058	0603	G742-7539517	0607
G741-7374858	0601.1	G741-8328061	0603	G742-7539519	0607
G741-7374859	0601.1	G741-8328062	0603	G742-7539541	0609.1
G741-7374860	0601.1	G741-8328063	0603	G742-7539688	2208.1
G741-7374861	0601.1	G741-8328064	0603	G742-7539689	2208.1
G741-7374862	0601.1	G741-8328065	0603	G742-7716690	{0601.1
G741-7374863	0601.1	G741-8328066	0603		}0601.3
G741-7374865	0601.3	G741-8328067	0603	G742-7728341	0611
G741-7374866	0601.3	G741-8328069	0603	G742-7728788	0608
G741-7374878	0604.1	G741-8328071	0603	G742-7728852	0607
G741-7374881	0604.1	G741-8328076	0604.1	G742-7728853	0607
G741-7374882	{0604.1	G741-8332226	0601.1	G742-7728854	0607
	}0605	G741-8332556	0304.5	G742-7728856	0610
G741-7374885	0604.1	G742-5167516	0802.7	G742-7730893	0613.1
G741-7374886	0601.1	G742-5701238	0601.3	G742-7731435	0613.1
G741-7374887	0604.1	G742-7372727	0607	G742-7760396	2208.1
G741-7374888	0604.1	G742-7372738	0607	G742-7760409	0607
G741-7374893	0604.1	G742-7372752	0304.5	G742-7760412	0607
G741-7374894	0604.1	G742-7373350	0601.3	G742-7760418	0607
G741-7374895	0604.1	G742-7373354	1204.1	G742-7760503	0609.1
G741-7374917	0602	G742-7384388	0607	G742-7954230	0607
G741-7374918	0602	G742-7384389	0607	G742-7954231	0610
G741-7374919	0602	G742-7384392	0607	G742-7954511	0607
G741-7374920	0602	G742-7388813	0608	G742-8376374	0607
G741-7374921	0602	G742-7389566	0610	G742-8376375	2208.1
G741-7374922	0602	G742-7389567	0607	G742-8376377	0607
G741-7374923	0602	G742-7391017	0601.3	G744-7355830	2208.1
G741-7374924	0602	G742-7391018	0601.3	G744-7375694	0609.1
G741-7374925	0602	G742-7525365	0609.1	G744-7389881	2208.1
G741-7374930	0603	G742-7525936	0609.1	G744-7409316	1204.1
G741-7374938	0603	G742-7525937	0609.1	G744-7409702	2208.1
G741-7374940	0603	G742-7525940	0609.1	G744-7411069	1204.1
G741-7374943	0602	G742-7526023	0609.1	G744-7712833	0609.1
G741-7374944	0602	G742-7526591	0607	G744-8333722	0306

ORDNANCE STOCK NUMBER INDEX—Continued

STOCK NO.	SUBGROUP	STOCK NO.	SUBGROUP	STOCK NO.	SUBGROUP
G747-7328291	1311	G758-8328469	1703	G758-8329642	0304.1
G747-7328292	1311	G758-8328470	1703	G758-8329643	0304.1
G747-7328371	1311	G758-8328471	1703	G758-8329644	0304.1
G747-7328375	1311	G758-8328472	1703	G758-8329645	0304.5
G747-7328376	1311	G758-8328474	0101	G758-8329646	0304.1
G747-7355938	0617	G758-8328475	1501	G758-8329647	0304.1
G749-5291787	0304.5	G758-8328478	0802.7	G758-8329648	0304.1
G749-5294507	0609.1	G758-8328479	0802.7	G758-8329649	1601.1
G749-6246309	0304.5	G758-8328480	2208.1	G758-8329650	1808
G749-7039934	0106.2	G758-8328481	2208.1	G758-8329651	1804
G749-7358619	0607	G758-8328483	0103	G758-8329652	1804
G749-7368702	0607	G758-8328484	0103	G758-8329653	1804
G749-7526002	0609.1	G758-8328486	1806	G758-8329654	1808
G758-7010699	0302.1	G758-8328487	1806	G758-8329655	1808
G758-7351892	0106.6	G758-8328488	1806	G758-8329656	1804
G758-7358569	0604.1	G758-8328489	1806	G758-8329658	1804
G758-7971279	0302.1	G758-8328490	0501	G758-8329659	1804
G758-7994148	2002.1	G758-8328491	0501	G758-8329662	0613.1
G758-8328005	1102	G758-8328492	0501	G758-8329663	0612
G758-8328391	0100.2	G758-8328495	0900	G758-8329664	0612
G758-8328393	0100.2	G758-8328496	0900	G758-8329665	0612
G758-8328396	0100.1	G758-8328497	0900	G758-8329666	0612
G758-8328397	1004	G758-8328498	0900	G758-8329668	1204.1
G758-8328398	1004	G758-8328499	0900	G758-8329674	0802.5
G758-8328405	0106.6	G758-8329600	{ 1601.1	G758-8329675	0101
G758-8328406	0106.6		} 1601.3	G758-8329676	0101
G758-8328407	0106.6	G758-8329601	1601.1	G758-8329677	0101
G758-8328408	0106.6	G758-8329602	{ 1601.1	G758-8329678	0101
G758-8328409	0106.6		} 1601.3	G758-8329679	0101
G758-8328410	0106.6	G758-8329603	1601.3	G758-8329680	0101
G758-8328414	1002	G758-8329605	0604.1	G758-8329683	0106.5
G758-8328417	1701	G758-8329606	0304.5	G758-8329684	0106.5
G758-8328418	1701	G758-8329607	1202	G758-8329686	0610
G758-8328420	1701	G758-8329608	1202	G758-8329687	0610
G758-8328421	1701	G758-8329609	1202	G758-8329688	0611
G758-8328422	0106.2	G758-8329611	1202	G758-8329689	0611
G758-8328436	{ 0202	G758-8329613	0306	G758-8329690	0611
	} 1206	G758-8329614	0306	G758-8329691	0105.1
G758-8328437	0202	G758-8329615	0306	G758-8329693	0105.1
G758-8328439	0202	G758-8329616	0306	G758-8329694	0105.1
G758-8328440	0802.5	G758-8329617	0306	G758-8329695	0105.1
G758-8328441	0309	G758-8329618	0306	G758-8329696	0105.1
G758-8328442	1204.3	G758-8329619	0306	G758-8329697	0105.1
G758-8328443	1204.3	G758-8329621	0306	G758-8329698	0105.3
G758-8328444	1204.3	G758-8329623	1201	G758-8329699	0108
G758-8328445	1204.3	G758-8329626	1201	G758-8329700	0900
G758-8328446	1501	G758-8329627	1201	G758-8329701	0302.1
G758-8328448	1503	G758-8329629	1201	G758-8329702	0302.1
G758-8328449	0605	G758-8329630	1201	G758-8329703	0302.1
G758-8328455	0503	G758-8329632	1201	G758-8329704	0302.1
G758-8328456	0503	G758-8329633	1201	G758-8329705	0302.1
G758-8328457	0503	G758-8329634	0304.5	G758-8329706	0302.1
G758-8328458	0503	G758-8329636	0304.5	G758-8329707	0302.1
G758-8328461	1703	G758-8329637	0304.5	G758-8329708	0302.1
G758-8328463	0101	G758-8329638	0304.5	G758-8329709	0302.1
G758-8328464	1804	G758-8329639	0304.5	G758-8329710	0105.2
G758-8328465	1804	G758-8329640	0304.5	G758-8329711	0105.2
G758-8328468	1804	G758-8329641	0304.5	G758-8329712	0105.2

ORDNANCE STOCK NUMBER INDEX—Continued

STOCK NO.	SUBGROUP	STOCK NO.	SUBGROUP	STOCK NO.	SUBGROUP
G758-8329713	0105.2	G758-8329783	0306	G758-8330948	{0312
G758-8329714	0105.2	G758-8329784	0604.1		}1201
G758-8329715	0105.2	G758-8329785	0604.1	G758-8330950	1504
G758-8329716	0105.2	G758-8329786	0604.1	G758-8331232	1601.1
G758-8329717	0105.2	G758-8329787	0604.1	G758-8331234	1601.1
G758-8329718	0105.2	G758-8329825	0301	G758-8331235	1601.1
G758-8329719	0105.2	G758-8329826	0301	G758-8331236	1601.3
G758-8329720	0105.2	G758-8329828	0301	G758-8331237	1601.3
G758-8329721	0105.2	G758-8329830	0301	G758-8331238	1601.3
G758-8329723	1401	G758-8329831	0301	G758-8331239	1601.3
G758-8329724	1401	G758-8329832	0301	G758-8331246	0106.1
G758-8329725	1401	G758-8329833	0301	G758-8331793	{0802.5
G758-8329726	1401	G758-8329834	0301		}0802.7
G758-8329727	1401	G758-8329835	0301	G758-8331831	2101
G758-8329728	1401	G758-8329836	0301	G758-8331874	1204.1
G758-8329729	1401	G758-8329837	0301	G758-8331932	0106.6
G758-8329730	1401	G758-8329850	1101	G758-8331933	0306
G758-8329732	1311	G758-8329853	0701	G758-8331954	1805
G758-8329733	1805	G758-8329854	1100	G758-8332058	1101
G758-8329734	1808	G758-8329975	2101	G758-8332060	0503
G758-8329735	1805	G758-8329976	2101	G758-8332065	1804
G758-8329736	0613.1	G758-8329977	2101	G758-8332071	0100.1
G758-8329738	0605	G758-8329978	1601.1	G758-8332074	1503
G758-8329739	0401	G758-8329979	2101	G758-8332076	2202
G758-8329740	0603	G758-8329982	1808	G758-8332077	{0309
G758-8329741	1401	G758-8329983	1808		}0610
G758-8329742	1401	G758-8329984	{1808	G758-8332078	0602
G758-8329743	1401		}1812	G758-8332080	0302.1
G758-8329744	1401	G758-8329985	0613.1	G758-8332083	1204.1
G758-8329746	1401	G758-8329987	1808	G758-8332084	0304.5
G758-8329747	1401	G758-8329988	{1804	G758-8332085	0106.5
G758-8329748	1401		}1808	G758-8332124	2001.3
G758-8329750	0108	G758-8329992	1000	G758-8332473	0502
G758-8329751	0108	G758-8329993	0800	G758-8332474	1401
G758-8329754	2201	G758-8329994	0704	G758-8332475	1401
G758-8329756	1804	G758-8329996	2202	G758-8332476	1401
G758-8329759	0312	G758-8329997	2202	G758-8332513	1806
G758-8329760	0312	G758-8330073	0105.2	G758-8332514	{0700
G758-8329761	0312	G758-8330124	0304.1		}2001.3
G758-8329762	0312	G758-8330125	0304.1	G758-8332515	1401
G758-8329763	0312	G758-8330126	0304.1	G758-8332516	1401
G758-8329764	0312	G758-8330127	0304.1	G758-8332517	1401
G758-8329765	0312	G758-8330128	0304.1	G758-8332518	0611
G758-8329766	0312	G758-8330129	0304.1	G758-8332519	1311
G758-8329767	0312	G758-8330225	0105.2	G758-8332520	0301
G758-8329768	0312	G758-8330238	2202	G758-8332521	0302.1
G758-8329769	0312	G758-8330239	0103	G758-8332522	0601.1
G758-8329770	0312	G758-8330271	0106.2	G758-8332524	0610
G758-8329771	0301	G758-8330272	0106.6	G758-8332529	{1601.1
G758-8329772	0301	G758-8330507	1601.1		}1601.3
G758-8329773	0301	G758-8330508	1601.3	G758-8332530	0106.6
G758-8329774	0301	G758-8330509	1601.1	G758-8332534	0302.1
G758-8329775	0306	G758-8330510	1601.1	G758-8332535	0302.1
G758-8329777	0306	G758-8330511	1601.3	G758-8332549	1401
G758-8329778	0306	G758-8330512	1604.1	G758-8332550	1401
G758-8329779	1804	G758-8330513	1604.1	G758-8332551	1401
G758-8329781	0306	G758-8330946	0306	G758-8332552	1401
G758-8329782	0306	G758-8330947	0312	G758-8332553	1401

ORDNANCE STOCK NUMBER INDEX—Continued

STOCK NO.	SUBGROUP	STOCK NO.	SUBGROUP	STOCK NO.	SUBGROUP
G758-8332574	1804	G758-8333284	1201	G758-8333425	1605
G758-8332675	0304.1	G758-8333285	1601.1	G758-8333426	2210
G758-8332677	0611	G758-8333286	1601.1	G758-8333427	2210
G758-8332928	{1504	G758-8333287	{1601.1	G758-8333428	2210
	1601.3		1601.3	G758-8333429	2210
G758-8333019	1601.1	G758-8333288	1601.3	G758-8333767	1601.1
G758-8333061	0900	G758-8333289	1604.1	G758-8333800	1601.3
G758-8333106	1311	G758-8333290	1604.1	G758-8376378	0607
G758-8333138	{1601.1	G758-8333291	1605	G758-8376379	0607
	1601.3	G758-8333292	1605	G758-8376380	0607
G758-8333259	{1601.1	G758-8333293	1605	G758-8386439	2210
	1601.3	G758-8333294	1605	G758-8386440	2210
G758-8333277	0306	G758-8333295	1605	G758-8673359	2210
G758-8333278	0401	G758-8333296	1605	G758-8720570	0302.1
G758-8333279	0401	G758-8333297	1605	G780-7418111	0104.1
G758-8333280	0610	G758-8333298	1605	G780-7418112	0104.1
G758-8333281	0613.1	G758-8333299	1605	G780-7418113	0104.1
G758-8333282	0613.1	G758-8333364	0312	G780-7418114	0104.1
G758-8333283	0900	G758-8333365	0312	G780-7418115	0104.1
		G758-8333378	1311		

FEDERAL STOCK NUMBER INDEX

This index which includes the 11-digit Federal Stock Number and the 7-digit Federal Item Identification Number is prepared in strict numerical sequence.

STOCK NO.	SUBGROUP	STOCK NO.	SUBGROUP	STOCK NO.	SUBGROUP
010-0025	{1004		{0304.5	012-0424	1503
	{1202		0309	012-0426	0603
010-2683	1812	012-0361	{0613.1	012-0608	1801
010-3025	1601.3		0617	012-0614	0604.1
010-3387	2002.1		1804	012-0619	0301
	{0101		1808	012-0640	0103
010-3865	{0103	012-0367	{0312		{0615
	{0304.1		{0610	012-0647	{1501
010-3866	1401		{0105.2		{2202
010-3868	0101		0202	012-0677	{0401
	{0101		0501		{2202
010-3877	{0103	012-0368	{0609.1	012-0678	1801
	{0304.1		{1201	012-0741	{0106.2
010-3880	0101		1401		{1601.3
010-3883	0101		1601.1		{0612
010-4052	1808		1601.3	012-0758	1501
010-4067	0612		{0103		2101
010-4084	1812		0301		{0306
010-4097	{0100.2		0601.1	012-0854	0603
	{1501		0601.3		2002.1
010-4099	2201	012-0369	{0615	012-0915	1501
010-4111	1806		{1201	012-0930	2002.1
010-4137	1812		1202	012-1222	{0501
010-4235	0612		1801		{1204.1
010-4249	0612		2202	012-1224	{0601.1
010-6343	{1002		{0601.1		{1605
	{1102		0601.3	012-1661	0401
011-2011	0604.1	012-0370	{1204.1	012-1741	1201
011-2726	0312		1401	012-1832	0609.1
011-3185	{0101		1605	012-1839	0302.1
	{0704		{0800	012-1841	0607
011-7877	2002.5	012-0371	{1503	012-1893	1812
011-8073	1806		{2101	012-1913	0610
	{0601.3	012-0375	{1804	012-1949	1401
011-8831	0603		{1806	012-2058	0302.1
	{0604.1		{1806	012-2126	2001.1
011-9117	{0202	012-0376	{1812	012-2159	0312
	{1201		{2201	012-2260	0105.5
	{0106.6	012-0377	{1504	012-3450	0302.1
012-0123	0202		{1808	012-3473	0202
	{0802.1	012-0382	{0103	012-3520	0105.5
	{0100.2		{0104.1	012-3534	1206
012-0213	0103	012-0383	0202	012-3567	{1501
	{0106.2		1604.1		{1605
	1806	012-0393	0401	012-3605	{2001.1
012-0229	1801		1806		{2101
012-0232	1801	012-0394	0601.3	012-3774	0401
012-0233	{0800	012-0395	{1701	012-3798	1401
	{2002.1	012-0399	{2101	012-4139	1401

FEDERAL STOCK NUMBER INDEX—Continued

STOCK NO.	SUBGROUP	STOCK NO.	SUBGROUP	STOCK NO.	SUBGROUP
012-4145	1401	013-7168	{1401	019-2452	{2001.5
	{1401		}1812		}2002.1
012-4155	1601.1		{0603	021-3698	1401
	{1601.3	013-7185	}1201	021-4002	0604.1
012-4169	1503		{1605	021-4644	1401
012-4543	0603	013-7204	1104.1	021-7233	0801
012-4545	{0601.1	013-7214	1401	021-9708	2001.1
	{0601.3	013-7228	1206	022-2460	2001.1
	{0102.1	013-7396	1204.5	022-5831	2202
012-4549	{0105.5	013-7398	0306	022-7477	0601.3
	{0202	013-8538	{0105.2	022-7785	0601.1
	{0105.2		}1401	042-3553	1204.3
012-4920	0312	014-2427	{0304.5	042-3555	1204.5
	{0603		}0306	042-3560	2101
012-4944	1201	014-2431	{0304.5	042-3563	0102.1
012-4949	1401		}1204.5	042-3569	{0105.3
012-5043	0601.1	014-3932	{0106.5		}0105.5
012-5250	1401		}0306	042-3571	{0601.1
012-5348	1605	014-3933	0101		}0601.3
012-6715	1504	014-3934	{2001.1	042-4632	0602
012-7651	0602		}2002.1	042-5338	1804
012-7951	{0106.2	014-3935	0504		{1804
	{0306	014-3981	0504	042-5379	1805
012-8417	{1812	014-5371	{1503		1806
	{2201		}1812		1808
013-1014	0604.1	014-8313	0612	042-5380	1805
013-1015	0602		{0312	042-5388	0612
013-1016	1401		{1504	042-5591	1401
013-1018	1401	015-5937	1703	042-5899	1805
013-1044	0601.3		{1803.1	042-6747	2001.1
013-1046	1401		1804	042-6892	0702.1
013-1100	{1601.1		{1808	042-6894	0602
	}1601.3	015-6253	1804	042-6915	0607
013-1182	0607	017-7923	1201	043-5857	0607
013-1205	1201	017-8378	0617		{1601.1
013-1395	0610	017-8469	0602	044-2830	1601.3
013-1885	1808	017-8571	{0601.1		1604.1
013-1958	0601.1		}1401		{0106.5
013-1966	0601.1	017-9890	{1002	044-4038	0106.6
	{0601.1		}1102		{0306
013-1970	0603	018-0020	2001.1	044-4614	0602
	{0607	018-0118	0802.3	044-6161	0601.3
013-1987	0601.3	018-0122	0802.5	044-6363	{1201
013-2110	0601.1	018-0132	0802.7		}1801
013-2119	0601.1	018-1370	1311	044-6609	0617
013-2124	0302.1	018-1618	0202	050-0718	0601.1
013-2128	0601.1	018-1643	1004	050-1220	0603
013-2138	0601.1	018-1645	1004	050-1229	1311
013-2684	0304.5	018-1673	1401	050-3112	0401
013-2908	0602	018-7263	1204.5	050-3323	0603
013-2923	0602	018-7527	0106.6	050-3342	0602
013-4566	0609.1	018-7979	{0304.1	050-3345	0900
013-4570	0603		}0602	050-3348	0401
013-4685	1812		{1001	050-3351	{1206
013-5026	1812	018-7993	1101		}1501
013-5104	1812		{1201	050-3354	{0108
013-6603	1805		}2101		}0401

FEDERAL STOCK NUMBER INDEX—Continued

STOCK NO.	SUBGROUP	STOCK NO.	SUBGROUP	STOCK NO.	SUBGROUP
	0900	2510-736-1994	0312	2510-769-7870	1501
	1503		2002.5	2510-770-1328	1801
050-4203	1601.1	2510-736-9951	2201	2510-772-9796	0609.1
	1601.3	2510-737-1056	1501	2510-773-5833	1601.1
	2001.1	2510-737-1090	1601.1		1601.3
	1104.1		1601.3	2510-773-5843	1601.3
	1206	2510-737-2507	1501	2510-776-2687	0609.1
050-4208	1401	2510-737-2818	2101		0617
	1601.1	2510-737-2819	2101	2510-776-2751	0617
	1601.3	2510-737-2838	1204.3	2520-360-7265	0704
052-0944	1313	2510-737-2889	2201	2520-385-4216	2202
054-6875	0603	2510-737-2890	2201	2520-495-7068	1002
054-6880	0604.1	2510-737-2891	2201	2520-495-7088	0804
057-1283	0702.5	2510-737-2898	2201	2520-495-7097	0802.5
100-0082	0802.5	2510-737-5000	1601.3	2520-495-7100	0804
100-3526	1311	2510-737-5001	1601.3	2520-495-7107	0804
246-7553	1202	2510-737-5158	1805	2520-495-7112	1002
249-9354	0612	2510-737-5169	1808	2520-495-7178	0802.3
350-0843	0604.1	2510-737-5170	1805	2520-495-9515	0800
350-5667	2202	2510-737-5312	1804		1501
350-9269	0613.1	2510-737-5350	1808	2520-495-9524	0802.5
	0607	2510-737-5354	1808	2520-495-9555	0202
350-9273	0609.1	2510-737-5355	1808	2520-499-8876	0704
	0613.1	2510-737-5358	1808	2520-524-6557	0202
	0607	2510-741-8147	1804	2520-703-2623	0704
350-9279	0609.1	2510-741-8148	1804	2520-703-2624	0704
	0613.1	2510-752-6596	0607	2520-703-2626	1006
	0617	2510-752-6600	0607	2520-703-2629	1101
	0607	2510-753-9519	0607	2520-703-2630	1102
350-9280	0609.1	2510-769-7436	1504	2520-703-2632	1102
	0613.1	2510-769-7441	1504	2520-703-2633	1102
	0617	2510-769-7483	1703	2520-734-7733	1006
350-9282	0609.1	2510-769-7487	1703	2520-734-8602	1001
	0613.1	2510-769-7489	1503	2520-734-8603	1002
524-6558	0202	2510-769-7497	1804	2520-734-8604	1002
705-6715	0613.1	2510-769-7501	1806		1102
736-2371	1204.1	2510-769-7502	1806	2520-734-8759	1006
737-2738	0607	2510-769-7505	1806	2520-734-8764	1006
752-4913	0609.2	2510-769-7506	1806	2520-734-8765	1006
752-6940	0605	2510-769-7507	1806	2520-734-8766	1006
752-6949	0605	2510-769-7509	1806	2520-735-1313	1104.1
	1201	2510-769-7510	1806	2520-735-1403	1006
752-6951	0605	2510-769-7512	1503	2520-735-1404	1006
752-6961	0605	2510-769-7513	1801	2520-736-8260	0202
753-8782	0601.3	2510-769-7514	1801	2520-736-9850	0801
753-9310	1204.1	2510-769-7520	1805	2520-737-1035	0802.7
771-6562	0601.1	2510-769-7521	1805	2520-737-1110	1006
	0601.3	2510-769-7522	1805	2520-737-1210	0801
771-6895	0613.1	2510-769-7525	1805	2520-737-1340	0202
772-3306	0613.1	2510-769-7534	1806	2520-737-2661	0201
772-3308	0613.1	2510-769-7535	1806	2520-737-2667	0702.5
772-3309	0613.1			2520-737-2670	1806
772-6808	0607	2510-769-7548	1701	2520-737-2679	1102
774-1407	0105.3		1804	2520-737-2822	0202
774-4471	0104.2		2101	2520-737-2823	0202
2510-368-2630	0202	2510-769-7578	1805	2520-737-2826	0202
2510-495-3672	1812	2510-769-7579	1805	2520-737-2842	1001
2510-734-8525	2201	2510-769-7600	1601.1	2520-737-2854	1002
		2510-769-7601	1601.1		

FEDERAL STOCK NUMBER INDEX—Continued

STOCK NO.	SUBGROUP	STOCK NO.	SUBGROUP	STOCK NO.	SUBGROUP
2520-737-2856	1002	2520-741-1959	2001.5	2530-703-2625	1204.5
2520-737-2860	1002	2520-741-1962	2002.1	2530-703-6567	1401
2520-737-2872	1006	2520-741-1963	2002.1	2530-703-6585	1401
2520-737-2877	0701	2520-741-1964	2002.1	2530-732-8291	1311
2520-737-2878	0800	2520-741-1965	2002.1	2530-732-8292	1311
2520-737-3108	1006	2520-741-1967	2002.1	2530-734-0237	1206
2520-737-3119	0804	2520-741-1970	2002.1	2530-734-8609	1204.3
2520-737-3156	0802.5	2520-741-1971	2002.1	2530-734-8610	1204.3
2520-737-3157	{0802.5	2520-741-1973	2002.5	2530-734-8852	1204.3
	0802.7	2520-741-1974	2002.5	2530-737-1030	1401
2520-737-3158	0802.7	2520-741-1975	2002.5	2530-737-1108	1004
2520-737-3160	0802.7	2520-741-1976	2002.5	2530-737-2342	1204.1
2520-737-3162	0801	2520-741-1977	2002.5	2530-737-2835	1204.5
2520-737-3166	0802.7	2520-741-1982	2002.5	2530-737-2836	1204.5
2520-737-4966	0804	2520-741-2442	0611	2530-737-2837	1204.5
2520-737-4970	0704	2520-754-0093	1006	2530-737-2839	1204.5
2520-737-4971	0704	2520-769-6481	0804	2530-737-2855	{1002
2520-737-4972	0704	2520-769-6494	0802.5		1102
2520-737-4974	0704	2520-769-6512	1002	2530-737-2857	1002
2520-737-4976	0704	2520-769-6523	1004	2530-737-2866	1006
2520-737-4977	0704	2520-769-7420	0702.5	2530-737-2867	1006
2520-737-4979	0704	2520-769-7421	0702.5	2530-737-4986	1104.1
2520-737-4980	0704	2520-769-7422	0702.5	2530-737-4987	1104.1
2520-737-4990	0802.5	2520-769-7423	0702.5	2530-737-5048	1004
2520-737-4991	0702.3	2520-769-7424	0702.5	2530-737-5139	1311
2520-737-4992	0702.3	2520-769-7425	0702.5	2530-737-5142	1311
2520-737-4994	0702.3	2520-769-7467	0802.7	2530-737-5143	1311
2520-737-4995	0702.3	2520-769-7468	0802.7	2530-737-5144	1311
2520-737-4998	0702.3	2520-769-7470	0804	2530-737-5176	1204.1
2520-737-4999	0702.3	2520-769-7471	0700	2530-737-5179	1401
2520-737-5051	0801	2520-769-7515	1805	2530-737-5182	1401
2520-737-5052	0801	2520-769-7519	1805	2530-737-5183	1401
2520-737-5053	0801	2520-769-7527	1805	2530-737-5195	1102
2520-737-5081	0800	2520-769-7564	0702.1	2530-737-5197	1102
2520-737-5082	0800	2520-769-7566	0702.1	2530-737-5339	1401
2520-737-5132	0802.1	2520-769-7570	0702.1	2530-737-5440	1204.1
2520-737-5133	0802.3	2520-769-7577	1805	2530-740-9316	1204.1
2520-737-5134	0802.3	2520-769-7606	1002	2530-741-1069	1204.1
2520-737-5153	2002.5	2520-769-7608	0900	2530-741-1930	2001.1
2520-741-1677	2001.3	2520-769-7611	0900	2530-741-1938	2001.1
2520-741-1681	2001.3	2520-772-6804	0607	2530-741-2445	1401
2520-741-1685	2001.3	2520-776-5214	0609.1	2530-741-2446	1401
2520-741-1799	2001.1	2520-833-1730	0702.5	2530-741-2576	1401
2520-741-1805	2001.1	2520-833-1732	0702.3	2530-741-2577	1401
2520-741-1921	2001.1	2520-837-6245	0702.3	2530-741-6524	1204.1
2520-741-1922	2001.1	2530-352-6960	1311	2530-741-7607	1204.1
2520-741-1923	2001.1	2530-352-6961	1311		{0607
2520-741-1924	2001.1	2530-359-0445	1204.1	2530-752-4649	0611
2520-741-1925	2001.1	2530-359-0456	1204.1		0617
2520-741-1934	2001.1	2530-359-0816	1204.1	2530-754-0096	1006
2520-741-1935	2001.1	2530-368-4866	1204.5	2530-769-6350	1401
2520-741-1941	2001.1	2530-371-4134	1204.5	2530-769-6351	1401
2520-741-1942	2001.1	2530-378-7735	1204.1	2530-769-6352	1401
2520-741-1945	2001.1	2530-495-7074	1001	2530-769-6374	1401
2520-741-1953	2001.3	2530-495-7087	1006	2530-769-6479	{0802.5
2520-741-1955	2001.5	2530-495-8677	1204.5		0802.7
2520-741-1956	2001.5	2530-495-9594	1202	2530-769-6518	1004
2520-741-1958	2001.5	2530-495-9595	1202	2530-769-6526	1004

FEDERAL STOCK NUMBER INDEX—Continued

STOCK NO.	SUBGROUP	STOCK NO.	SUBGROUP	STOCK NO.	SUBGROUP
2530-769-7452	1206	2805-360-7899	0104.1	2910-495-1697	0301
2530-769-7462	1204.3	2805-360-7912	0104.2	2910-495-1772	0301
2530-769-7466	1206	2805-360-7941	0105.5	2910-495-1773	0301
2530-769-7478	1204.1	2805-360-7950	0106.1	2910-521-4758	0302.1
2530-769-7526	1805	2805-360-8185	0202	2910-521-4759	0302.1
2530-770-1327	1801	2805-495-9607	0102.2	2910-521-4761	0302.1
2530-773-5312	1204.3	2805-495-9608	0102.2	2910-529-2984	0302.1
2530-833-1733	0702.3	2805-495-9610	0102.2	2910-529-3034	0301
2530-833-2534	0302.1	2805-495-9611	0102.2	2910-534-6738	0301
2530-833-2535	0302.1	2805-732-9277	0104.1	2910-700-1906	0302.1
2540-054-7202	{2201	2805-735-4313	0105.3	2910-701-0695	0302.1
	2202	2805-737-1145	0104.1	2910-701-6403	0302.1
2540-495-9499	0202	2805-737-1503	0102.2	2910-735-1316	0309
2540-707-3209	1503	2805-737-2544	0100.2	2910-737-2500	0301
2540-707-3213	1503	2805-737-2545	0100.2	2910-737-2502	0301
2540-709-9460	2202	2805-737-2551	0100.2	2910-737-2513	0301
2540-734-8574	0611	2805-737-2554	0304.5	2910-737-2517	0301
2540-735-1412	0611	2805-737-2558	0102.1	2910-737-2518	0301
2540-737-1194	0312	2805-737-2560	0102.1	2910-737-2519	0301
2540-737-2262	2202	2805-737-2567	0102.2	2910-737-2525	0301
2540-737-2506	1501	2805-737-2568	0102.2	2910-737-2531	0301
2540-737-5008	1806	2805-737-2576	0105.5	2910-737-2536	0301
2540-737-5189	2202	2805-737-2578	0105.5	2910-737-2537	0301
2540-737-5190	2202	2805-737-2585	0105.2	2910-737-2538	0301
2540-737-5324	2201	2805-737-2873	0104.1	2910-737-5012	0306
2540-737-5351	1808	2805-737-2874	0104.1	2910-737-5063	0304.5
2540-737-5353	1808	2805-737-2875	0104.1	2910-737-5174	0601.3
2540-737-5392	0312	2805-737-2876	0104.1	2910-737-5381	0302.1
2540-737-5399	1808	2805-737-5032	0105.1	2910-737-5382	0302.1
2540-741-0837	1503	2805-737-5033	0105.1	2910-737-5383	0302.1
2540-741-0838	1503	2805-737-5034	0105.1	2910-741-0836	{0106.5
2540-741-1932	2001.1	2805-737-5035	0105.1		0304.5
2540-741-2573	0612	2805-737-5071	{0601.1	2920-353-7204	0604.1
2540-741-2583	2210		0601.3	2920-353-7206	0604.1
2540-741-2641	0607	2805-737-6907	0106.1	2920-353-7208	0604.1
2540-752-4312	1503	2805-774-1406	0105.5	2920-353-7216	0604.1
2540-752-4313	1503	2805-774-1414	0105.5	2920-353-7248	0604.1
2540-752-4315	1503	2805-774-1415	0105.5	2920-353-7400	0603
2540-769-7499	1806	2805-774-1419	0105.5	2920-358-6304	0601.3
2540-769-7523	1805	2805-774-1427	0105.5	2920-358-7826	0604.1
2540-769-7554	2210	2805-774-3569	0105.2	2920-358-8182	0604.1
2540-769-7561	2210	2805-774-4319	0105.3	2920-362-2995	0604.1
2540-769-7562	2210	2805-774-4324	0106.1	2920-362-3284	0602
2540-796-7555	2210	2805-774-4332	0106.1	2920-366-6480	0604.1
2570-776-2751	0609.1	2805-774-4333	0106.1	2920-423-4553	0604.1
2610-269-7332	1313	2805-774-4469	0102.1	2920-495-3301	0604.1
2610-269-9586	1313	2805-774-4473	0102.1	2920-570-1238	0601.3
2805-353-7215	0604.1	2855-360-8062	0102.1	2920-735-5736	0601.3
2805-354-3490	0102.2	2865-737-5028	0102.1	2920-737-4746	0601.1
2805-354-3763	0105.1	2910-350-2383	0302.1	2920-737-4748	0601.1
2805-354-3784	0104.2	2910-358-5632	0302.1	2920-737-4749	0601.1
2805-354-3789	0102.2	2910-360-8013	0301	2920-737-4822	0602
2805-360-4524	0106.1	2910-360-8019	0301	2920-737-4823	0602
2805-360-7697	0302.1	2910-360-8027	0301	2920-737-4825	0602
2805-360-7864	0106.5	2910-360-8044	0302.1	2920-737-4851	0601.1
2805-360-7870	0102.2	2910-366-6569	0301	2920-737-4855	0601.1
2805-360-7886	0102.1	2910-368-2627	0302.1	2920-737-4856	0601.1
2805-360-7893	0104.1	2910-453-6534	0301	2920-737-4858	0601.1

FEDERAL STOCK NUMBER INDEX—Continued

STOCK NO.	SUBGROUP	STOCK NO.	SUBGROUP	STOCK NO.	SUBGROUP
2920-737-4860	0601.1	2990-737-5075	0401	4730-737-2808	0503
2920-737-4862	0601.1	2990-737-5076	0401	4730-737-2879	{0701
2920-737-4882	{0604.1	2990-737-5077	0401		{0801
	0605	3020-737-2816	0505		{1004
2920-737-4886	0601.1	3020-741-1961	2002.1	4730-737-4854	0601.1
2920-737-4917	0602	3110-516-7516	0802.7	4730-737-5128	0304.5
2920-737-4918	0602	3110-570-1528	0104.2	4730-737-6248	0106.5
2920-737-4920	0602	3110-570-1530	0104.2	4820-737-2752	0304.5
2920-737-4921	0602	3110-570-1531	0104.2	5305-011-1655	1204.1
2920-737-4922	0602	3110-741-1800	2001.1	5305-011-1687	1806
2920-737-4923	0602	3110-741-1933	2001.1	5305-012-0221	0301
2920-737-4924	0602	3120-358-8178	0604.1	5305-012-0628	0602
2920-737-4925	0602	3120-360-4522	0106.1	5305-012-0678	1501
2920-737-4938	0603	3120-360-4556	0604.1	5305-012-2138	0800
2920-737-4943	0602	3120-360-7879	0102.2	5305-012-2267	0700
2920-737-4944	0602	3120-362-1368	0603	5305-012-3450	0611
2920-737-4960	0602	3120-368-4938	1501	5305-012-3520	2001.3
2920-737-5110	0604.1	3120-386-1436	0302.1	5305-013-1963	0607
2920-737-5372	0604.1	3120-423-3071	0102.2	5305-013-3129	0106.2
2920-737-5376	0604.1	3120-495-7099	0804	5305-013-3482	0603
2920-737-5378	0604.1	3120-530-8275	0603	5305-013-3503	1006
2920-737-5388	{0601.1	3120-534-6760	0603	5305-013-3757	1311
	{0601.3	3120-734-3032	1604.1	5305-013-4225	0609.1
2920-737-5389	{0601.1	3120-736-9888	0603	5305-013-7991	1311
	{0601.3	3120-737-1102	1002	5305-015-9582	1804
2920-739-1018	0601.3	3120-737-1204	0802.7	5305-015-9592	0304.5
2920-741-3317	0601.3	3120-737-2870	1006	5305-016-0564	0610
2920-741-3318	0601.3	3120-737-3115	0802.7	5305-016-1790	2210
2920-752-4309	0602	3120-737-4993	0702.3	5305-016-1857	{0502
2920-753-8754	0601.3	3120-737-5045	1004		{1804
2920-753-8756	0601.3	3120-737-5135	0802.3	5305-016-1860	1804
2920-753-8757	0601.3	3120-737-5348	1401	5305-016-1895	{0612
2920-753-8759	0601.3	3120-737-5349	1401		{1805
2920-753-8760	0601.3	3120-741-1801	2001.1	5305-016-1901	2002.5
2920-753-8783	0601.3	3120-741-1802	2001.1	5305-017-2427	{0103
2920-753-8785	0601.3	3120-741-1803	2001.1		{0304.1
2920-772-0495	0613.1	3120-741-6462	1401	5305-174-4195	1601.1
2920-776-0417	0603	3120-769-7419	0702.5	5305-270-7324	0610
2920-832-7721	0601.1	3120-769-7429	0702.5	5305-270-7336	1401
2930-354-3772	0504	3120-769-7546	0702.5	5305-275-1660	0501
2930-360-8060	0504	3120-769-7547	0702.5	5305-281-1091	0610
2930-734-8571	0503	3120-769-7596	{1601.1	5305-353-0969	0609.1
2930-737-1383	0504		{1601.3	5305-360-4509	0102.2
2930-737-2559	0102.1	3120-769-7598	{1601.1	5305-360-4545	0104.1
2930-737-2806	0504		{1601.3	5305-360-7996	0202
2930-737-2807	0504	3120-774-4331	0106.1	5305-360-8319	{0601.1
2930-737-2809	0504	3250-737-5064	0312		{0601.3
2930-737-2810	0504	3830-741-1944	2001.1	5305-362-3305	0602
2930-737-5030	0501	4010-741-1804	2001.1	5305-366-6546	0301
2940-360-7930	0304.5	4030-737-5007	1806	5305-453-6491	0301
2940-360-8284	0304.1	4720-769-7588	0503	5305-456-6211	1004
2940-737-5056	0106.2	4730-019-2050	0304.5	5305-495-9553	0202
2940-737-5057	0106.2	4730-353-7217	0604.1	5305-495-9562	0103
2940-737-5058	0106.2	4730-360-8282	0304.1	5305-521-4776	0804
2940-737-5060	0106.2	4730-492-5042	0304.5	5305-530-7299	0900
2990-360-7970	0401	4730-531-2057	0301	5305-732-4918	1201
2990-492-5480	0401	4730-737-2343	1204.5	5305-732-8293	1311
2990-737-1047	0401	4730-737-2557	0106.6	5305-732-8294	1311

FEDERAL STOCK NUMBER INDEX—Continued

STOCK NO.	SUBGROUP	STOCK NO.	SUBGROUP	STOCK NO.	SUBGROUP
5305-734-3368	0301		0601.1		0501
5305-734-6940	0612		0601.3	5310-012-0395	0601.1
5305-734-8605	1004		0609.1		1204.1
5305-735-1314	1805		0802.3		2101
5305-737-1258	0105.2	5310-012-0382	1004		0601.1
5305-737-1759	0800		1006	5310-012-0396	0601.3
5305-737-2863	1002		1201		0800
	1102		1202		1503
5305-737-2864	1006		1504		1812
	1804		1801	5310-012-0638	2001.1
5305-737-2885	1806		2001.1		0201
	1808		2001.3		1401
5305-737-2886	1701	5310-012-0383	0700	5310-012-0398	2001.3
	2101		1401		0800
5305-737-5006	1601.1		1501	5310-012-0930	0801
5305-737-5174	0601.1		1605		0802.5
5305-737-5371	0602		0102.2	5310-012-1753	0611
	0604.1		0601.1	5310-012-4634	2001.3
5305-737-5385	0302.1	5310-012-0384	0603	5310-013-1014	1803.1
5305-737-5694	0609.1		0800	5310-013-1016	1605
5305-741-1936	2001.1		1503		0105.5
5305-741-1937	2001.1		2001.1	5310-013-6857	0601.1
5305-741-8145	0611		2101		0601.3
5305-752-5938	0609.1	5310-012-0386	0304.1	5310-013-8485	0609.1
5305-752-6594	0607		0603	5310-014-0241	1806
5305-769-7439	1504		0604.1		1812
5305-769-7440	1804	5310-012-0387	1501	5310-017-4916	0609.2
	2201		0604.1	5310-017-8378	0613.1
5305-769-7446	2101		0100.2	5310-017-8532	0615
5305-769-7465	1204.1		1504	5310-017-8551	0612
5305-769-7593	2201	5310-012-0388	1701		0615
5305-772-9797	0609.1		1801	5310-018-0556	0804
5310-010-3345	0800		1808	5310-022-1442	1002
5310-010-7815	1801	5310-012-0391	0304.5	5310-042-6678	0603
5310-010-7823	0104.2		0602	5310-043-1543	0604.1
5310-011-3338	1808		1804		0603
5310-011-4494	1004		1808	5310-043-1680	0604.1
5310-011-6090	0602	5310-012-0392	0312		2208.1
5310-011-6104	0700		0604.1	5310-043-2646	0603
	2001.3		0100.2		1806
5310-011-6120	0106.2	5310-012-0393	0105.2	5310-044-6363	1812
5310-012-0214	0302.1		0312		2101
	0612		1201	5310-044-6470	1808
	0302.1		1806		1812
5310-012-0217	0309		1808	5310-050-2246	2201
	0609.1		1812	5310-270-8837	1104.1
5310-012-0361	0613.1		2201	5310-270-8840	1002
	2208.1		0100.2	5310-276-3455	0101
5310-012-0372	0106.2	5310-012-0394	0108	5310-350-2655	0609.1
	0610		0306	5310-358-8168	0604.1
5310-012-0380	2001.1		0501	5310-358-8169	0604.1
	2002.1		0601.1	5310-360-6911	0802.1
5310-012-0381	2202		0601.3	5310-360-7309	0704
			1204.1	5310-360-7403	1401
			1501	5310-360-8064	0102.1
			1806	5310-360-8171	0802.1
			1808	5310-360-9888	0102.1
				5310-368-4943	0601.3

FEDERAL STOCK NUMBER INDEX—Continued

STOCK NO.	SUBGROUP	STOCK NO.	SUBGROUP	STOCK NO.	SUBGROUP
5310-456-6298	{0202	5315-741-1690	{2001.3	5330-737-5137	1311
	1206		2002.1	5330-737-5146	0610
5310-495-9542	{1601.1	5315-741-1920	2001.1	5330-737-5175	{0601.1
	1601.3	5315-741-1926	2001.1		0601.3
5310-534-6768	0604.1	5315-741-1927	2001.1	5330-737-5180	1401
5310-703-2605	0304.5	5315-741-1931	2001.1	5330-737-5181	1401
5310-703-2606	1104.1	5315-741-1954	2001.5	5330-737-5330	0601.1
5310-703-2607	0304.5	5315-741-1979	2002.5	5330-737-5341	1401
5310-705-8965	2202	5315-741-1980	2002.5	5330-737-6904	0106.6
5310-732-4833	0612	5315-752-4316	1503	5330-741-1687	2001.3
5310-732-4835	0312	5315-769-6482	1004	5330-741-1939	2001.1
5310-734-7560	0602	5315-769-7490	1503	5330-741-1940	{2001.1
5310-734-7568	0603	5320-010-4080	1805		2002.1
5310-734-7571	0603	5320-010-4084	1812	5330-741-1950	2001.3
5310-737-2318	1204.1	5320-010-4167	1812	5330-741-1966	2002.1
5310-737-2521	0301	5320-010-9953	2210	5330-741-1981	2002.5
5310-737-2539	0301	5320-011-1870	0609.1	5330-741-2437	0601.1
5310-737-2868	0802.7	5320-011-3354	1501	5330-741-2580	1401
5310-737-4857	0601.1	5320-700-1411	1202	5330-741-3199	0302.1
5310-737-5065	0202	5320-770-5721	0201	5330-753-9688	2208.1
5310-737-5178	1401	5325-350-9275	0617	5330-753-9689	2208.1
5310-737-5357	0602	5325-350-9277	{0611	5330-769-7572	0702.1
5310-741-0270	0302.1		0617	5330-769-7602	{1601.1
5310-741-1972	2002.1	5325-700-0997	2202		1601.3
5310-741-2579	1401	5325-734-6945	{0612	5340-350-6003	0302.1
5310-741-3319	0601.3		2208.1	5340-353-7255	0604.1
5310-741-6478	0302.1	5325-735-3590	0609.1	5340-358-7638	0604.1
5310-752-6289	0609.1	5325-737-1195	{0613.1	5340-358-7657	0603
5310-752-6591	0607		2202	5340-360-7925	0105.1
5310-752-6592	0607	5325-737-5036	0306	5340-360-8039	0301
5310-753-8767	0601.3	5325-737-5129	0312	5340-361-7935	0604.1
5310-753-8787	0601.3	5325-752-5365	0609.1	5340-362-3307	0602
5310-769-6520	1311	5325-769-7418	2201	5340-362-3308	0602
5310-769-6521	1311	5330-358-6019	0501	5340-385-4198	2202
5310-769-7427	0702.5	5330-360-7882	0102.2	5340-495-9547	0105.5
5310-769-7428	0702.5	5330-360-8007	0301	5340-499-8906	0704
5310-769-7613	0900	5330-360-8066	0504	5340-521-4784	0804
5310-769-7864	0102.1	5330-362-1413	0604.1	5340-703-2628	1004
5310-770-2465	0900	5330-385-4165	2202	5340-703-6587	1401
5310-770-2608	0602	5330-495-1756	0301	5340-704-4253	1503
5310-772-3309	0617	5330-495-1757	0301	5340-704-7998	0304.5
5310-772-9799	0609.1	5330-495-1758	0301	5340-734-7572	0603
5310-774-4472	{0104.2	5330-516-0323	1204.1	5340-734-7573	0601.1
	0105.2	5330-521-4539	{0603	5340-737-1363	0202
5315-360-8153	0704		1204.1	5340-737-1454	0312
5315-732-6118	0202	5330-522-6060	0103	5340-737-2534	0301
5315-734-8762	1006	5330-532-7338	2202	5340-737-2832	0106.6
5315-734-8763	1006	5330-703-2634	1102	5340-737-2833	1204.5
5315-737-2522	0301	5330-734-8567	{1804	5340-737-2865	1006
5315-737-2858	{1002		1805	5340-737-3165	0802.5
	1102	5330-735-1315	0309	5340-737-3185	0802.5
5315-737-4861	0601.1	5330-737-1337	0202	5340-737-4968	0804
5315-737-4967	0804	5330-737-1364	0202	5340-737-5114	0312
5315-737-4978	0704	5330-737-3354	1204.1	5340-737-5177	1401
5315-737-5112	0312	5330-737-4859	0601.1	5340-737-5347	1401
5315-737-5166	1808	5330-737-4930	0603	5340-741-1943	2001.1
5315-737-6905	1806	5330-737-4964	0602	5340-741-1957	2001.5
5315-741-1646	2001.3	5330-737-5020	0306	5340-741-1983	2002.5

FEDERAL STOCK NUMBER INDEX—Continued

STOCK NO.	SUBGROUP	STOCK NO.	SUBGROUP	STOCK NO.	SUBGROUP
5340-741-2179	1202	5935-353-0952	0609.1	6145-705-6677	0613.1
5340-752-6595	0607	5935-353-0955	0609.1	6145-705-6678	0613.1
5340-769-6370	1401	5935-735-5938	0617		{0611
5340-769-6371	1401	5935-741-2643	0613.1	6145-772-0853	{0613.1
5340-769-7454	{0202	5935-752-6023	0609.1		{0617
	1206	5935-772-2367	0613.1	6150-737-4965	0602
5340-769-7536	1806	5935-772-2368	0613.1	6220-353-0941	0609.1
5340-769-7537	1806	5935-772-9802	0609.1	6220-368-4945	0609.1
5340-769-7538	1806	5935-773-1428	0617	6220-447-3477	0609.1
5340-769-7539	1806		{0607	6220-538-1088	0607
5340-769-7571	0702.1	5935-776-0598	0609.1	6220-732-0642	0609.1
5340-769-7581	{1805		{0613.1	6220-737-2820	2101
	1808	5935-776-2605	0613.1	6220-737-5022	0609.1
5340-769-7592	2101		{0609.1	6220-741-8343	0609.1
5340-769-7594	2201	5935-776-2750	0613.1	6220-752-5939	0609.1
5340-769-8489	1808		{0617	6220-772-9791	0609.1
5340-769-8490	1808	5940-734-3086	0613.1	6220-772-9793	0609.1
5340-772-2343	0613.1	5940-752-4913	0607	6220-776-0412	0607
5905-737-4961	0602	5970-705-6639	0612	6220-776-0418	0607
5910-256-9728	0601.3	5970-737-4865	0601.3	6220-776-0503	0609.1
5910-358-6842	0604.1		{0611	6220-776-0504	0609.1
5910-737-4919	0602	5975-350-9272	0613.1	6240-019-0877	{0607
5925-737-4945	0602		{0617		{0609.1
5930-738-8319	{0601.1	5975-736-9889	0603	6550-012-2279	2001.3
	0601.3	5975-737-4852	0601.1	6620-738-9566	0610
5930-741-2642	0608	5980-737-4975	0704	6680-737-2727	0607
5930-773-0893	0613.1	5980-741-1761	0804	6680-740-9702	2208.1
5930-776-0409	0607	6115-737-4750	0601.1	6680-741-6363	0610
5935-350-9273	0611	6115-737-4853	0601.1	6680-741-8835	0607
5935-350-9281	0617	6115-753-8762	0601.3	6680-832-7565	2208.1
5935-350-9282	0611	6115-753-8763	0601.3	6680-832-7566	2208.1
				6685-738-9567	0607

By Order of *Wilber M. Brucker*, Secretary of the Army:

MAXWELL D. TAYLOR,
General, United States Army,
Chief of Staff.

Official:

JOHN A. KLEIN,
Major General, United States Army,
The Adjutant General.

DISTRIBUTION:

Active Army:

CNGB (1)
ASA (2)
Tec Svc, DA (1) except
 COFORD (19)
Ord Bd (2)
Hq CONARC (3)
Army AA Comd (2)
OS Maj Comd (2)
OS Base Comd (2)
Log Comd (3)
MDW (1)
Armies (3)
Corps (2)
Div (2)
Ord Gp (2)
Ord Bn (2) except TOE 9-45R (1)
Ord Co (2) except TOE 9-12R, 9-17R, 9-46R,
 9-47R, 9-57R, 9-229R, 9-347R, 9-367R,
 9-387R (1)
Ft & Cp (2) except Ft Hood (7), Ft Bliss (7),
 Ft Sam Houston (7), Ft Sill (7)
Gen & Br Svc Sch (2) except
 Ord Sch (50)
PMST Ord ROTC Units (1)
Ord Ammo Comd (1)

Gen Depots (2) except Atlanta
 Gen Depot (None)
Ord Sec, Gen Depot (5)
Ord Depot (10) except
 Rossford Ord Depot (12)
 Anniston Ord Depot (18)
Ord Tank Autmv Comd (30)
POE (OS) (2)
Trans Terminal Comd (2)
Army Terminal (2)
OS Sup Agencies (1)
Ord PG (10)
AMS (2)
Ord Arsenal (5) except
 Raritan Arsenal (205)
 Benicia Arsenal (20)
 Frankford Arsenal (20)
Mil Dist (1)
Ord Proc Dist (10)
MAAG (1)
Mil Msn (1)
JBUSMC (2)
JUSMAG (Greece) (2)
Fld Comd, AFSWP (1)

NG: State AG (6); units—same as Active Army except allowance is one copy to each unit.

USAR: None.

For explanation of abbreviations used, see SR 320-50-1.